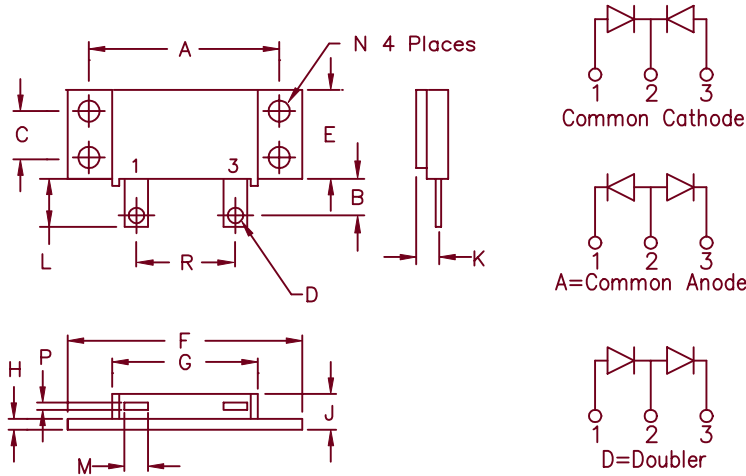


Schottky PowerMod

FST17140 — FST17150



Notes:
Baseplate: Nickel plated copper
Pins: Nickel plated copper

	Dim. Inches		Millimeters		Notes
	Min.	Max.	Min.	Max.	
A	1.995	2.005	50.67	50.93	
B	0.300	0.325	7.62	8.26	
C	0.495	0.505	12.57	12.83	
D	0.182	0.192	4.62	4.88	Dia.
E	0.990	1.010	25.15	25.65	
F	2.390	2.410	60.71	61.21	
G	1.490	1.510	37.85	38.35	
H	0.120	0.130	3.05	3.30	
J	---	0.400	---	10.16	
K	0.240	0.260	6.10	6.60 to Lead CL	
L	0.490	0.510	12.45	12.95	
M	0.330	0.350	8.38	8.90	
N	0.175	0.195	4.45	4.95	Dia.
P	0.035	0.045	0.89	1.14	
R	0.890	0.910	22.61	23.11	

Microsemi Catalog Number	Working Peak Reverse Voltage	Repetitive Peak Reverse Voltage
FST17140*	40V	40V
FST17145*	45V	45V
FST17150*	50V	50V

*Add Suffix A for Common Anode, D for Doubler

- Schottky Barrier Rectifier
- Guard Ring for Reverse Protection
- High Surge Capacity
- V_{RRM} - 40 to 50 Volts
- Reverse Energy Tested

Electrical Characteristics

Average forward current per pkg	$I_{F(AV)}$ 170 Amps	$T_C = 120^\circ\text{C}$, Square wave, $R_{\theta JC} = 0.425^\circ\text{C/W}$
Average forward current per leg	$I_{F(AV)}$ 85 Amps	$T_C = 115^\circ\text{C}$, Square wave, $R_{\theta JC} = 0.85^\circ\text{C/W}$
Maximum surge current per leg	I_{FSM} 1200 Amps	8.3 ms, half sine $T_J = 175^\circ\text{C}$
Max repetitive peak reverse current per leg	$I_{R(OV)}$ 2 Amps	$f = 1 \text{ KHz}$, 25°C , 1 μsec Square wave
Max peak forward voltage per leg	V_{FM} .58 Volts	$I_{FM} = 80\text{A}$: $T_J = 175^\circ\text{C}^*$
Max peak forward voltage per leg	V_{FM} .74 Volts	$I_{FM} = 80\text{A}$: $T_J = 25^\circ\text{C}^*$
Max peak reverse current per leg	I_{RM} 60 mA	V_{RRM} , $T_J = 125^\circ\text{C}^*$
Max peak reverse current per leg	I_{RM} 2 mA	V_{RRM} , $T_J = 25^\circ\text{C}$
Typical junction capacitance per leg	C_J 2300 pF	$V_R = 5.0\text{V}$, $T_J = 25^\circ\text{C}$

*Pulse test: Pulse width 300 μsec , Duty cycle 2%

Thermal and Mechanical Characteristics

Storage temp range	T_{STG}	-55°C to 175°C
Operating junction temp range	T_J	-55°C to 175°C
Max thermal resistance per leg	$R_{\theta JC}$	0.85°C/W Junction to case
Max thermal resistance per pkg.	$R_{\theta JC}$	0.425°C/W Junction to case
Typical thermal resistance (greased)	$R_{\theta CS}$	0.1°C/W Case to sink
Mounting torque		15-20 inch pounds
Weight		2.5 ounces (71 grams) typical

FST17140 — FST17150

Figure 1
Typical Forward Characteristics — Per Leg

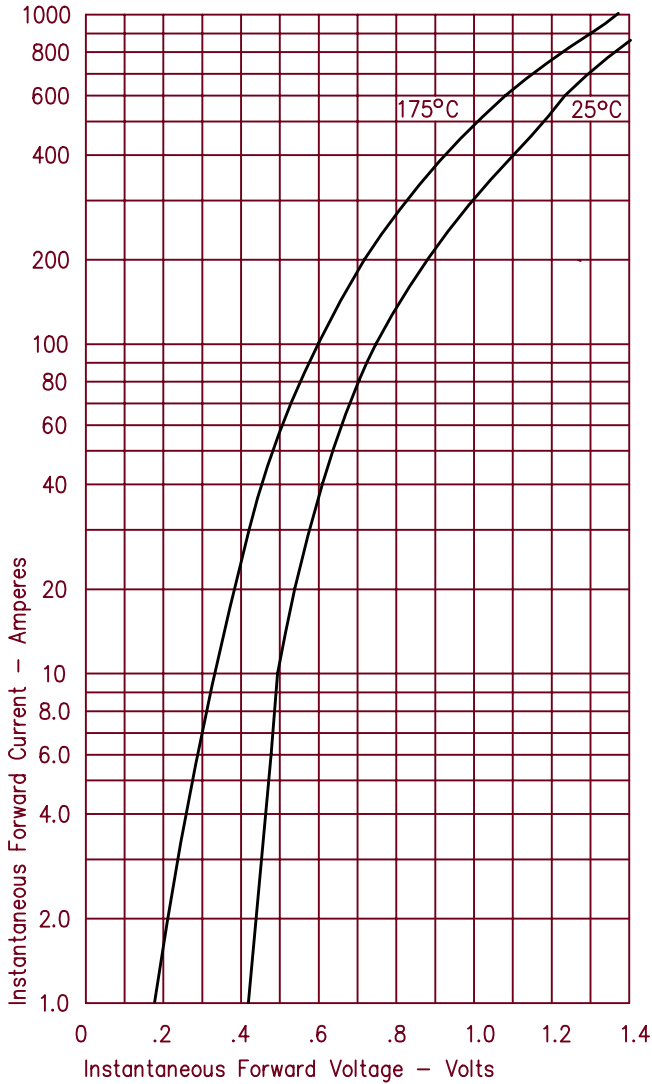


Figure 3
Typical Junction Capacitance — Per Leg

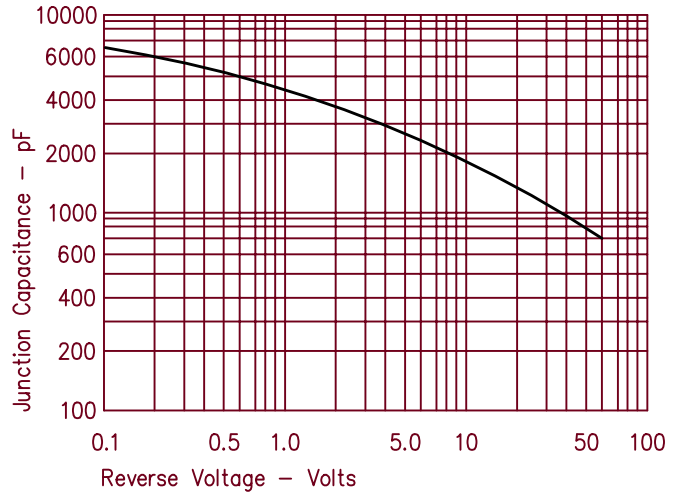


Figure 4
Forward Current Derating — Per Leg

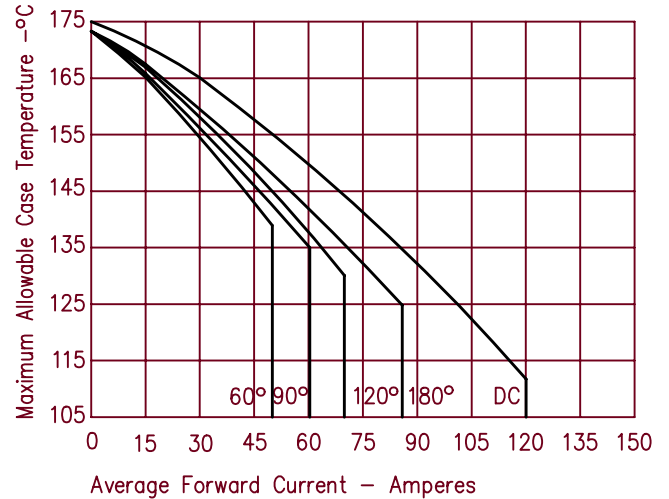


Figure 2
Typical Reverse Characteristics — Per Leg

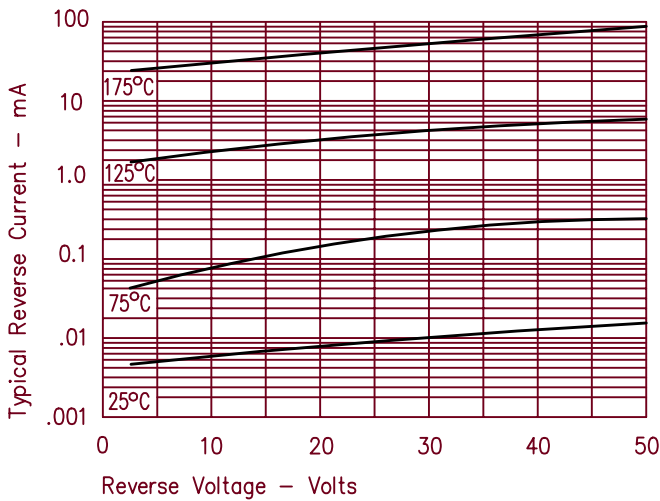


Figure 5
Maximum Forward Power Dissipation — Per Leg

