



Micro Commercial Components
 21201 Itasca Street Chatsworth
 CA 91311
 Phone: (818) 701-4933
 Fax: (818) 701-4939

MBRF1020 THRU MBRF10100

Features

- Low Power Loss
- High Efficiency
- Low Forward Voltage , High Current Capability
- High surge capacity
- Case : ITO-220AC Full Molded Plastic Package

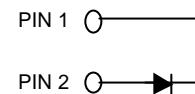
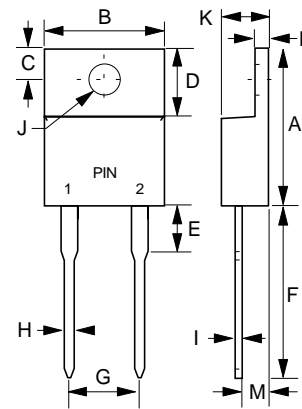
**10 Amp
 Schottky
 Barrier Rectifier
 20 to 100 Volts**

Maximum Ratings

- Operating Junction Temperature: -50°C to +150°C
- Storage Temperature: -50°C to +150°C

MCC Catalog Number	Maximum Recurrent Peak Reverse Voltage	Maximum RMS Voltage	Maximum DC Blocking Voltage
MBRF1020	20V	14V	20V
MBRF1030	30V	21V	30V
MBRF1040	40V	26V	40V
MBRF1050	50V	35V	50V
MBRF1060	60V	42V	60V
MBRF1080	80V	56V	80V
MBRF1090	90V	63V	90V
MBRF10100	100V	80V	100V

ITO-220AC



Electrical Characteristics @ 25°C Unless Otherwise Specified

Average Forward Current	$I_{F(AV)}$	10 A	$T_C = 100^\circ\text{C}$
Peak Forward Surge Current	I_{FSM}	150A	8.3ms, half sine
Maximum Instantaneous Forward Voltage 1020-1040 1050-1060 1080-10100	V_F	.55V .75V .85V	$T_J = 25^\circ\text{C}$ $I_{FM} = 10A;$
Maximum DC Reverse Current At Rated DC Blocking Voltage	I_R	0.5mA 50mA	$T_C = 25^\circ\text{C}$ $T_C = 100^\circ\text{C}$

DIM	DIMENSIONS			
	INCHES		MM	
	MIN	MAX	MIN	MAX
A	.583	.606	14.80	15.40
B	---	.406	---	10.30
C	.100	.112	2.55	2.85
D	.248	.272	6.30	6.90
E	---	.161	---	4.10
F	.512	.543	13.00	13.80
G	---	.200	---	5.10
H	---	.035	---	0.90
I	---	.032	---	0.80
J	.118	.134	3.00	3.40
K	---	.189	---	4.80
L	---	.123	---	3.10
M	.098	.114	2.50	2.90

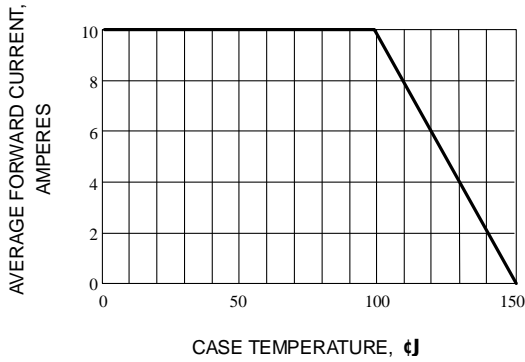


Fig. 1-FORWARD CURRENT DERATING CURVE

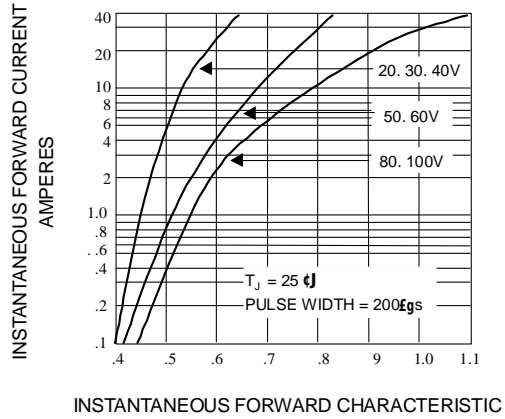


Fig. 2-TYPICAL INSTANTANEOUS FORWARD CHARACTERISTIC

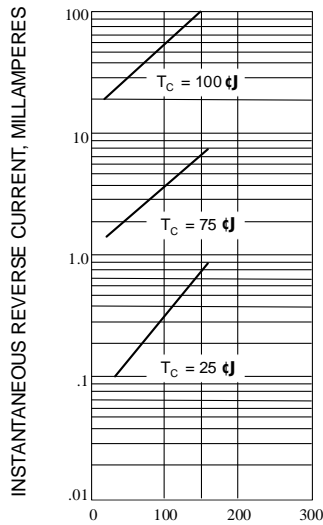


Fig. 3-TYPICAL REVERSE CHARACTERISTICS

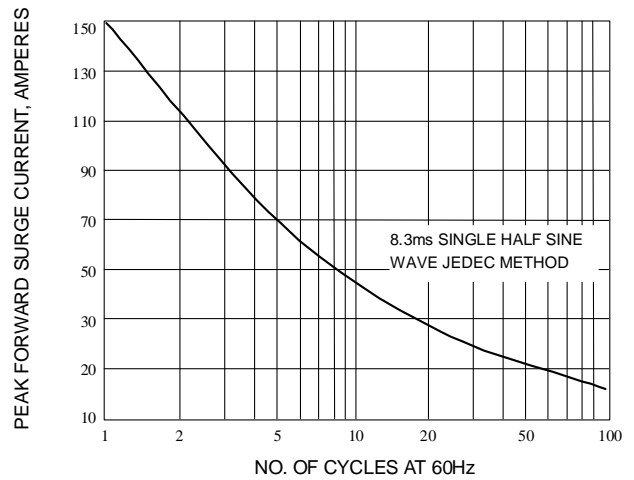


Fig. 4-MAXIMUM NON-REPETITIVE SURGE CURRENT

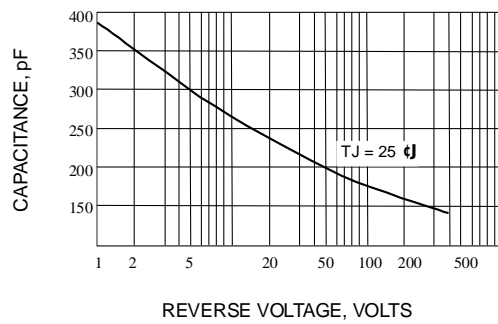


Fig. 5-TYPICAL JUNCTION CAPACITANCE