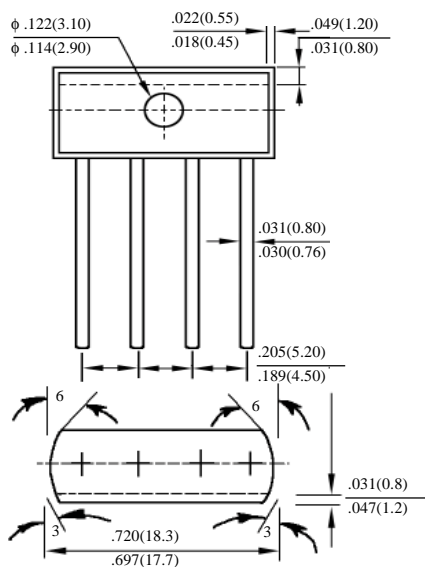


RB201 – RB209
 RB201S – RB209S
 RB304S – RB309S

2.0/3.0A RB 系列 SIP 桥式整流器

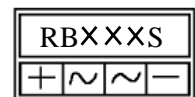
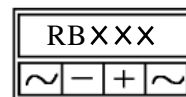
2.0/3.0A RB SERIES SIP BRIDGE RECTIFIERS

型号 TYPE		最大反向 峰值电压 Maximum Peak Reverse Voltage	最大平均 正向电流 Maximum Average Forward Output Current @T _A =60°C	最大正向 浪涌电流 Maximum Forward Surge Current @ 8.3ms Superimposed	最大正向 峰值电压 Maximum DC Forward Voltage drop per element	最大反向 电 流 Maximum DC Reverse Current at rated DC Blocking Voltage per element		结 温 Operating Junction Temperature	外型尺寸 Package Dimensions
		PRV	I _O	I _{FM} (Surge)	V _F	I _R		T _J	RB SERIES
		V _{PK}	A _{AV}	A _{PK}	V _{PK}	25°C T _A μADC	125°C T _A μADC	°C	
RB201	RB201S	100	2.0	80	1.0 <small>at I_F=2.0ADC</small>	10	500	125	
RB202	RB202S	200							
RB204	RB204S	400							
RB206	RB206S	600							
RB208	RB208S	800							
RB209	RB209S	1000							
RB304S		400	3.0	80	1.0 <small>at I_F=3.0ADC</small>	10	500	125	
RB306S		600							
RB308S		800							
RB309S		1000							



引脚分布如下:

Pinout:



RB SERIES

RB201-RB209 RB201S-RB209S RB304S-RB309S

桥式整流器额定值与特性曲线

BRIDGE RECTIFIERS RATING & CHARACTERISTIC CURVES

FIG. 1 - DERATING CURVE FOR OUTPUT RECTIFIED CURRENT

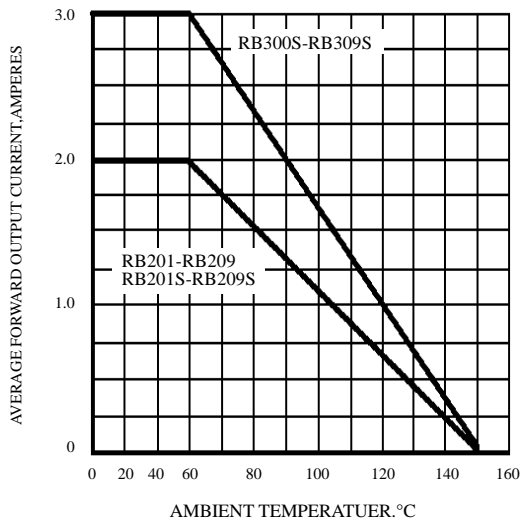


FIG. 2 - MAXIMUM NON-REPETITIVE PEAK FORWARD SURGE CURRENT PER BRIDGE ELEMENT

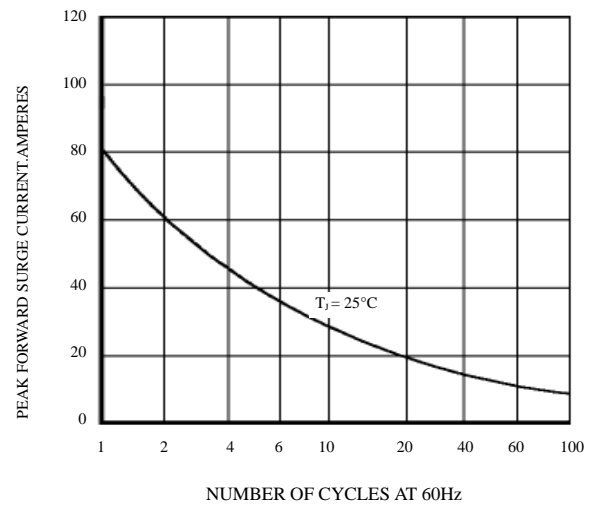


FIG. 3 - TYPICAL REVERSE CHARACTERISTICS PER BRIDGE ELEMENT

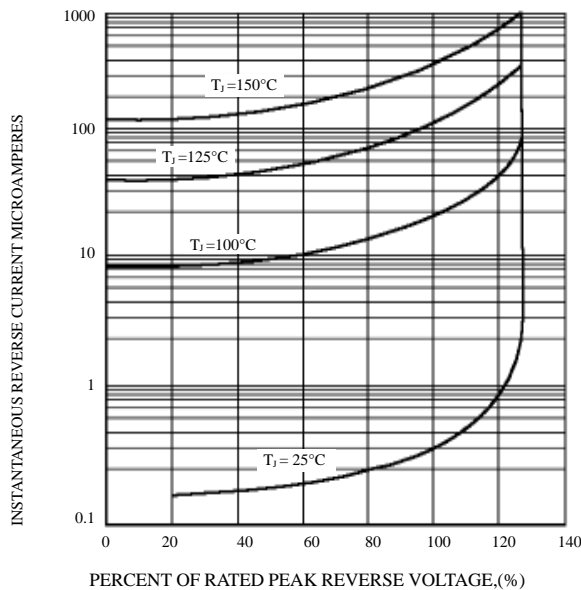


FIG. 4 - TYPICAL FORWARD CHARACTERISTICS PER BRIDGE ELEMENT

