



# H2N4124

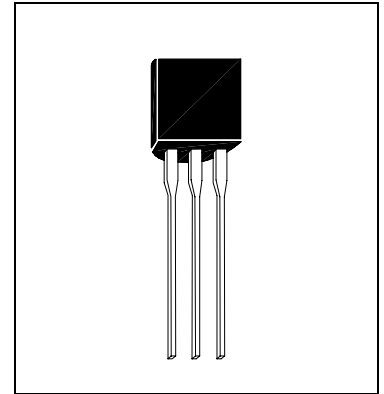
NPN EPITAXIAL PLANAR TRANSISTOR

## Description

The H2N4124 is designed for general purpose switching and amplifier applications.

## Features

- Complementary to H2N4126
- Low Collector to Emitter Saturation Voltage



## Absolute Maximum Ratings

- Maximum Temperatures  
 Storage Temperature..... -55 ~ +150 °C  
 Junction Temperature..... +150 °C Maximum
- Maximum Power Dissipation  
 Total Power Dissipation (Ta=25°C) ..... 350 mW
- Maximum Voltages and Currents (Ta=25°C)  
 VCBO Collector to Base Voltage ..... 30 V  
 VCEO Collector to Emitter Voltage ..... 25 V  
 VEBO Emitter to Base Voltage ..... 5 V  
 IC Collector Current ..... 200 mA

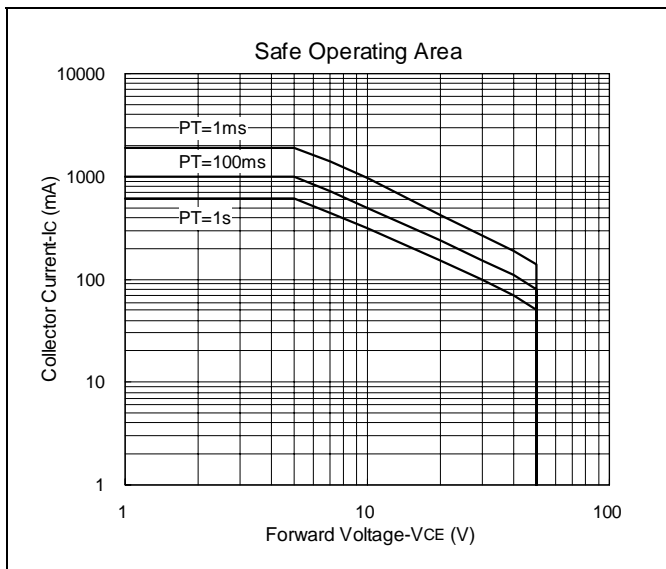
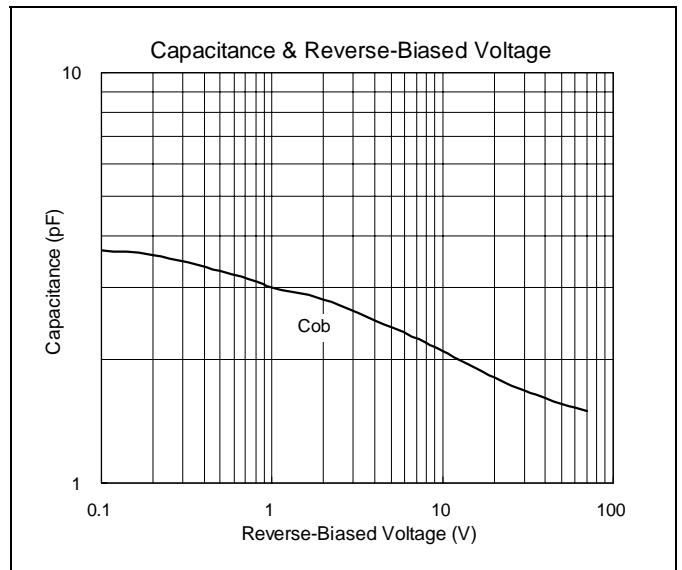
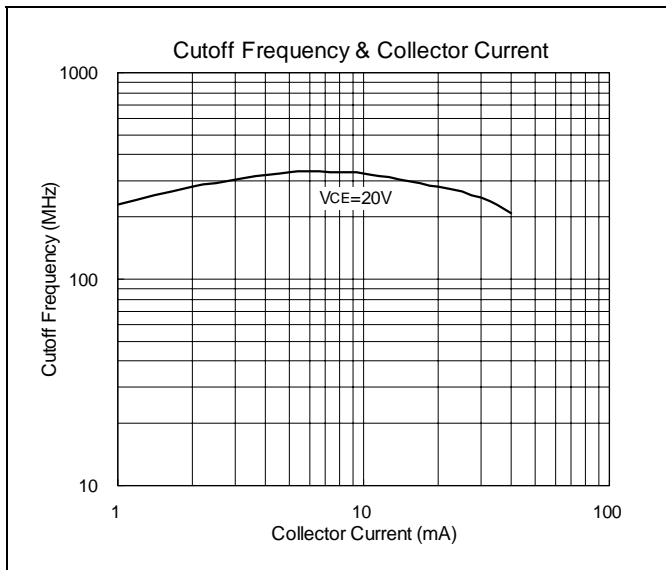
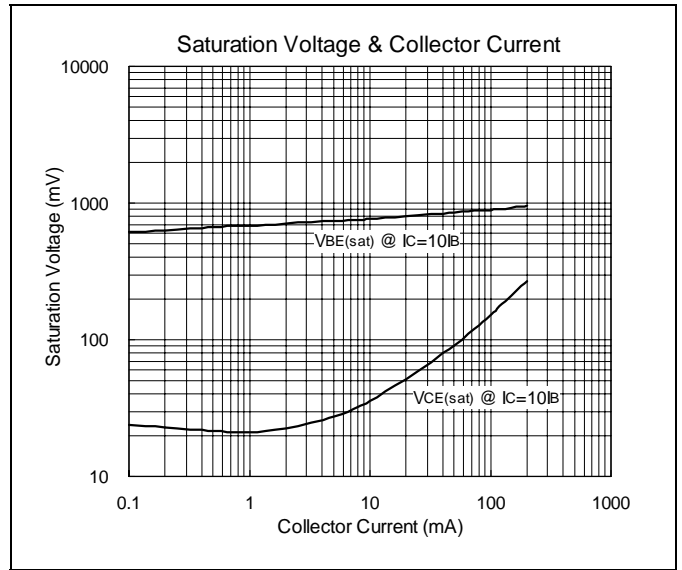
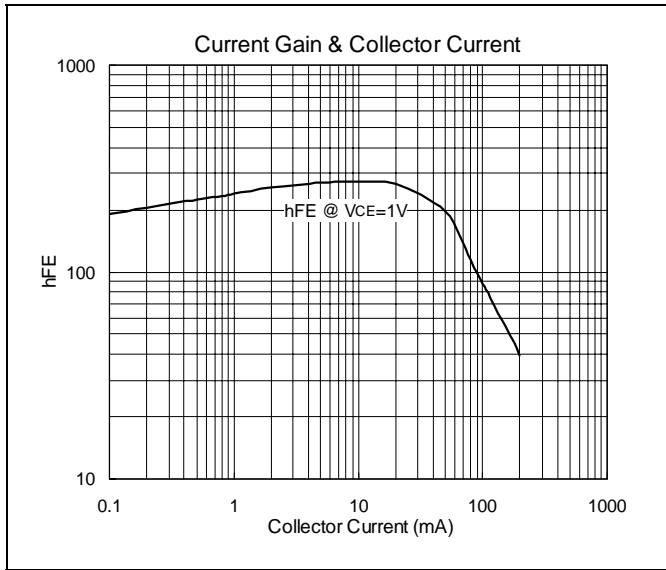
## Characteristics (Ta=25°C)

Symbol	Min.	Max.	Unit	Test Conditions
BVCBO	30	-	V	IC=10uA, IE=0
BVCEO	25	-	V	IC=1mA, IB=0
BVEBO	5.0	-	V	IE=10uA, IC=0
ICBO	-	50	nA	VCB=20V, IE=0
IEBO	-	50	nA	VEB=3V, IC=0
*VCE(sat)	-	0.3	V	IC=50mA, IB=5mA
*VBE(sat)	-	950	mV	IC=50mA, IB=5mA
*hFE1	120	360		VCE=1V, IC=2mA
*hFE2	60	-		VCE=1V, IC=50mA
fT	300	-	MHz	VCE=20V, IC=10mA,, f=100MHz
Cob	-	4	pF	VCB=5V, IE=0, f=100MHz

\*Pulse Test : Pulse Width ≤380us, Duty Cycle≤2%



### Characteristics Curve





### TO-92 Dimension

3-Lead TO-92 Plastic Package  
HSMC Package Code : A

**Marking :**

HSMC Logo → □ □ □ □ ← Product Series  
 Part Number → □ □ □ □ □ □  
 Date Code → □ □ □ □ □ □ ← Rank  
 Laser Mark

HSMC Logo  
 Product Series  
 Part Number → □ □ □ □ □ □  
 Ink Mark

Style : Pin 1. Emitter 2. Base 3. Collector

\*:Typical

DIM	Inches		Millimeters		DIM	Inches		Millimeters	
	Min.	Max.	Min.	Max.		Min.	Max.	Min.	Max.
A	0.1704	0.1902	4.33	4.83	G	0.0142	0.0220	0.36	0.56
B	0.1704	0.1902	4.33	4.83	H	-	*0.1000	-	*2.54
C	0.5000	-	12.70	-	I	-	*0.0500	-	*1.27
D	0.0142	0.0220	0.36	0.56	α1	-	*5°	-	*5°
E	-	*0.0500	-	*1.27	α2	-	*2°	-	*2°
F	0.1323	0.1480	3.36	3.76	α3	-	*2°	-	*2°

**Notes :** 1.Dimension and tolerance based on our Spec. dated Apr. 25,1996.  
 2.Controlling dimension : millimeters.  
 3.Maximum lead thickness includes lead finish thickness, and minimum lead thickness is the minimum thickness of base material.  
 4.If there is any question with packing specification or packing method, please contact your local HSMC sales office.

**Material :**

- Lead : 42 Alloy ; solder plating
- Mold Compound : Epoxy resin family, flammability solid burning class:UL94V-0

**Important Notice:**

- All rights are reserved. Reproduction in whole or in part is prohibited without the prior written approval of HSMC.
- HSMC reserves the right to make changes to its products without notice.
- **HSMC semiconductor products are not warranted to be suitable for use in Life-Support Applications, or systems.**
- HSMC assumes no liability for any consequence of customer product design, infringement of patents, or application assistance.

**Head Office And Factory :**

- **Head Office** (Hi-Sincerity Microelectronics Corp.) : 10F.,No. 61, Sec. 2, Chung-Shan N. Rd. Taipei Taiwan R.O.C.  
 Tel : 886-2-25212056 Fax : 886-2-25632712, 25368454
- **Factory 1** : No. 38, Kuang Fu S. Rd., Fu-Kou Hsin-Chu Industrial Park Hsin-Chu Taiwan. R.O.C  
 Tel : 886-3-5983621~5 Fax : 886-3-5982931
- **Factory 2** : No. 17-1, Ta-Tung Rd., Fu-Kou Hsin-Chu Industrial Park Hsin-Chu Taiwan. R.O.C  
 Tel : 886-3-5977061 Fax : 886-3-5979220