

ショットキーバリアダイオード

SCHOTTKY BARRIER DIODE

■特長：Features

- 取り付け面が絶縁されたフルモールドタイプ
Insulated package by fully molding.
- 低 V_F
Low V_F
- スイッチングスピードが非常に速い
Super high speed switching.
- プレーナー技術による高信頼性
High reliability by planer design.

■用途：Applications

- 高速電力スイッチング
High speed power switching.

■定格と特性：Maximum Ratings and Characteristics

●絶対最大定格：Absolute Maximum Ratings

Items	Symbols	Conditions	Ratings	Units
ピーク繰り返し逆電圧 Repetitive Peak Reverse Voltage	V_{RRM}		40	V
ピーク非繰り返し逆電圧 Non-Repetitive Peak Reverse Voltage	V_{RSM}	$t_w = 500\text{ns}$, $\text{duty} = \frac{1}{10}$	48	V
絶縁耐圧 Isolating Voltage	V_{ISO}	一括端子・ケース間, AC1分間印加 Terminals-to-Case, AC, 1 min.	1500	V
平均出力電流 Average Output Current	I_O	方形波, $\text{duty} = \frac{1}{2}$, $T_c = 83^\circ\text{C}$ Square wave	20*	A
サージ電流 Surge Current	I_{FSM}	正弦波 Sine wave 10ms 定格負荷状態より	120	A
接合温度 Operating Junction Temperature	T_j		-40 ~ +125	$^\circ\text{C}$
保存温度 Storage Temperature	T_{stg}		-40 ~ +125	$^\circ\text{C}$

* センタータップ平均出力電流

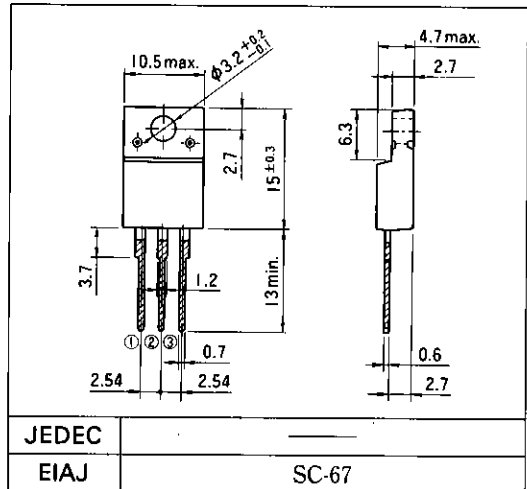
* average forward current of centertap full wave connection

●電気的特性(特に指定がない限り周囲温度 $T_a = 25^\circ\text{C}$ とする)

Electrical Characteristics ($T_a = 25^\circ\text{C}$ Unless otherwise specified)

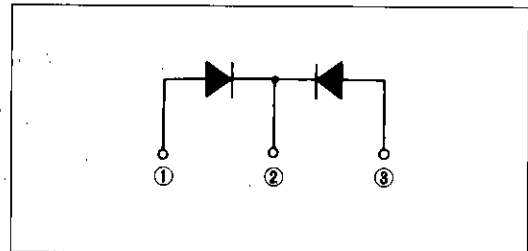
Items	Symbols	Conditions	Max.	Units
順電圧 Forward Voltage Drop	V_{FM}	$I_{FM} = 10\text{A}$	0.6	V
逆電流 Reverse Current	I_{RRM}	$V_R = V_{RRM}$	15	mA
熱抵抗 Thermal Resistance	$R_{th(j-c)}$	接合・ケース間 Junction to case	2.5	$^\circ\text{C}/\text{W}$

■外形寸法：Outline Drawings



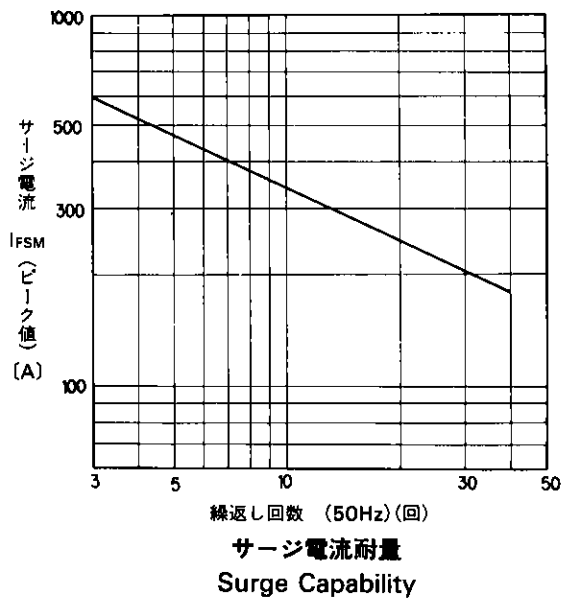
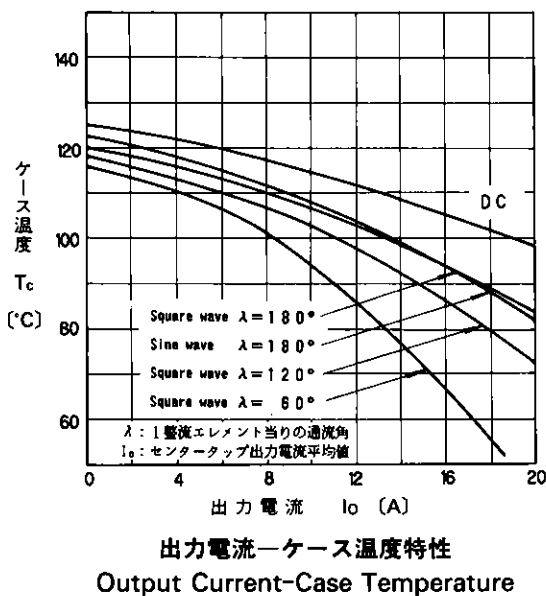
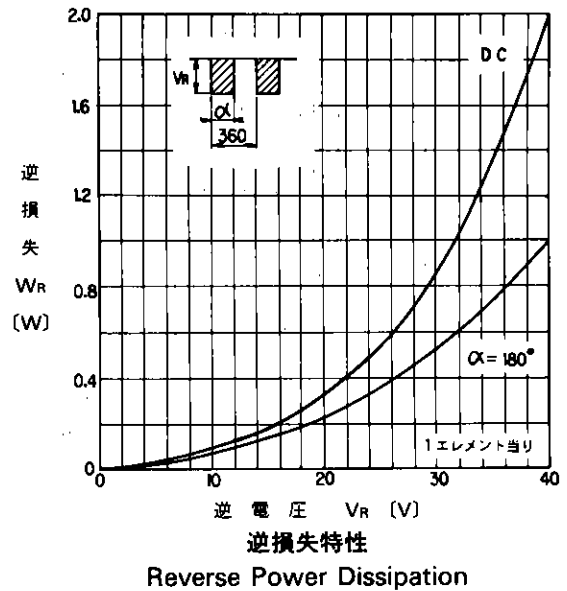
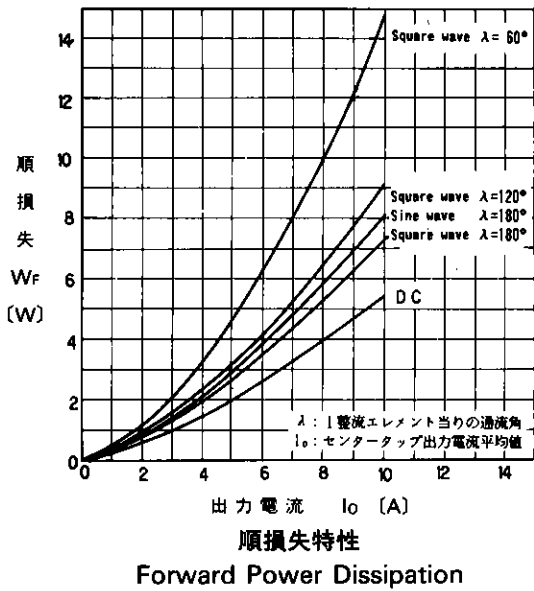
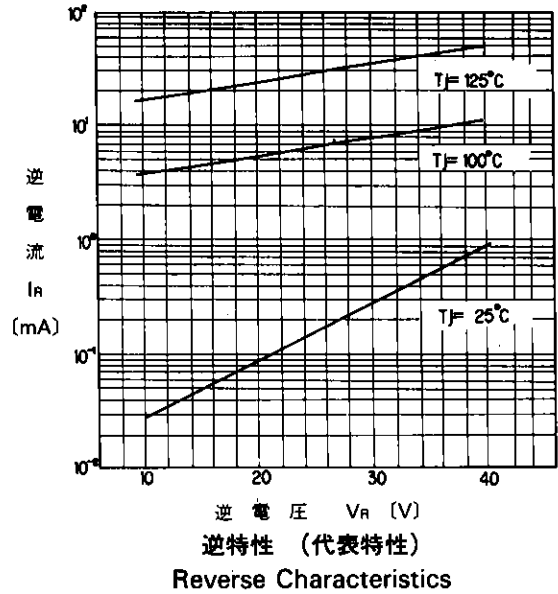
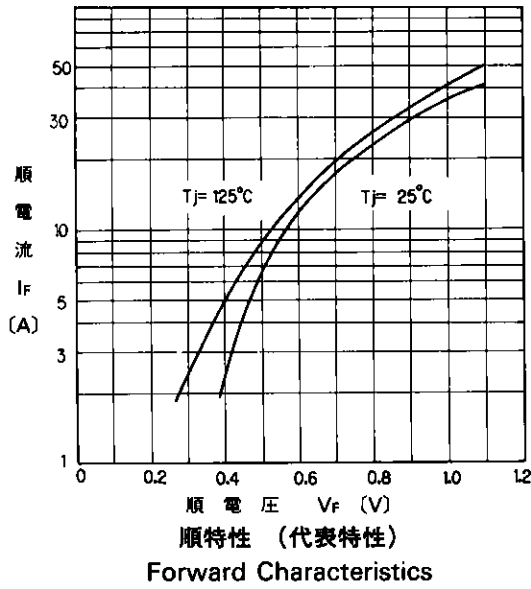
■電極接続

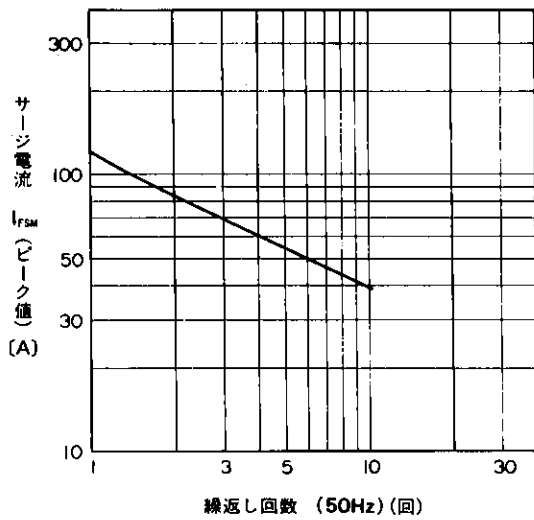
Connection Diagram



■特性曲線：Characteristics

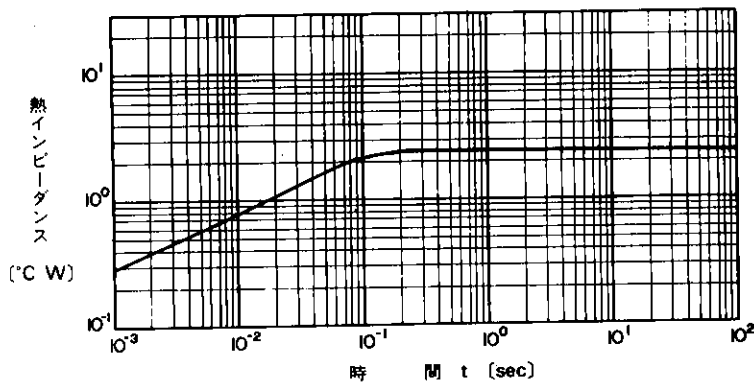
A





繰返し回数 (50Hz) (回)

サージ電流耐量
Surge Capability



過渡熱インピーダンス
Transient Thermal Impedance

For more information, contact:

Collmer Semiconductor, Inc.

P.O. Box 702708

Dallas, TX 75370

972-733-1700

972-381-9991 Fax

<http://www.collmer.com>