

# EDFA Gain Block for DWDM Applications

## Key Features

- Operating wavelength window:  
1543-1558 nm
- Gain flatness  $< \pm 0.5\text{dB}$
- Low noise figure, typ.  $< 5.5\text{ dB}$
- +13 dBm output power
- Input and output monitor diodes
- Operation temperature range:  
 $-5\text{ }^{\circ}\text{C}$  to  $70\text{ }^{\circ}\text{C}$
- Multisourced footprint
- Small size (120x80x15 mm)

## Applications

- Booster amplifier in single-channel or DWDM networks



## Description

The DWDM gain block is intended to be used as a booster amplifier in WDM/DWDM networks. The gain block has input and output power monitoring. The input and output ports have isolators to attenuate spurious reflections in the system.

External electronic circuitry is needed for biasing the pump laser and for controlling the pump laser temperature. Heat sink is provided via the bottom surface.

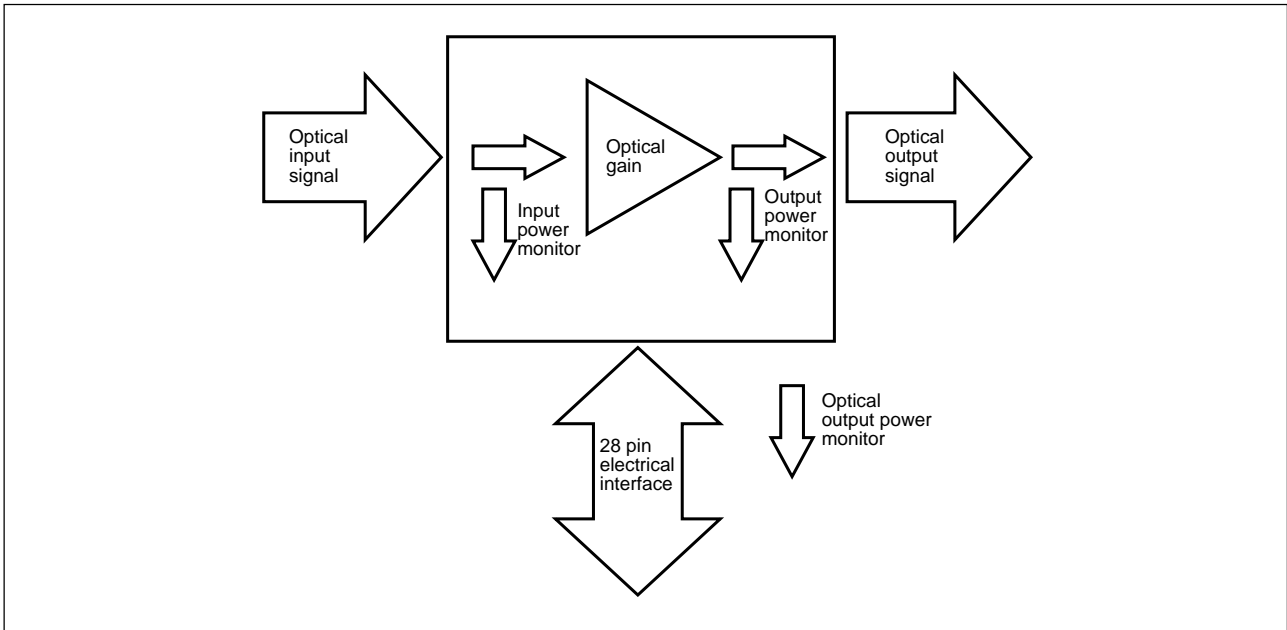


Figure 1. Block diagram

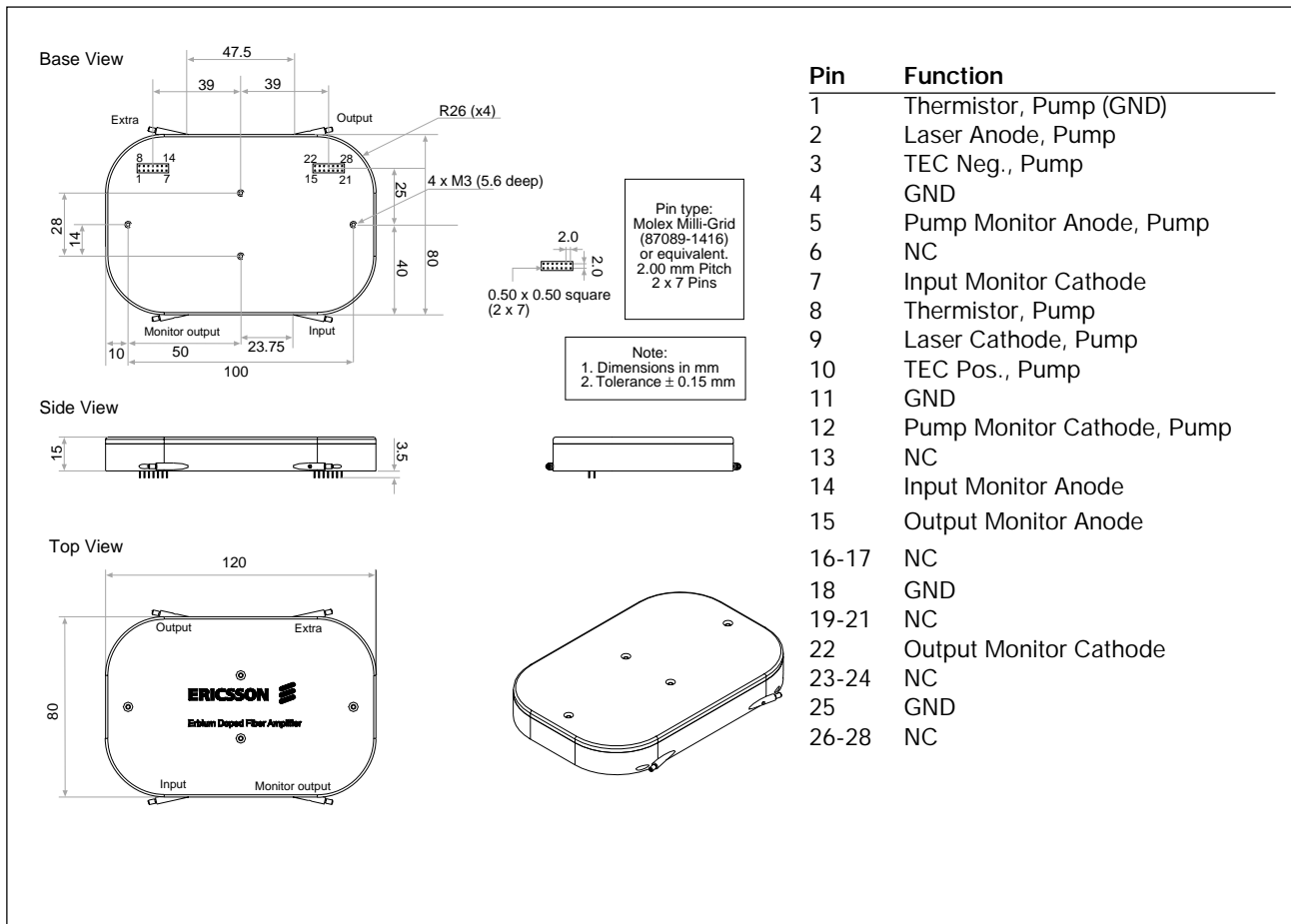


Figure 2. Mechanical Outline Drawing and Pin Connection

## Optical Characteristics

Electrical and optical characteristics over recommended operating conditions, unless otherwise noted.

Parameter	Conditions	Symbol	Min	Typ	Max	Unit
Operating Wavelength		$\lambda_L$	1543		1559	nm
Measurement Wavelength		$\lambda_M$		1550		nm
Input Power		$P_{IL}$			1.0	dBm
Output Power	@ $P_{IL} = -6.5$ dBm and @ $\lambda_L$	$P_{O1}$	13			dBm
Output Power	@ $P_{IL} = -12.5$ dBm and @ $\lambda_L$	$P_{O2}$	12			dBm
Input/Output Return Loss	With EDFA not activated @ $\lambda_L$	IRL/ORL	40			dB
Noise Figure	Over $P_{IL}$ and $\lambda_L$	NF			6.0	dB
Gain Flatness	Over $\lambda_L$ for $G(\lambda_M) = 21.0$ dB	$G_{FLAT}$	-0.5		0.5	dB

## Electrical Characteristics

Parameter	Conditions	Symbol	Min	Typ	Max	Unit
Operating Current		$I_{DRIVE}$			270	mA
Operating Voltage		V <sub>F</sub>			2.4	V
Power Dissipation		$P_E$			3.5	W
Thermistor Resistance	@ 25 °C	$R_{TH}$	9.5	10	10.5	k $\Omega$
TEC Current	@ $\Delta T = 50$ K	$I_{TEC}$			1.1	A
TEC Voltage	@ $\Delta T = 50$ K	$V_{TEC}$			2.6	V

## Recommended Operating Conditions

Parameter	Symbol	Min	Typ	Max	Unit
Operating Case Temperature	$T_{Case}$	-5		70	°C

## Absolute Maximum Ratings

Parameter	Symbol	Min	Max	Unit
Storage Temperature	$T_{stg}$	-40	75	°C
Drive Current	$I_{LD\_MAX}$		300	mA

**CAUTION:** Stresses outside those listed in "Absolute Maximum Ratings" may cause permanent damage to the device. This is a stress only rating and operation of the device at these or any other conditions above those indicated in the operational sections of this specification is not implied.

## Handling Precautions

This device may be damaged as a result of electrostatic discharge (ESD). Take proper precautions during both handling and testing. This typically includes grounded wrist wraps, workbenches and floor mats in ESD controlled areas. Semiconductor devices may be damaged by current surges, use appropriate transient protection.

## Quality Assurance

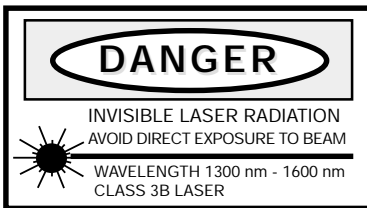
Ericsson Microelectronics commitment to quality has been proven through a decade of semiconductor device production and has been confirmed to ISO 9001. Opto product qualification is made according to the intention of applicable Telcordia standards.

## Connector Options

FC/PC

SC

(Other connectors available on request)



Information given in this data sheet is believed to be accurate and reliable. However no responsibility is assumed for the consequences of its use nor for any infringement of patents or other rights of third parties which may result from its use. No license is granted by implication or otherwise under any patent or patent rights of Ericsson Microelectronics. These products are sold only according to Ericsson Microelectronics' general conditions of sale, unless otherwise confirmed in writing.

Product specifications subject to change without notice.

### Ericsson Microelectronics AB

SE-164 81 Kista, Sweden

Telephone: +46 8 757 50 00

[www.ericsson.com/microelectronics](http://www.ericsson.com/microelectronics)

For local sales contacts, please refer to our website  
or call: Int + 46 8 757 47 00, Fax: +46 8 757 47 76

1522-PGE 608 17 Rev. C

© Ericsson Microelectronics AB, February 2000