

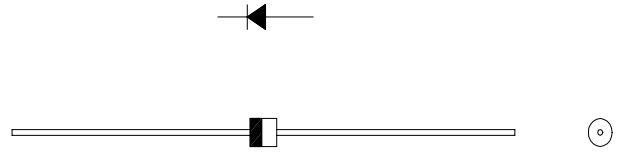
# DIODE Type : 10EDA40

1A 400V Tj =150 °C

OUTLINE DRAWING

## FEATURES

- \* Miniature Size
- \* Low Forward Voltage drop
- \* Low Reverse Leakage Current
- \* High Surge Capability
- \* 26mm and 52mm Inside Tape Spacing Package Available



## Maximum Ratings

Approx Net Weight:0.17g

Rating	Symbol	10EDA40			Unit
Repetitive Peak Reverse Voltage	$V_{RRM}$	400			V
Average Rectified Output Current	$I_O$	50Hz Half Sine Wave Resistive Load	Ta=39°C *1	1.0	A
			Ta=26°C *2	0.9	
RMS Forward Current	$I_{F(RMS)}$	1.57			A
Surge Forward Current	$I_{FSM}$	50Hz Half Sine Wave,1cycle, Non-repetitive		45	A
Operating Junction Temperature Range	$T_{jw}$	- 40 to + 150			°C
Storage Temperature Range	$T_{stg}$	- 40 to + 150			°C

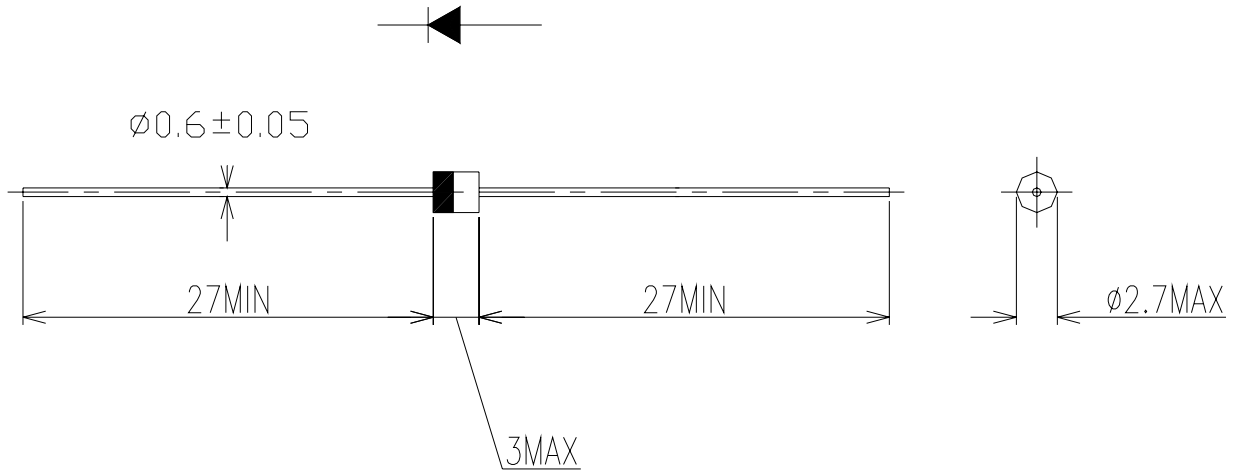
## Electrical • Thermal Characteristics

Characteristics	Symbol	Conditions	Min.	Typ.	Max.	Unit
Peak Reverse Current	$I_{RM}$	Tj= 25°C, $V_{RM}= V_{RRM}$	-	-	10	μA
Peak Forward Voltage	$V_{FM}$	Tj= 25°C, $I_{FM}= 1.0A$	-	-	1.0	V
Thermal Resistance	Rth(j-a)	Junction to P.C. Board mounted*1	-	-	110	°C/W
		Ambient Without Fin *2	-	-	140	

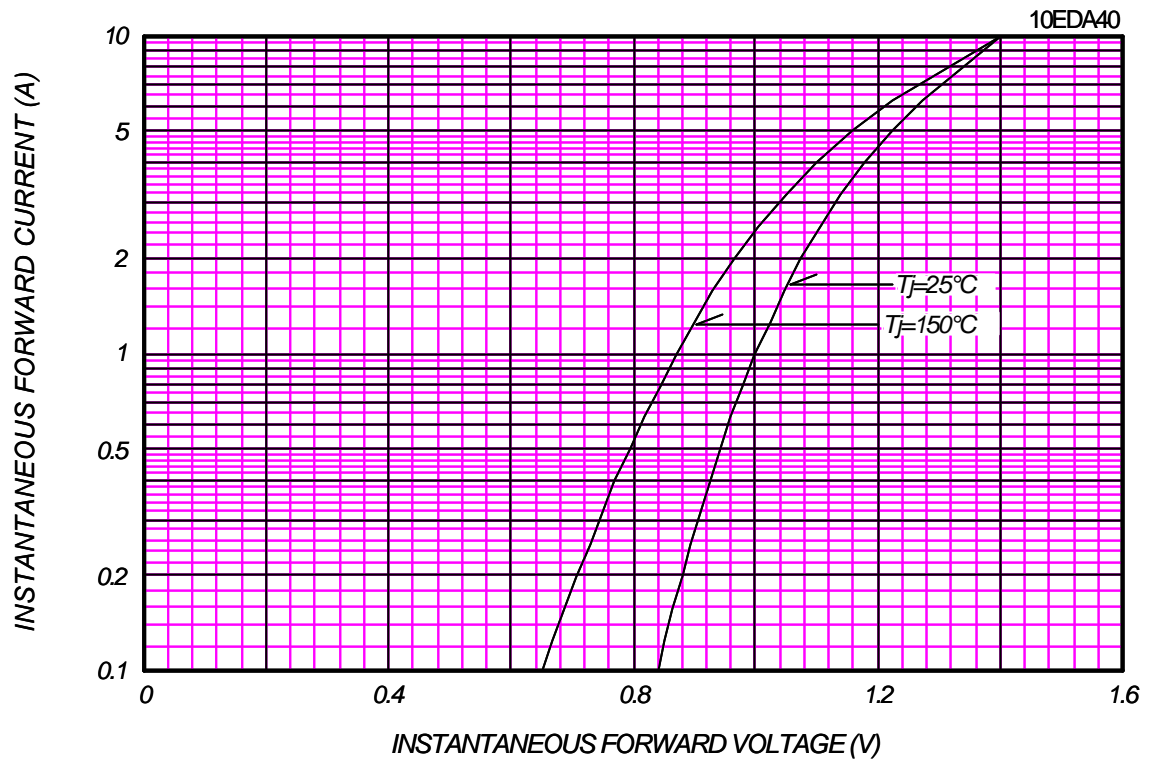
\*1: P.C. Board mounted (L=3mm, Print Land=5 x 5mm, Both Sides)

\*2: Without Fin or P.C. Board mounted

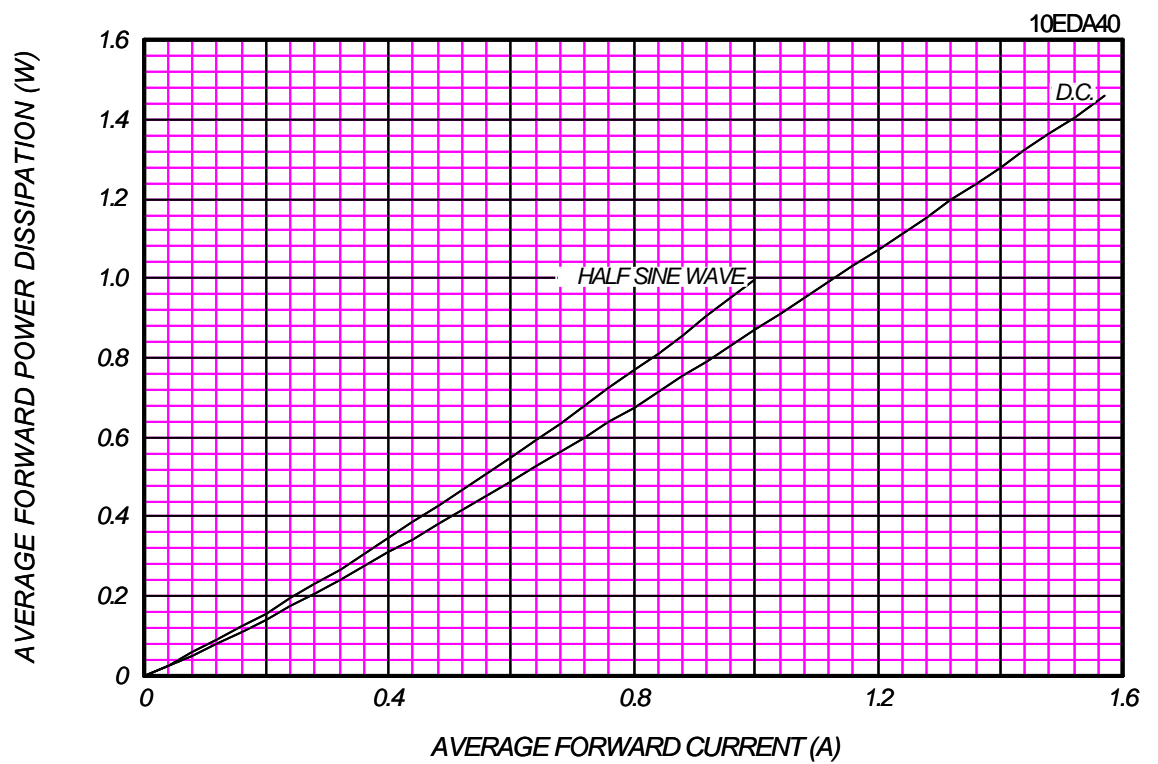
10EDA OUTLINE DRAWING (Dimensions in mm)



### FORWARD CURRENT VS. VOLTAGE



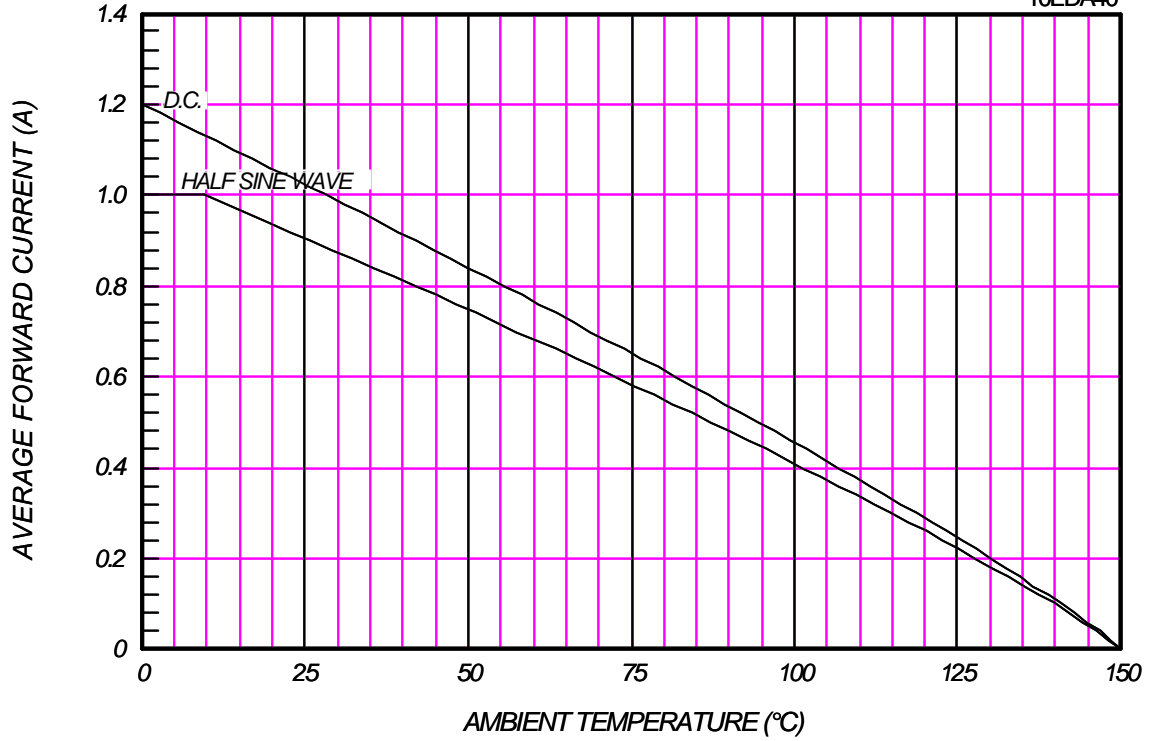
### AVERAGE FORWARD POWER DISSIPATION



### AVERAGE FORWARD CURRENT VS. AMBIENT TEMPERATURE

Without Fin or P.C. Board

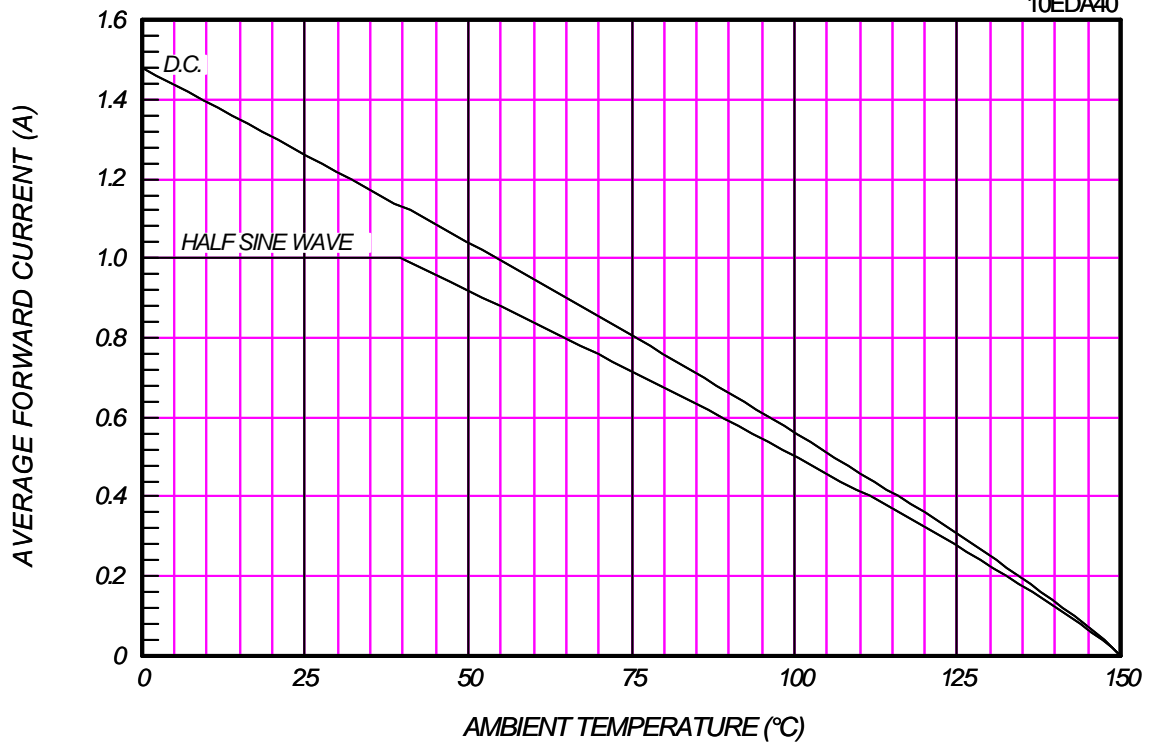
10EDA40



### AVERAGE FORWARD CURRENT VS. AMBIENT TEMPERATURE

P.C. Board mounted (L=3mm,Print Land=5x5mm,Both Sides))

10EDA40



# SURGE CURRENT RATINGS

f=50Hz, Half Sine Wave, Non-Repetitive, No Load

10EDA40

