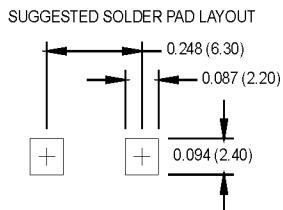
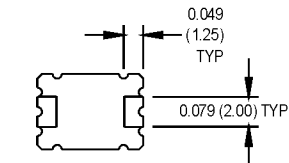
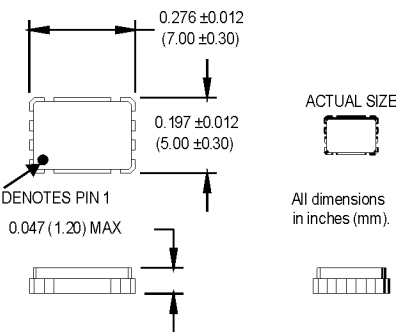



# PMX Surface Mount Crystals

## 5.0 x 7.0 x 1.2 mm



### Ordering Information

	PMX	1	J	J	XX	00.000 MHz
Product Series						
Temperature Range						
1: 0°C to +70°C	2: -40°C to +85°C					
3: -10°C to 60°C	6: -20°C to +70°C					
Tolerance						
G: ±20 ppm*	J: ±30 ppm					
M: ±50 ppm	P: ±100 ppm					
Stability						
G: ±20 ppm	J: ±30 ppm					
M: ±50 ppm	P: ±100 ppm					
Load Capacitance						
Blank: 18 pF (std)						
S: Series Resonant						
XX: Customer Specified 10 pF to 32 pF						
Frequency (Customer Specified)						

\*±20 ppm stability available over -10°C to +60°C operating temperature only

### Electrical Specifications

PARAMETERS	VALUE
Frequency Range*	9.800 to 100.000 MHz
Tolerance @ +25°C	See Table Above
Stability	See Table Above
Aging	±5 ppm/yr. Max.
Shunt Capacitance	7 pF Max.
Load Capacitance	18 pF Std.
Standard Operating Conditions	0°C to +70°C
Equivalent Series Resistance (ESR), Max.	
Fundamental (AT-cut)	
9.800 to 12.000 MHz	80 Ω
12.000 to 40.000 MHz	50 Ω
Third Overtones (AT-cut)	
40.000 to 100.000 MHz	80 Ω
Drive Level	100 μW Max.
Mechanical Shock	MIL-STD-202, Method 213, C
Vibration	MIL-STD-202, Method 201 & 204
Solder Conditions <sup>1</sup>	240°C for 10 seconds max.
Thermal Cycle	MIL-STD-883, Method 1010, B

\* Because this product is based on AT-strip technology, not all frequencies in the range stated are available. Contact the factory for availability of specific frequencies.

<sup>1</sup> See soldering conditions, Figure "2".

MtronPTI reserves the right to make changes to the product(s) and service(s) described herein without notice. No liability is assumed as a result of their use or application.

Please see [www.mtronpti.com](http://www.mtronpti.com) for our complete offering and detailed datasheets. Contact us for your application specific requirements: MtronPTI 1-800-762-8800.

Revision: 6-7-06