

JQX-102F

MINIATURE HIGH POWER RELAY




File No.:E134517



File No.:R9933807



File No.:CQC02001001955



Features

- * 4.5KV dielectric coil to contact
- * Heavy load up to 5000VA
- * Ideal for motor switching
- * Withstand inrush current of 80 A

CONTACT DATA

Contact Arrangement	1A
Initial Contact Resistance	30mΩ (at 1A 24VDC)
Contact Material	Silver Alloy
Contact Rating	Rated Load: 20A Inrush: 80A, 0.3s (cosφ=0.7) Break: 20A (cosφ=0.9)
Max. switching voltage	250VAC
Max. switching current	Rated Load: 20A Motor Load: 80A
Max. switching power	5000VA
Mechanical life	2 x 10 ⁶ ops
Electrical life	1 x 10 ⁶ ops

CHARACTERISTICS

Initial Insulation Resistance	1000MΩ, 500VDC	
Dielectric Strength	Between coil and Contacts	4500VAC 1min.
	Between open contacts	1000VAC 1min.
Operate time (at nomi. Volt.)	Max. 20ms	
Release time (at nomi. Volt.)	Max. 10ms	
Shock Resistance	Functional	196 m/s ²
	Destructive	980 m/s ²
Vibration Resistance	DA: 1.5mm, 10 to 55Hz	
Ambient temperature	-25°C to +70°C	
Humidity	85%, +40°C	
Termination	PCB & QC	
Unit weight	Approx. 23g	
Construction	Dust Cover	

COIL

Coil power	DC: 0.9W
------------	----------

COIL DATA

Nominal Voltage VDC	Pick-up Voltage VDC	Drop-out Voltage VDC	Max. allowable Voltage VDC (at 20°C)	Coil Resistance Ω
5	3.5	0.5	120%	27.8 ± 10%
12	8.4	1.2	120%	160 ± 10%
24	16.8	2.4	120%	640 ± 10%
48	33.6	4.8	120%	2560 ± 10%

SAFETY APPROVAL RATINGS

UL	20A 250VAC 1HP 120VAC 2HP 240VAC
TÜV	20A 250VAC



HONGFA RELAY
ISO9001*ISO/TS16949*ISO14001 CERTIFIED

VERSION: EN02-20040601

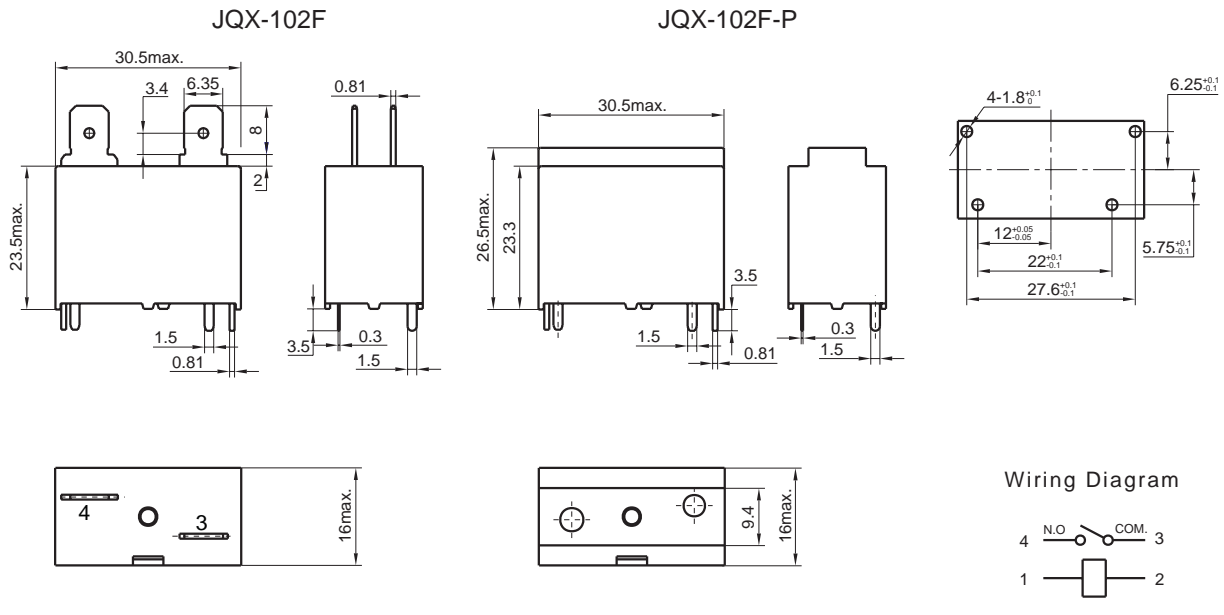
ORDERING INFORMATION

Type	JQX-102F /	P	T	012
Termination	P: PCB Nil: PCB & QC			
Contact material	T: AgSnO ₂ Nil: AgCdO			
Coil voltage	5, 12, 24, 48VDC			

OUTLINE DIMENSIONS, WIRING DIAGRAM AND PC BOARD LAYOUT

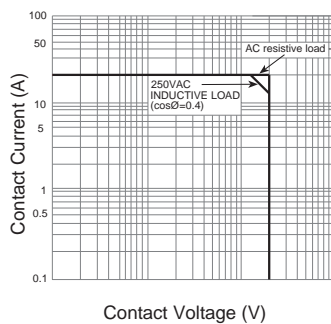
Outline Dimensions

PCB layout



CHARACTERISTICS CURVE

MAXIMUM SWITCHING POWER



LIFE CURVE

