



TSic™-201

Precise, fast response and Low-cost Temperature Sensor IC Analog 0-1 Volt

Product

Accuracy $\pm 0.5^\circ\text{C}$

Analog 0-1 Volt signal output

Measurement range $-50^\circ\text{C}.. +150^\circ\text{C}$

Resolution 0.1°C

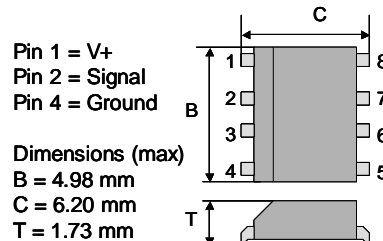
The temperature sensor family TSic™ from IST are fully tested and calibrated sensors to allow absolute measurement accuracy at delivery and eliminates further calibration efforts. The temperature measurement with the TSic™ is very simple, can achieve outstanding accuracy combined with a long term stability.

Advantages

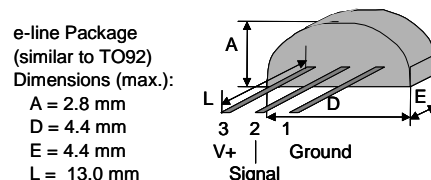
- Different accuracy classes with 100% upward compatibility
- No calibration by customer necessary any more, absolute calibration specified
- Simple to integrate, reducing cost and time for application-development
- Robust and elementary signal transmission requires only one signal line
- Optimum solution for temperature control, thanks to fast data measurement
- Packages for standard SMD, THT or application specific assembly
- Miniaturised solutions with Bare-chip (COB, COF, CSP) or e-line package
- Very fast response time with Bare-chip (COF – Chip on Flex)
- Very small power consumption – ideal for mobile and standard applications
- Field (re-)configuration or (re-)calibration available (option for high volume customers only)
- Outstanding long term stability

Packages

- SOP8 Package (150mil, Standard SMT Technology, SOIC-8) based on IEC 191-2Q: Type 076E35 B



- e-line (small THT package, TO-92 like)



Specification

See next pages "TSic™201 Temperature Sensor Device, Specification"



INNOVATIVE SENSOR TECHNOLOGY



TSic™-201

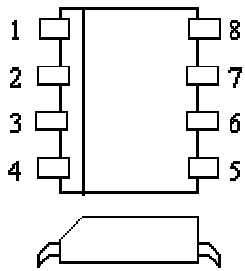
Temperature Sensor IC Specification

Features

- **Analog 0-1 Volt signal output**
- **Accuracy: ±0.5°C over a span of 80°C**
- **Resolution: 0.1°C**
- **Wide range measurement: -50° to +150°C**
- Signal update every 0.1 second (other update frequencies on request)
- Supply Voltage V+ = 3.0V to 5.5V, high accuracy operation in range V+ = 4.5V to 5.5V
- Precision temperature sensor at low cost
- Package: 8-pin SOIC or 3-pin e-line
- Low quiescent current of less than 80µA at 25°C and 3.3V to minimize self-heating and power consumption
- System-on-a-chip based on advanced mixed signal technology incorporating:
 - precision temperature sensing bandgap reference with PTAT output
 - digital signal processor (DSP) core
 - electrically erasable (EE) memory
 - digital serial interface using single wire for signal output

Package Information

- TSic™ 201 SOP8: 150mil, Standard SMT Package, SOIC, Based on IEC 191-2Q: Type 076E35 B



Pin No.	Name	Description
1	V+	supply voltage (3.0-5.5V)
2	Signal	Temperature output signal
4	Gnd	Ground
3, 5-8	TP/NC	Test Pin / NC Do not connect

- Other packages on customer's demand: TSic™ 201 e-line: 3 Pin THT package

Description TSic™ Series

The TSic™ series of temperature sensor ICs were specifically designed as a high-performance, cost-effective solution for temperature sensing in building automation, automotive, industrial, office automation, white goods and low power / mobile applications.

The TSic™ employs high precision bandgap reference with proportional-to-absolute-temperature (PTAT) output; low-power precision ADC; and on-chip DSP core with electrically erasable (EE) memory to precisely calibrate the output temperature signal.

TSic™ series of temperature sensor ICs offers devices with two linear analog signal output options such as standard 0~1V_{out} signal (V+ = 3.0V to 5.5V) or ratiometric (10~90% V+ i.e. 0.5~4.5V_{out} @ V+=5V) or the digital serial output signal to interface with µP controllers.

Output Example of TSic™ devices

		Temperature Measurement Range -50°C to 150°C or -58°F to 302°F (wide range device)		
		TSic-201	TSic-203	TSic-206
Temp (°C)	Temp (°F)	Analog 0~1V	Analog ratiometric 10~90%	Digital
-50 ¹	-58	0.000	10% of V+	0x000
-10	14	0.200	26% of V+	0x199
0	32	0.250	30% of V+	0x200
25	77	0.375	40% of V+	0x2FF
60	140	0.550	54% of V+	0x465
125	257	0.875	80% of V+	0x6FE
150 ²	302	1.000	90% of V+	0x7FF

¹ LT = -50, ² HT = 150 as default values for the temperature calculation set points.

Formula for Temperature Signal [°C]:

- Analog output 0-1V:
 $T = (\text{Sig[Volt]} * (\text{HT} - \text{LT}) + \text{LT}) \text{ [°C]}$
- Ratiometric 10%-90% output:
 $T = ((\text{Sig[V]} / \text{VDD[V]}) - 0.1) / 0.8 * (\text{HT} - \text{LT}) + \text{LT}$
- Digital output:
 $T = (\text{Digital_signal} / 2047 * (\text{HT} - \text{LT}) + \text{LT}) \text{ [°C]}$



INNOVATIVE SENSOR TECHNOLOGY



TEMPERATUR



FEUCHTE



STRÖMUNG

TSic™-201

Temperature Sensor Device Specification

Absolute Maximum Ratings

PARAMETER	MIN	MAX	UNITS
Supply Voltage (V ₊)	-0.3	6.0	V
Voltages at analog I/O – Pins (V _{INA} , V _{OUTA})	-0.3	V _{DDA} +0.3	V
Storage Temperature Range (T _{stor})	-50	150	°C

Operating Conditions

PARAMETER	MIN	TYP	MAX	UNITS
Supply ¹ Voltage to Gnd (V ₊)	3.0	5.0	5.5	V
Supply Current (I _{V+}) ² @ V ₊ = 3.3V, RT			200	μA
Ambient Temperature ³ Range (T _{amb})	-50		150	°C
External Capacitance between V ₊ and Gnd ⁴ (C _{V+})	80	100	470	nF
Output Load Resistance between signal and Gnd (or V ₊)	47	100		kΩ

¹Best accuracy with supply voltage 4.5V – 5.5V. With supply voltage 3.5V – 4.5V accuracy reduced.

² Without load; typ. with load: I_{V+} = 95+375/R_{load} [μA]

³Output signal is limited to this ambient temperature ±3°C (with regard to calibration, offset and gain)

⁴Recommended as close to TSic V₊ and Gnd-Pins as possible.

Temperature Accuracies⁵

PARAMETER	MIN	TYP	MAX	UNITS
<i>Wide Range Device for -50° to 150°C</i>				
T1: +10 to 90 °C	-0.5	±0.3	0.5	°C
T2: -20 to 110 °C	-0.5	+0.4	0.95	°C
T3: -50 to 150 °C	-0.5	+0.9	2.0	°C

⁵ Accuracy = specification plus quantization error of 1 bit (0.1°C). This device gets calibrated at 5V. For applications where best accuracy at 3V is requested: ask for a customer specific 3V calibrated device. Accuracy for supply voltage within V₊ = 4.5V to 5.5V, 2σ value.

Other TSic products with customer specific calibration available on request: i.e. with special calibration where the 80°C span (bandgap) with the high precision temperature range of ±0.3 °C is shifted to another (lower or higher) temperature range.

Temperature range limits T1, T2: ±0.1°C; T3: ±3°C



INNOVATIVE SENSOR TECHNOLOGY

