

NON-ISOLATED DC/DC CONVERTERS


12V Input / 0.9V – 5.0V Output / 5A



BP03x7AH-05A

S7AH-05A / V7AH-05A Series

- Nonisolated
- Compact, low profile surface mount package
- Fixed frequency
- High efficiency means less power dissipation
- Excellent thermal performance
- Optimized for cost
- Remote on/off
- Undervoltage lockout (UVLO)
- Over current and short circuit protection



Description

The Bel S7AH-05A and V7AH-05A modules are a series of non-isolated, step down DC/DC power converters that operate from a nominal 12V source. These converters are available in a range of output voltages from 0.9V to 5.0V. They are packaged in a compact, overmolded package rated at 5A. Optional lead forming provides a vertical mount product for minimal footprint or a surface mount option for a very low profile. Standard features include remote on/off, over current and short circuit protection, output voltage adjust and industrial temperature ranges (-40° to +85° C). The output is closely regulated and the efficiency is typically 91.5% at full load. These products may be used almost anywhere low voltage silicon is employed and a 12V source is available. Typical applications include file servers, routers, line cards and other computing and communications equipment.

Applications

- Distributed power architectures
- Data networking equipment
- Telecommunications
- Computers and peripherals

Part Number Selection

Output Voltage	Input Voltage	Max. Output Current	Max. Output Power	Typical Efficiency	Part Number Surface Mount	Part Number Vertical Mount
5.0V	12V	5A	25W	91.5%	S7AH-05A500	V7AH-05A500
5.0V	12V	5A	25W	91.5%	S7AH-05A50F*	V7AH-05A50F*
3.3V	12V	5A	16.5W	88%	S7AH-05A330	V7AH-05A330
2.5V	12V	5A	12.5W	86%	S7AH-05A250	V7AH-05A250
1.8V	12V	5A	9.0W	83%	S7AH-05A180	V7AH-05A180
1.5V	12V	5A	7.5W	81%	S7AH-05A150	V7AH-05A150
1.2V	12V	5A	6.0W	78%	S7AH-05A120	V7AH-05A120
1.0V	12V	5A	5.0W	76%	S7AH-05A100	V7AH-05A100
0.9V	12V	5A	4.5W	73%	S7AH-05A090	V7AH-05A090
0.9 ~ 3.63V	12V	5A	18.2W	88%	S7AH-05A1A0	V7AH-05A1A0
0.9 ~ 3.63V	12V	5A	18.2W	88%	S7AH-05A1AF*	V7AH-05A1AF*

* F indicates fast start up.

©2004 Bel Fuse Inc. Specifications subject to change without notice. 03.04

BP03x7AH-05A

Absolute Maximum Ratings

Parameter	Symbol	Min	Typical	Max	Unit
Continuous Input Voltage	Vin	-0.3		15	V
Output Enable Terminal Voltage	Vouten	-0.3		15	V
Ambient Temperature	Tamb	-40		85	°C
Storage Temperature	Tstor	-40		125	°C

Note: Use beyond the maximum ratings may cause a reliability degradation of the DC/DC converter or may permanently damage the device.

Input Specifications

Parameter	Module	Symbol	Min	Typical	Max	Units
Operating Input Voltage	All	Vin	10.8		13.2	V
Input Current	5.0V 3.3V 2.5V 1.8V 1.5V 1.2V 1.0V 0.9V	Iin			2.8 2.0 1.5 1.2 1.0 0.8 0.7 0.65	A
No Load Input Current	All				50	mA
Remote Off Input Current	All			3	10	mA
Input Reflected Ripple Current ¹	All			50		mA _{rms}
Input Reflected Ripple Current (P-P) ¹	All			150		mApk
I ² t Inrush Current Transient	All			0.006	0.012	A ² s
Turn On Voltage Threshold	All			9.8		V
Turn Off Voltage Threshold	All		8.5	9.0	9.6	V

Note: Input capacitance one 270µF/16V, ESR = 0.018 Ω max at 100kHz @ 25° C.

1. With simulated source impedance of 500nH, 5Hz to 20MHz.

NON-ISOLATED DC/DC CONVERTERS

12V Input / 0.9V – 5.0V Output / 5A



BP03x7AH-05A

Output Specifications

Parameter	Module	Symbol	Min	Typical	Max	Units
Output Voltage Set Point ¹	5.0V	Vout	4.9	5	5.1	V
	3.3V		3.247	3.3	3.353	
	2.5V		2.460	2.5	2.540	
	1.8V		1.771	1.8	1.829	
	1.5V		1.476	1.5	1.524	
	1.2V		1.181	1.2	1.219	
	1.0V		0.984	1.0	1.016	
	0.9V		0.886	0.9	0.914	
Load Regulation	5.0V			15	30	mV
	3.3V			8	20	
	2.5V			8	20	
	1.8V			5	15	
	1.5V			5	15	
	1.2V			5	15	
	1.0V			5	15	
	0.9V			4	15	
Line Regulation	5.0V			3	10	mV
	3.3V			3	10	
	2.5V			3	10	
	1.8V			2	10	
	1.5V			2	10	
	1.2V			2	10	
	1.0V			1	10	
	0.9V			1	10	
Regulation Over Temperature (-40° to 85° C)	5.0V			40	70	mV
	3.3V			40	70	
	2.5V			35	70	
	1.8V			20	40	
	1.5V			15	30	
	1.2V			10	20	
	1.0V			6	12	
	0.9V			5	10	
Total Output Voltage Regulation (-40° to 85° C)	5.0V			58	110	mV
	3.3V			51	100	
	2.5V			46	100	
	1.8V			27	65	
	1.5V			22	45	
	1.2V			17	45	
	1.0V			12	37	
	0.9V			10	35	

Note: All specifications are typical at nominal input, full load at 25° C unless otherwise stated.

1. Vin = 12V, Iout = full load, Ta = 25° C.

BP03x7AH-05A

Output Specifications

Parameter	Module	Symbol	Min	Typical	Max	Units
Output Ripple and Noise ²	5.0V			70	100	mVp-p
	3.3V			70	100	
	2.5V			60	100	
	1.8V			50	100	
	1.5V			50	80	
	1.2V			40	80	
	1.0V			30	60	
	0.9V			30	60	
Output Ripple and Noise ²	5.0V			30	60	mVrms
	3.3V			30	60	
	2.5V			30	60	
	1.8V			20	40	
	1.5V			20	40	
	1.2V			15	30	
	1.0V			15	30	
	0.9V			10	20	
Output Current Range	All	I _{out}	0		5	A
Output DC Current Limit	All	I _{outlim}	6		12.5	A
Short Circuit Surge	5.0V	I _{outsurge}		0.9	1.8	A ² s
	3.3V			0.60	1.2	
	2.5V			0.70	1.4	
	1.8V			0.85	1.7	
	1.5V			0.85	1.7	
	1.2V			1.05	2.1	
	1.0V			1.1	2.2	
	0.9V			1.1	2.2	
Turn on Time	5.0V	T _{on}		180	250	ms
	3.3V			130	200	
	2.5V			130	200	
	1.8V			130	200	
	1.5V			130	200	
	1.2V			130	200	
	1.0V			130	200	
	0.9V			130	200	
	0.9V			130	200	
	0.9V			130	200	
Turn on Time ³	0.9V - 5.0V	T _{on}		10	20	ms
Overshoot at Turn On	All			0	3	%
Overshoot at Turn On ³	1.2 - 5.0V			0	3	%
	0.9V - 1.0V			3	10	
Output Capacitance	All	C _{out}	0		2200	μF

Note: All specifications are typical at nominal input, full load at 25° C unless otherwise stated.

2. 0 - 20MHz, 22μF/6.3V X5R ceramic cap on output (10μF/10V X5R ceramic cap for 5.0V module).

3. For fast start up modules.

NON-ISOLATED DC/DC CONVERTERS

12V Input / 0.9V – 5.0V Output / 5A



BP03x7AH-05A

Output Specifications

Parameter	Module	Symbol	Min	Typical	Max	Units
Transient Response ³						
ΔV 50% to 100% of Max Load	5.0V			100	150	mV
Settling Time		Ts		60	100	μs
ΔV 100% to 50% of Max Load				100	150	mV
Settling Time		Ts		60	100	μs
Transient Response ³						
ΔV 50% to 100% of Max Load	3.3V			100	150	mV
Settling Time		Ts		50	80	μs
ΔV 100% to 50% of Max Load				100	150	mV
Settling Time		Ts		50	80	μs
Transient Response ³						
ΔV 50% to 100% of Max Load	2.5V			100	150	mV
Settling Time		Ts		50	80	μs
ΔV 100% to 50% of Max Load				100	150	mV
Settling Time		Ts		50	80	μs
Transient Response ³						
ΔV 50% to 100% of Max Load	1.8V			100	150	mV
Settling Time		Ts		50	80	μs
ΔV 100% to 50% of Max Load				100	150	mV
Settling Time		Ts		50	80	μs

Note: All specifications are typical at nominal input, full load at 25° C unless otherwise stated.
 3. di/dt = 0.5A/ μs , Ta = 25° C. 0.9V ~ 3.3V modules with 220 μF /6.3V Tant cap (5.0V module with 100 μF /10V tant cap).

BP03x7AH-05A

Output Specifications

Parameter	Module	Symbol	Min	Typical	Max	Units
Transient Response ³						
ΔV 50% to 100% of Max Load	1.5V			80	120	mV
Settling Time		Ts		50	80	μs
ΔV 100% to 50% of Max Load				80	120	mV
Settling Time		Ts		50	80	μs
Transient Response ³						
ΔV 50% to 100% of Max Load	1.2V			80	120	mV
Settling Time		Ts		50	80	μs
ΔV 100% to 50% of Max Load				80	120	mV
Settling Time		Ts		50	80	μs
Transient Response ³						
ΔV 50% to 100% of Max Load	1.0V			80	120	mV
Settling Time		Ts		50	80	μs
ΔV 100% to 50% of Max Load				80	120	mV
Settling Time		Ts		50	80	μs
Transient Response ³						
ΔV 50% to 100% of Max Load	0.9V			80	120	mV
Settling Time		Ts		50	80	μs
ΔV 100% to 50% of Max Load				80	120	mV
Settling Time		Ts		50	80	μs

Note: All specifications are typical at nominal input, full load at 25° C unless otherwise stated.
 3. di/dt = 0.5A/ μs , Ta = 25° C. 0.9V ~ 3.3V modules with 220 μF /6.3V Tant cap (5.0V module with 100 μF /10V tant cap).

NON-ISOLATED DC/DC CONVERTERS

12V Input / 0.9V – 5.0V Output / 5A



BP03x7AH-05A

General Specifications

Parameter	Module	Symbol	Min	Typical	Max	Units
Efficiency ¹	5.0V	η	89	91		%
	3.3V		86	88		
	2.5V		84	86		
	1.8V		81	83		
	1.5V		79	81		
	1.2V		76	78		
	1.0V		74	76		
	0.9V		71	73		
Switching Frequency	0.9V ~ 3.3V 5.0V	F _{sw}	210 330	250 370	290 410	kHz
Output Voltage Trim Range (Wide Trim) ²	0.9V				403	%
Output Voltage Trim Range (Narrow Trim) ²	5.0V		90		110	%
	3.3V		90		110	
	2.5V		90		110	
	1.8V		90		110	
	1.5V		90		110	
	1.2V		90		110	
	1.0V		90		110	
	0.9V		90		110	
Weight	All			4.9		g

1. Vin=12V, full load and Ta=25° C.
2. See graphs on pages 17-25.

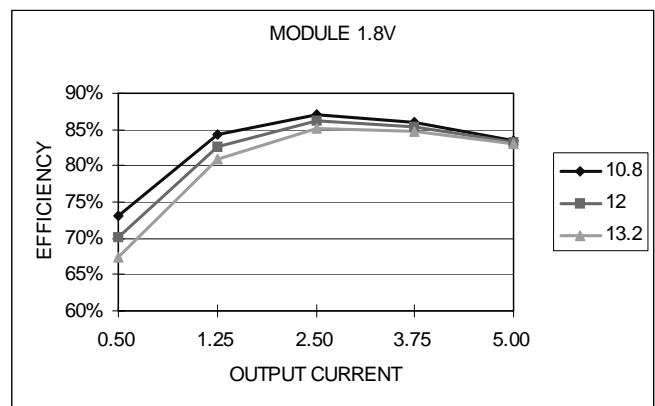
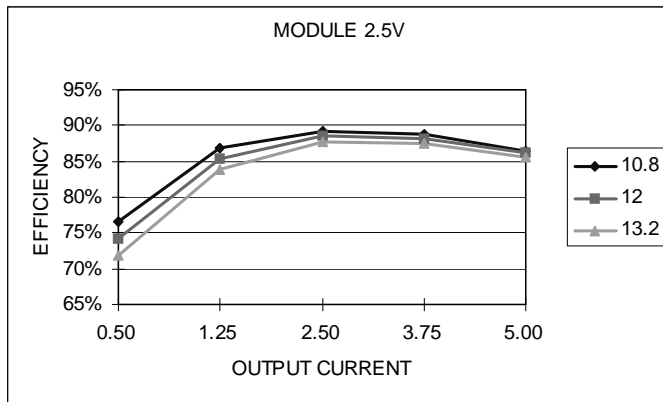
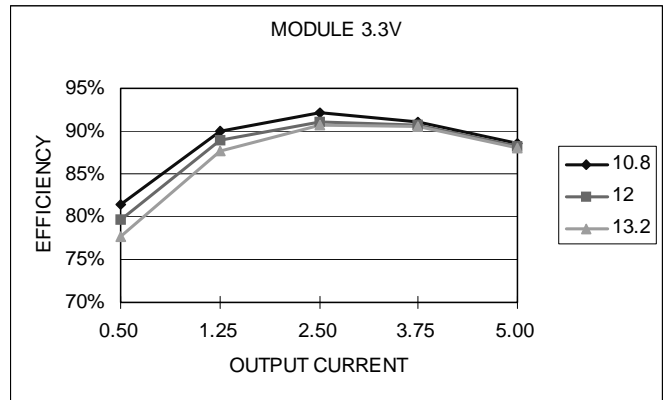
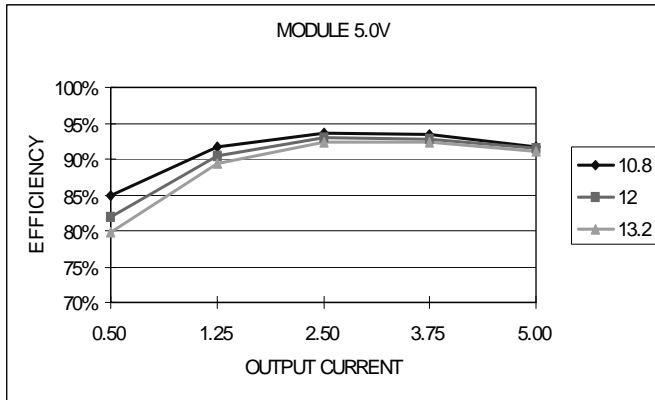
Control Specifications

Parameter	Module	Symbol	Min	Typical	Max	Units
Remote On/Off ³	All	Vouten				V
Signal Low (Unit Off)	All		-0.3		1	V
Signal High (Unit On)	All		2.8		13.2	V

3. With remote on/off pin 1 open, the module is on.

BP03x7AH-05A

Efficiency Data



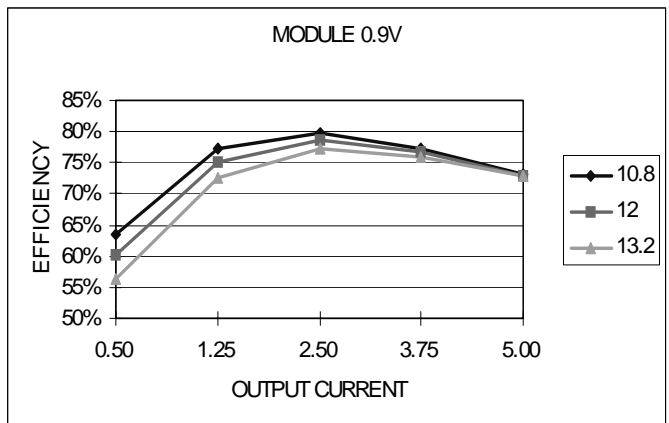
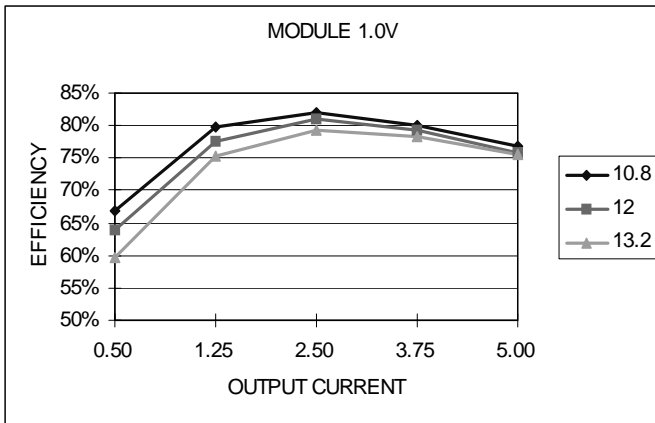
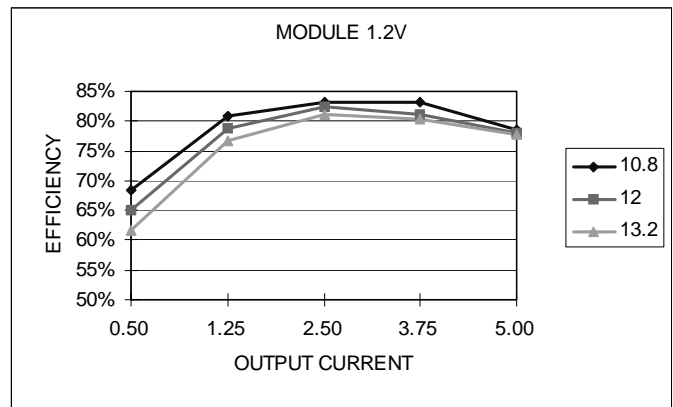
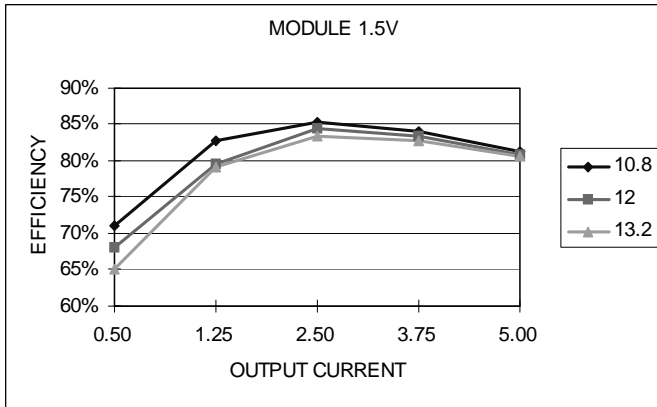
NON-ISOLATED DC/DC CONVERTERS

12V Input / 0.9V – 5.0V Output / 5A



BP03x7AH-05A

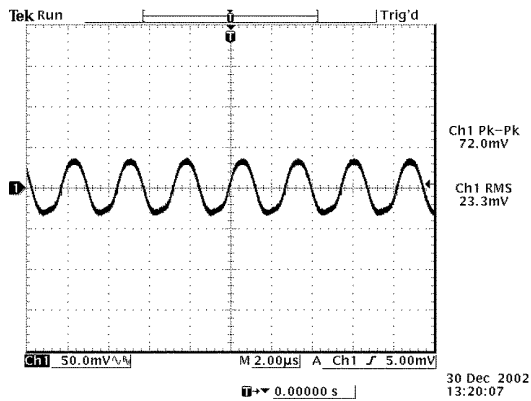
Efficiency Data



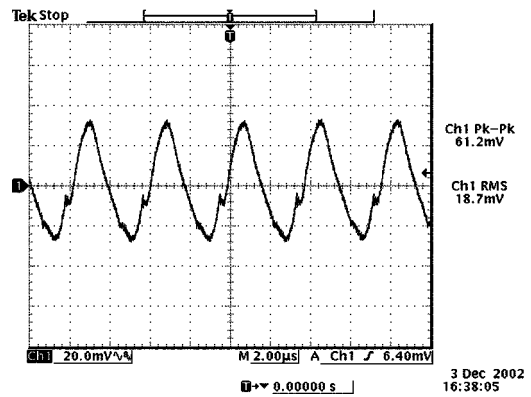
BP03x7AH-05A

Ripple and Noise

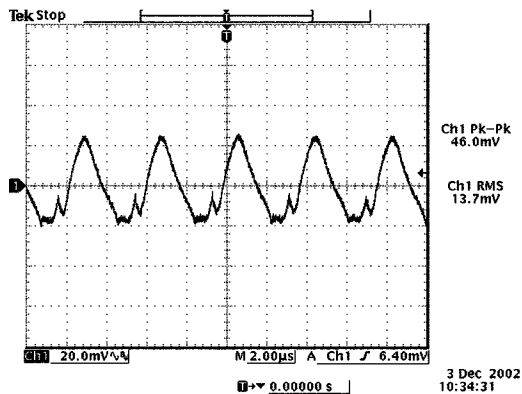
0.9V ~ 3.3V modules with 22 μ F/6.3V X5R ceramic cap at the output.
 5.0V module with 10 μ F/10V X5R ceramic cap at the output.



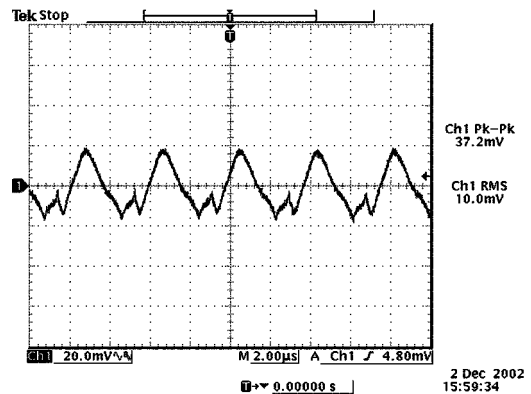
Ripple and noise at full load and 12Vdc input, 5.0Vdc output and Ta=25° C



Ripple and noise at full load and 12Vdc input, 3.3Vdc output and Ta=25° C



Ripple and noise at full load and 12Vdc input, 2.5Vdc output and Ta=25° C



Ripple and noise at full load and 12Vdc input, 1.8Vdc output and Ta=25° C

NON-ISOLATED DC/DC CONVERTERS

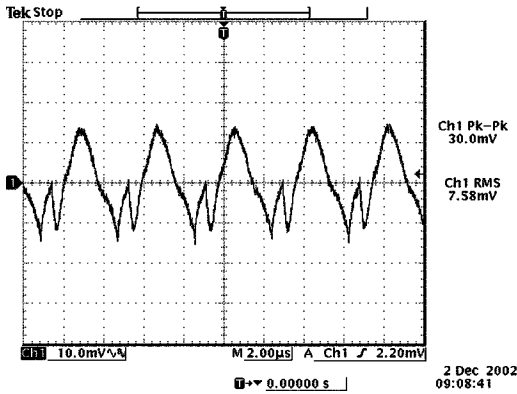
12V Input / 0.9V – 5.0V Output / 5A



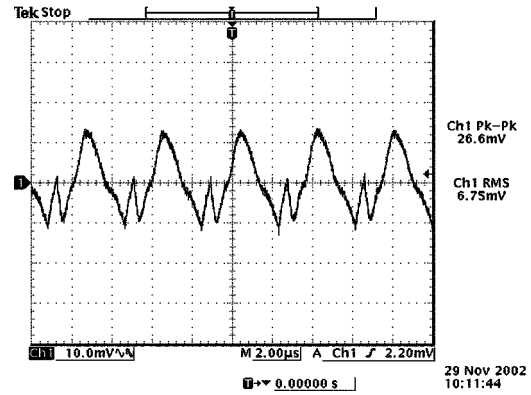
BP03x7AH-05A

Ripple and Noise

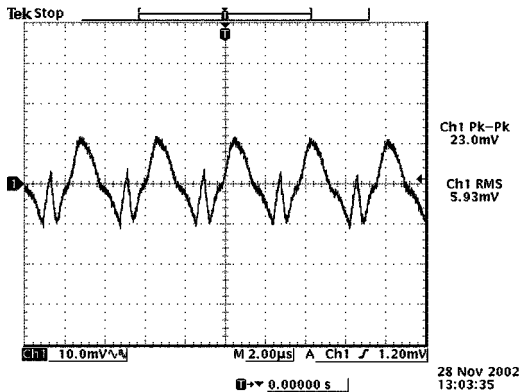
0.9V ~ 3.3V modules with 22 μ F/6.3V X5R ceramic cap at the output.
 5.0V module with 10 μ F/10V X5R ceramic cap at the output.



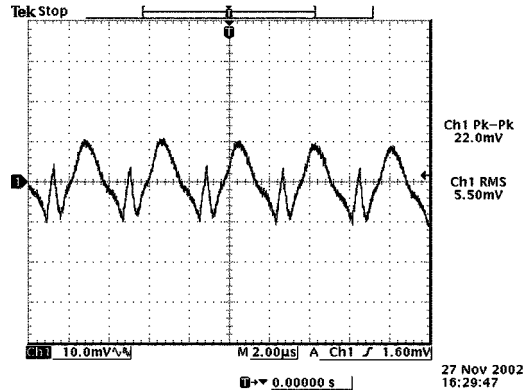
Ripple and noise at full load and 12Vdc input, 1.5Vdc output and Ta=25° C



Ripple and noise at full load and 12Vdc input, 1.2Vdc output and Ta=25° C



Ripple and noise at full load and 12Vdc input, 1.0Vdc output and Ta=25° C

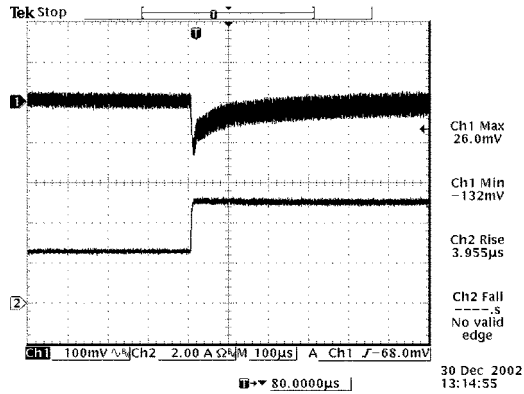


Ripple and noise at full load and 12Vdc input, 0.9Vdc output and Ta=25° C

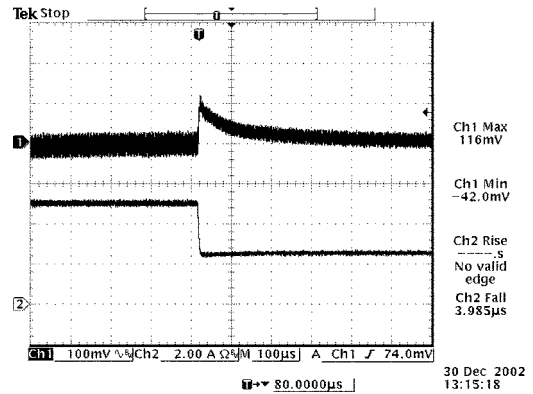
BP03x7AH-05A

Transient Response

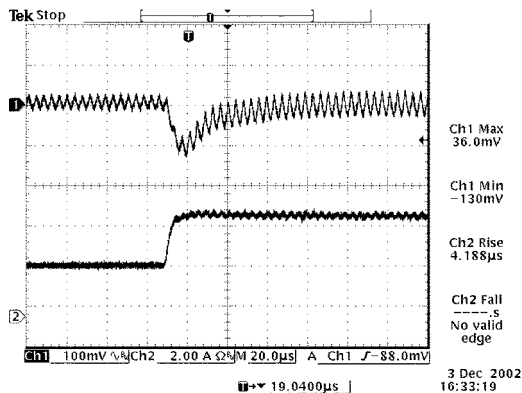
Transient response: $di/dt = 0.5A/\mu S$, 0.9V ~ 3.3V modules with 220 μF /6.3V tant cap, 5.0V module with 100 μF /10V tant cap.



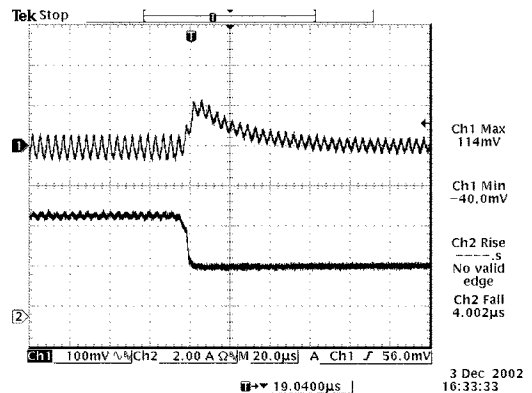
Vout=5.0V
50% to 100% load transients at 12V input and Ta=25° C



Vout=5.0V
100% to 50% load transients at 12V input and Ta=25° C



Vout=3.3V
50% to 100% load transients at 12V input and Ta=25° C



Vout=3.3V
100% to 50% load transients at 12V input and Ta=25° C

NON-ISOLATED DC/DC CONVERTERS

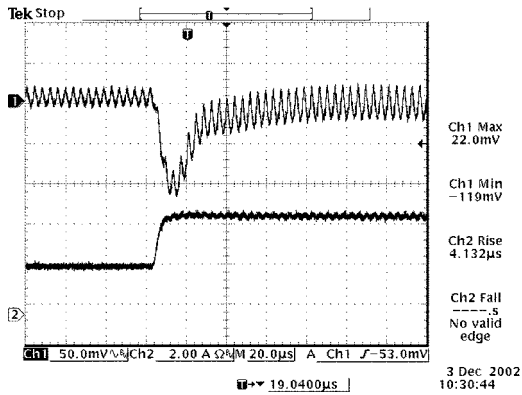
12V Input / 0.9V – 5.0V Output / 5A



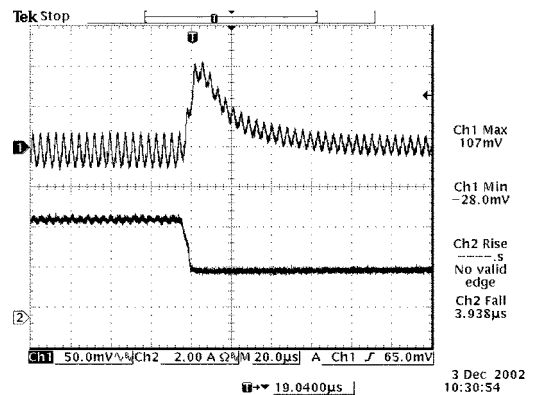
BP03x7AH-05A

Transient Response

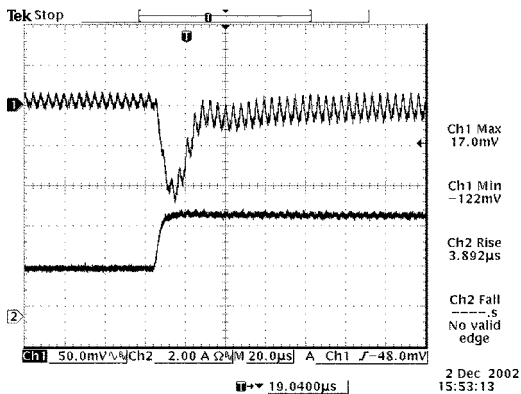
Transient response: $di/dt = 0.5A/\mu S$, 0.9V ~ 3.3V modules with $220\mu F/6.3V$ tant cap, 5.0V module with $100\mu F/10V$ tant cap.



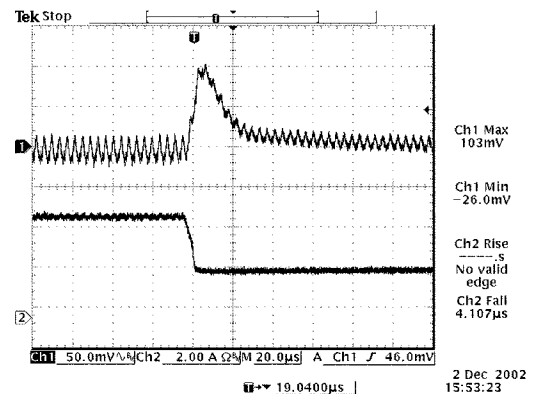
Vout=2.5V
50% to 100% load transients at 12V input and $T_a=25^\circ C$



Vout=2.5V
100% to 50% load transients at 12V input and $T_a=25^\circ C$



Vout=1.8V
50% to 100% load transients at 12V input and $T_a=25^\circ C$

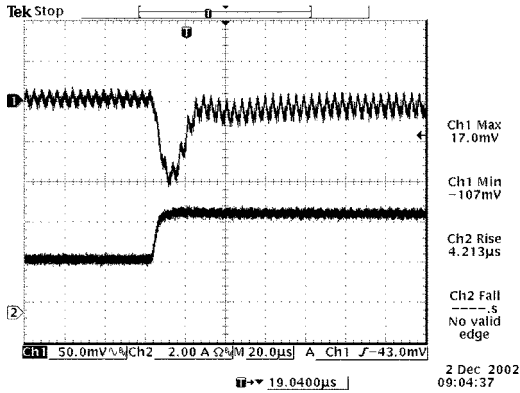


Vout=1.8V
100% to 50% load transients at 12V input and $T_a=25^\circ C$

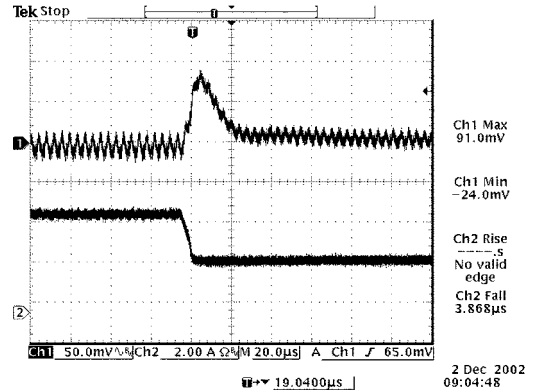
BP03x7AH-05A

Transient Response

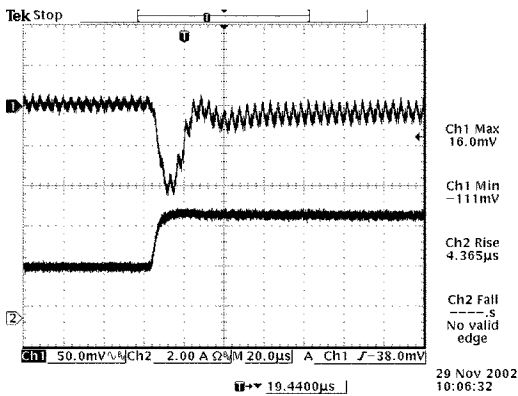
Transient response: $di/dt = 0.5A/\mu S$, 0.9V ~ 3.3V modules with 220 μF /6.3V tant cap, 5.0V module with 100 μF /10V tant cap.



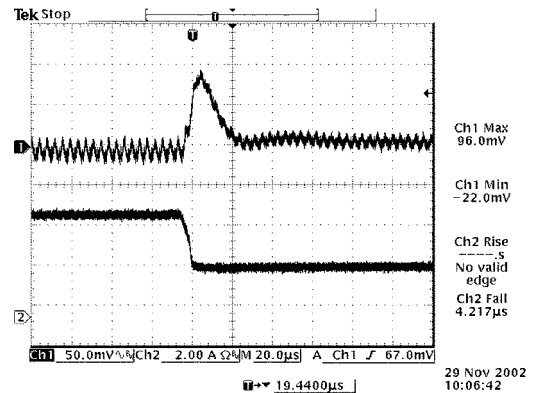
Vout=1.5V
50% to 100% load transients at 12V input and Ta=25° C



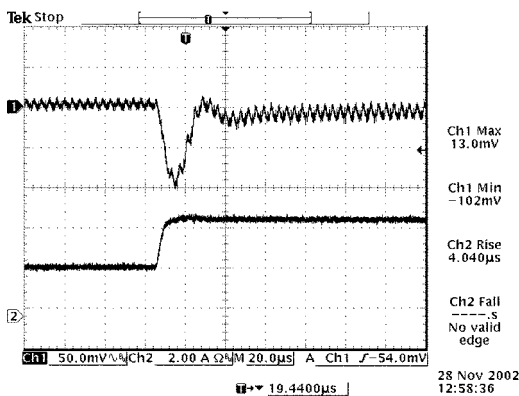
Vout=1.5V
100% to 50% load transients at 12V input and Ta=25° C



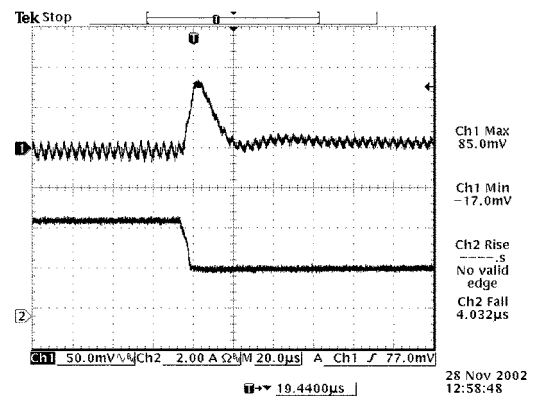
Vout=1.2V
50% to 100% load transients at 12V input and Ta=25° C



Vout=1.2V
100% to 50% load transients at 12V input and Ta=25° C



Vout=1.0V
50% to 100% load transients at 12V input and Ta=25° C



Vout=1.0V
100% to 50% load transients at 12V input and Ta=25° C

NON-ISOLATED DC/DC CONVERTERS

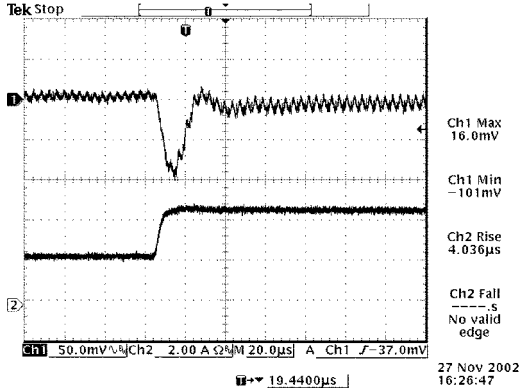
12V Input / 0.9V – 5.0V Output / 5A



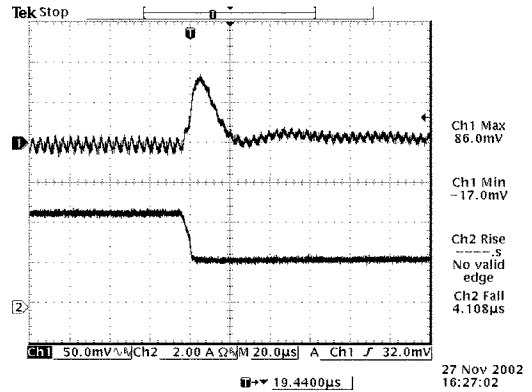
BP03x7AH-05A

Transient Response

Transient response: $di/dt = 0.5A/\mu S$, 0.9V ~ 3.3V modules with 220 μF /6.3V tant cap, 5.0V module with 100 μF /10V tant cap.



Vout=0.9V
50% to 100% load transients at 12V input and Ta=25° C

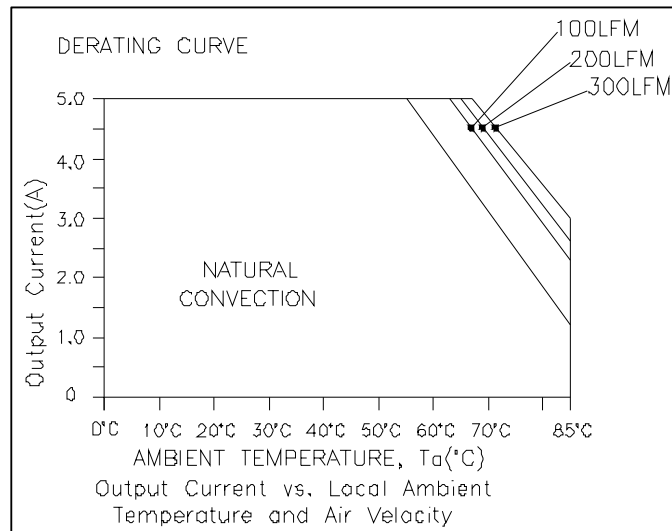


Vout=0.9V
100% to 50% load transients at 12V input and Ta=25° C

Thermal Considerations

Vin = 12V

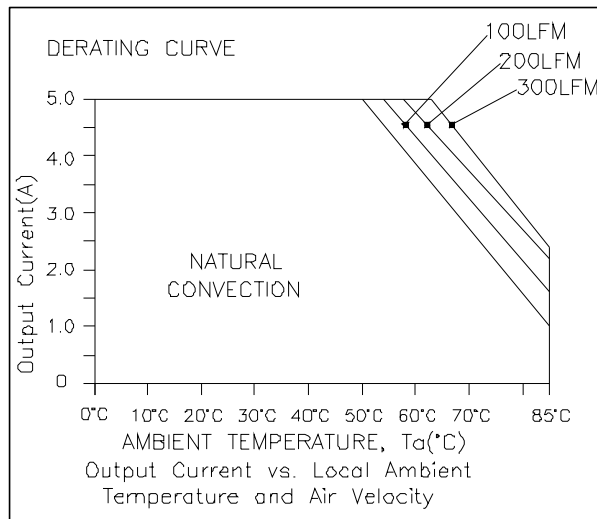
x7AH-05A1A0
0.9 ~ 1.8V



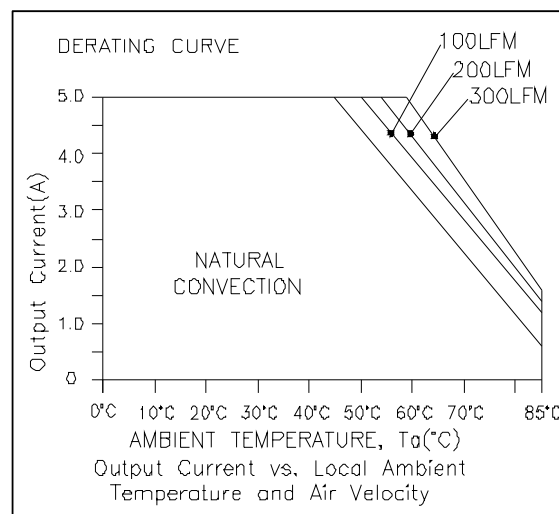
BP03x7AH-05A

Thermal Considerations

x7AH-05A1A0
2.5V ~ 3.3V



x7AH-05A500



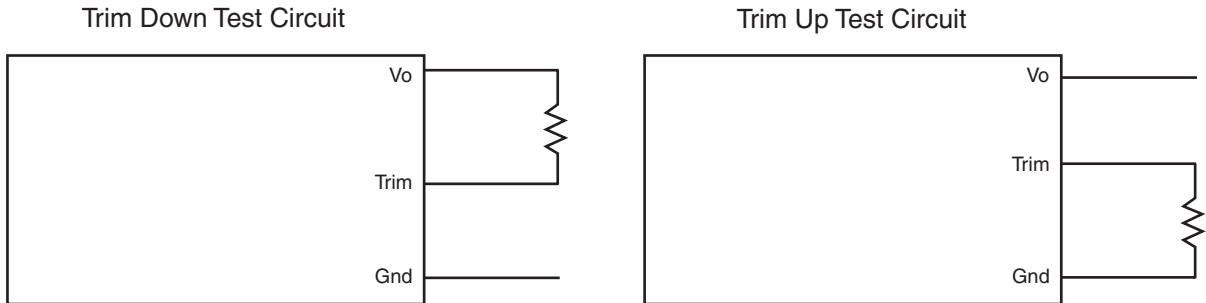
NON-ISOLATED DC/DC CONVERTERS

12V Input / 0.9V – 5.0V Output / 5A



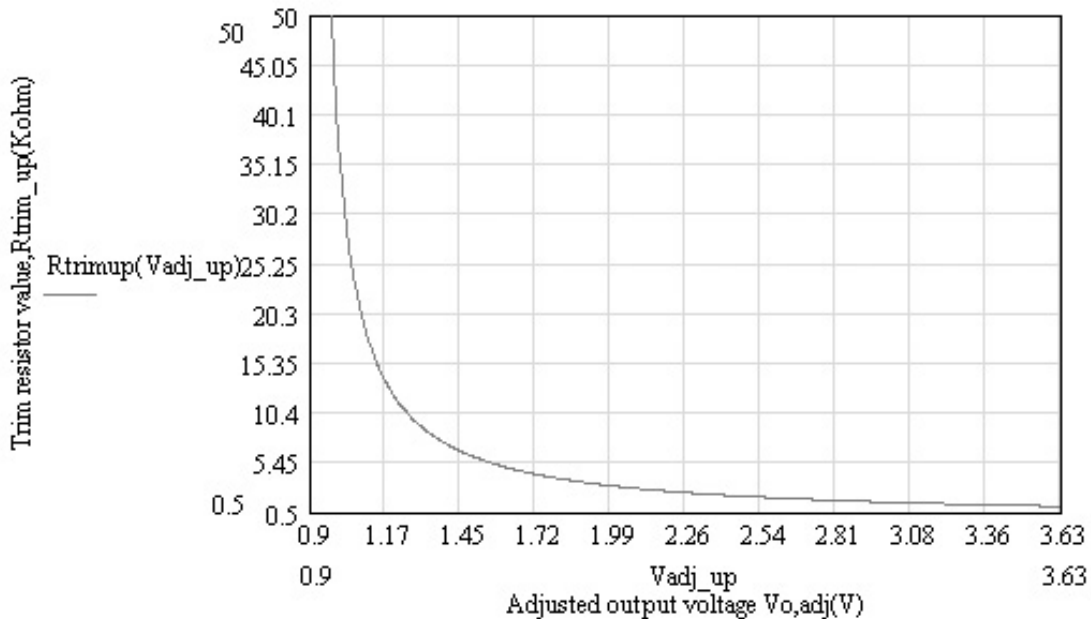
BP03x7AH-05A

Output Voltage Set-Point Adjustment



x7AH-05A1A0 Trim Resistor Calculation

$$R_{\text{trim up}} = \left(\frac{3.712}{V_{o, \text{adj}} - V_o} - 0.261 \right) \text{ Kohm}$$

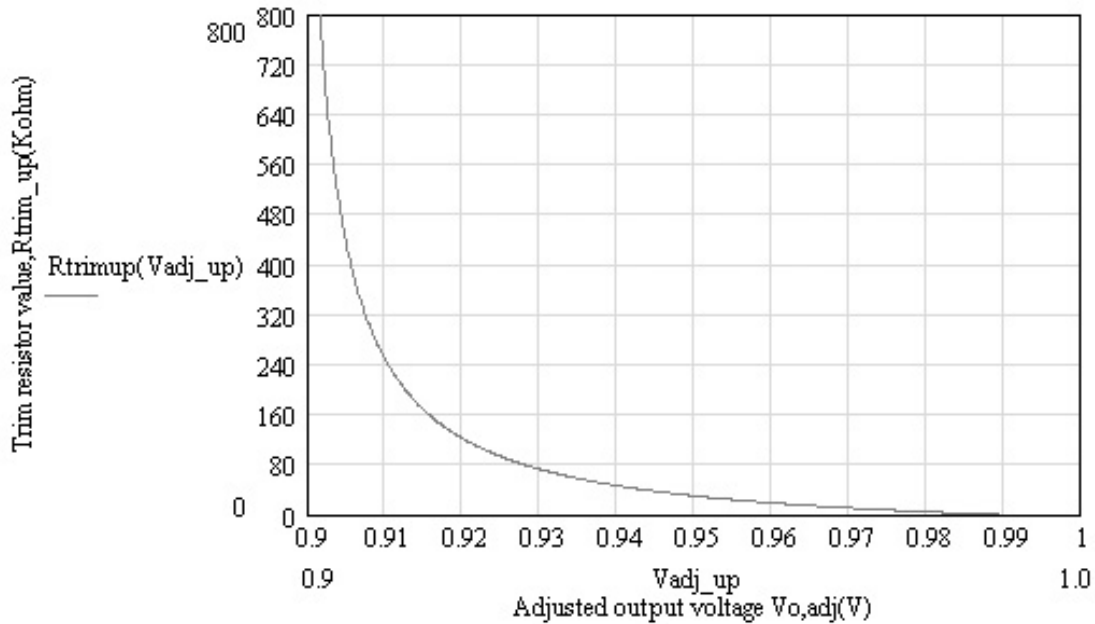


BP03x7AH-05A

Output Voltage Set-Point Adjustment

x7AH-05A090 Trim Resistor Calculation

$$R_{\text{trim up}} = \left(\frac{3.712}{V_{o, \text{adj}} - V_o} - 40.2 \right) \text{ Kohm}$$



NON-ISOLATED DC/DC CONVERTERS

12V Input / 0.9V – 5.0V Output / 5A

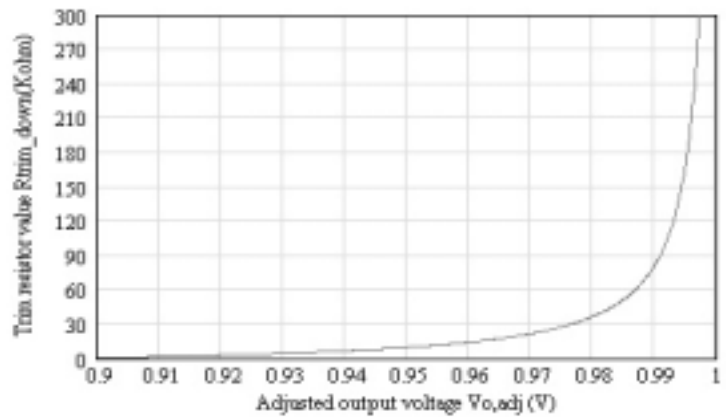


BP03x7AH-05A

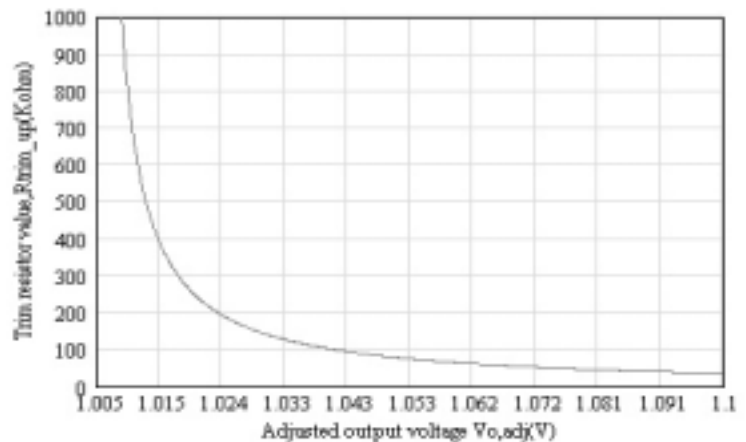
Output Voltage Set-Point Adjustment

x7AH-05A100 Trim Resistor Calculation

$$R_{\text{trim down}} = \left(\frac{0.9516}{V_{o, \text{adj}} - V_o} - 8.47 \right) \text{ Kohm}$$



$$R_{\text{trim up}} = \left(\frac{3.712}{V_{o, \text{adj}} - V_o} - 3.83 \right) \text{ Kohm}$$

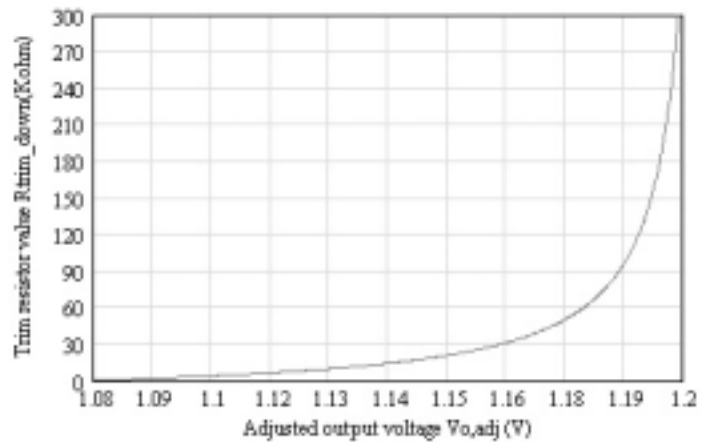


BP03x7AH-05A

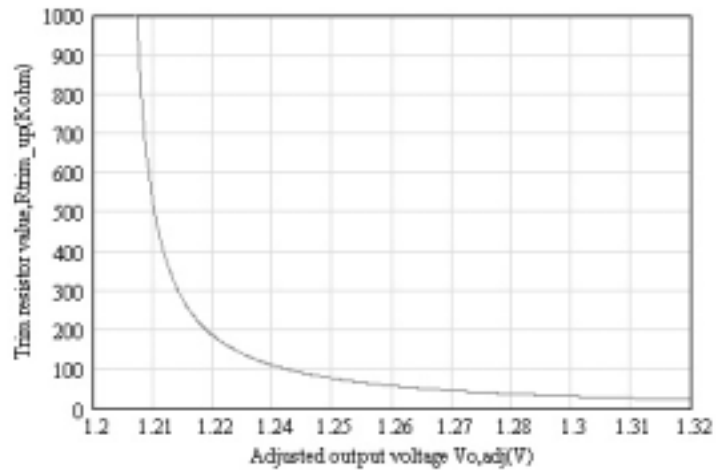
Output Voltage Set-Point Adjustment

x7AH-05A120 Trim Resistor Calculation

$$R_{\text{trim down}} = \left(\frac{1.879}{V_{o, \text{adj}} - V_o} - 14.640 \right) \text{ Kohm}$$



$$R_{\text{trim up}} = \left(\frac{3.712}{V_{o, \text{adj}} - V_o} - 10 \right) \text{ Kohm}$$



NON-ISOLATED DC/DC CONVERTERS

12V Input / 0.9V – 5.0V Output / 5A

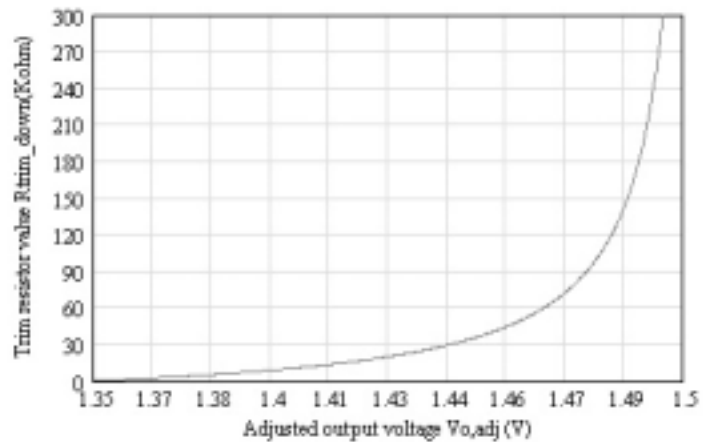


BP03x7AH-05A

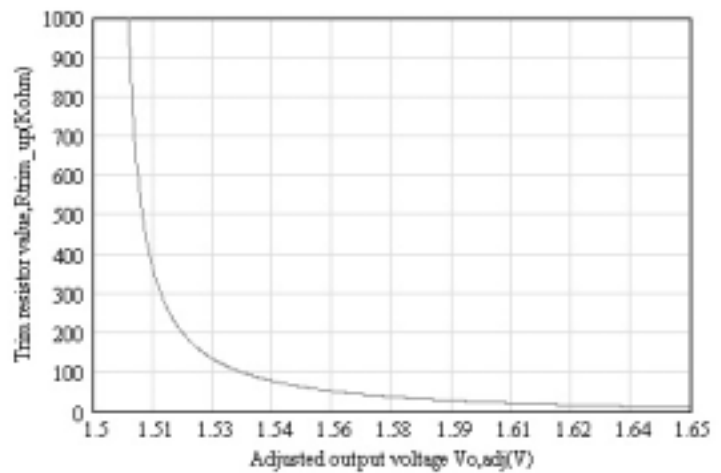
Output Voltage Set-Point Adjustment

x7AH-05A150 Trim Resistor Calculation

$$R_{\text{trim down}} = \left(\frac{3.273}{V_{o, \text{adj}} - V_o} - 20.84 \right) \text{ Kohm}$$



$$R_{\text{trim up}} = \left(\frac{3.712}{V_{o, \text{adj}} - V_o} - 16.2 \right) \text{ Kohm}$$

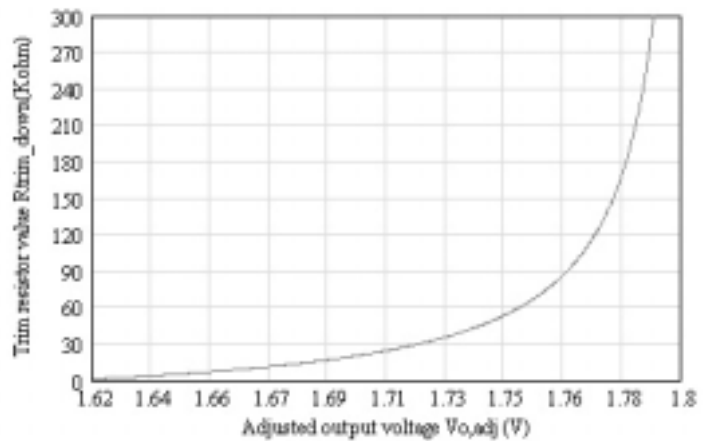


BP03x7AH-05A

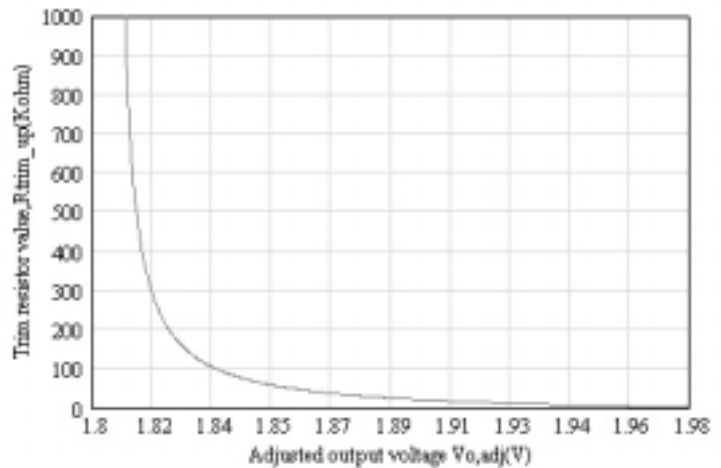
Output Voltage Set-Point Adjustment

x7AH-05A180 Trim Resistor Calculation

$$R_{\text{trim down}} = \left(\frac{4.669}{V_{o, \text{adj}} - V_o} - 24.24 \right) \text{ Kohm}$$



$$R_{\text{trim up}} = \left(\frac{3.712}{V_{o, \text{adj}} - V_o} - 19.6 \right) \text{ Kohm}$$



NON-ISOLATED DC/DC CONVERTERS

12V Input / 0.9V – 5.0V Output / 5A

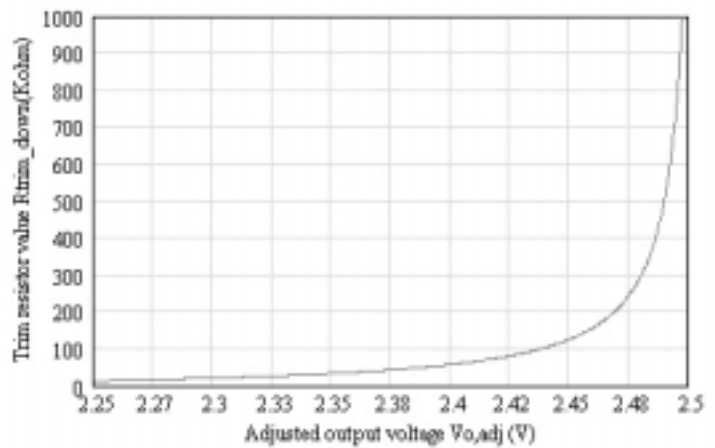


BP03x7AH-05A

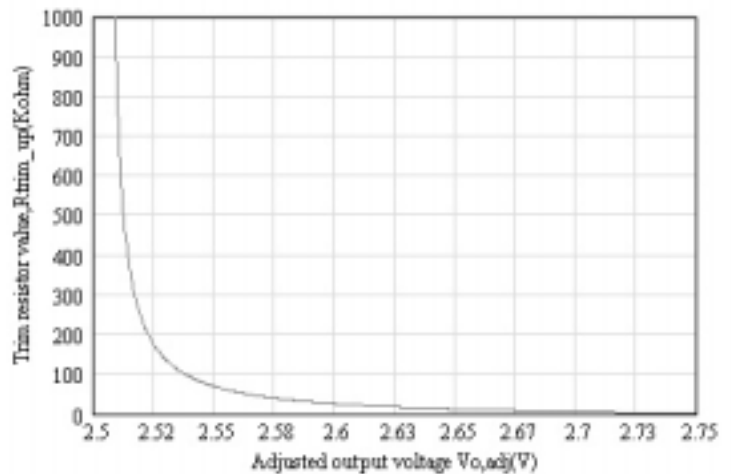
Output Voltage Set-Point Adjustment

x7AH-05A250 Trim Resistor Calculation

$$R_{\text{trim down}} = \left(\frac{7.912}{V_{o, \text{adj}} - V_o} - 17.94 \right) \text{ Kohm}$$



$$R_{\text{trim up}} = \left(\frac{3.712}{V_o - V_{o, \text{adj}}} - 13.3 \right) \text{ Kohm}$$

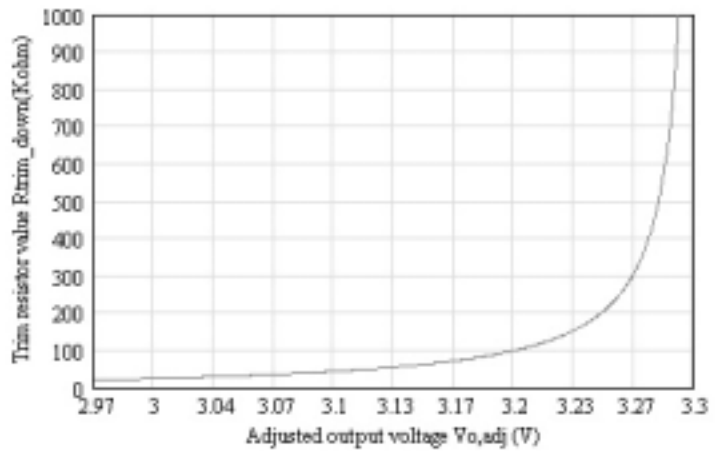


BP03x7AH-05A

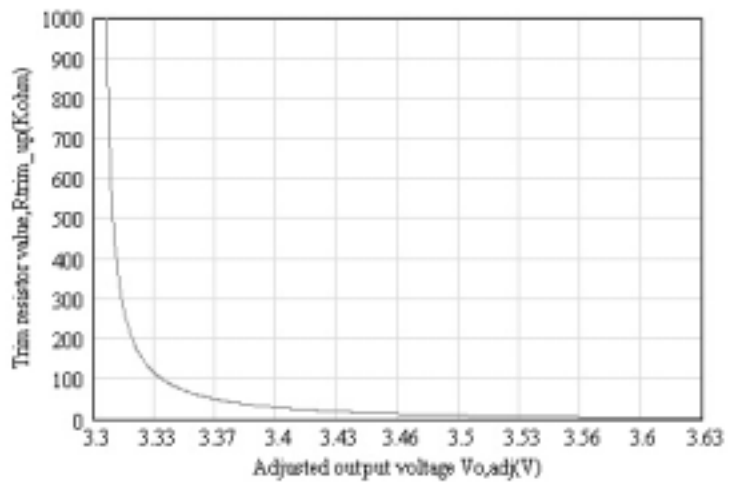
Output Voltage Set-Point Adjustment

x7AH-05A330 Trim Resistor Calculation

$$R_{\text{trim down}} = \left(\frac{11.614}{V_{o, \text{adj}} - V_o} - 14.64 \right) \text{ Kohm}$$



$$R_{\text{trim up}} = \left(\frac{3.712}{V_{o, \text{adj}} - V_o} - 10 \right) \text{ Kohm}$$



NON-ISOLATED DC/DC CONVERTERS

12V Input / 0.9V – 5.0V Output / 5A

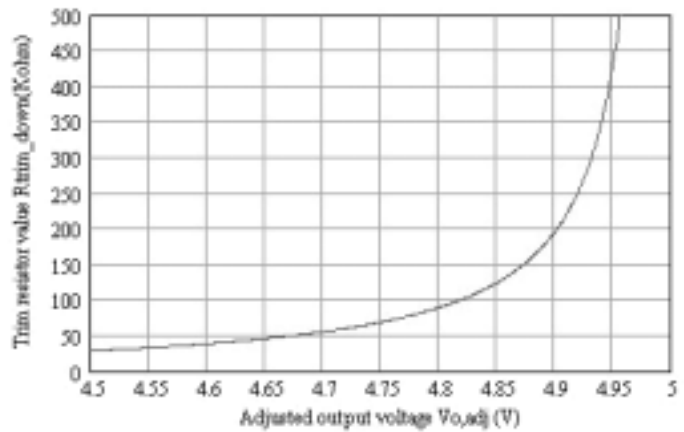


BP03x7AH-05A

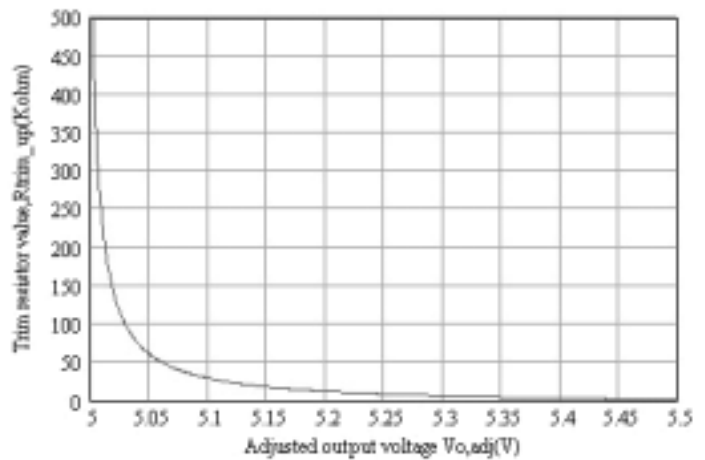
Output Voltage Set-Point Adjustment

x7AH-05A500 Trim Resistor Calculation

$$R_{\text{trim down}} = \left(\frac{19.4618}{V_{o, \text{adj}} - V_o} - 10.83 \right) \text{ Kohm}$$



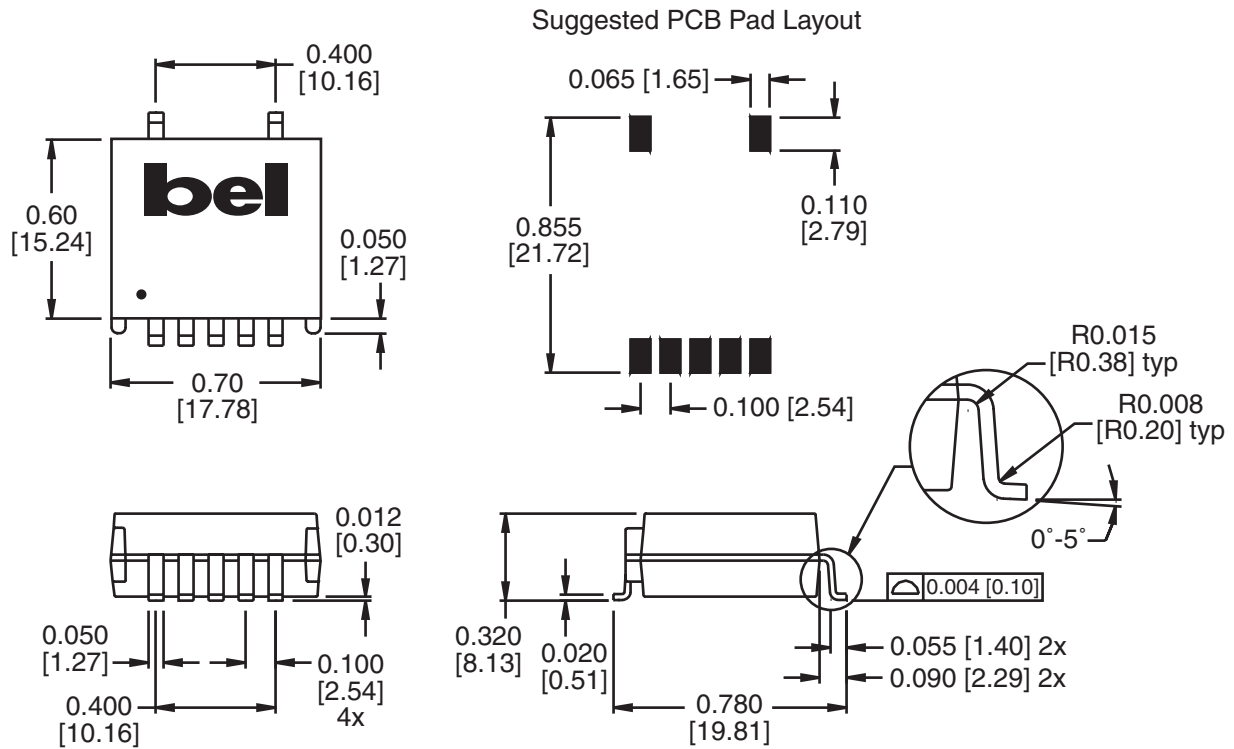
$$R_{\text{trim up}} = \left(\frac{3.712}{V_{o, \text{adj}} - V_o} - 6.19 \right) \text{ Kohm}$$



BP03x7AH-05A


Mechanical

S7AH-05A



Dimensions are in inches [millimeters].
Standard dimension tolerance is ± 0.005 [0.13] unless otherwise noted.

Pin	Function
1	Remote On/Off
2	+Vin
3	Ground
4	+Vo
5	Trim
6	No Connection
7	No Connection



NON-ISOLATED DC/DC CONVERTERS

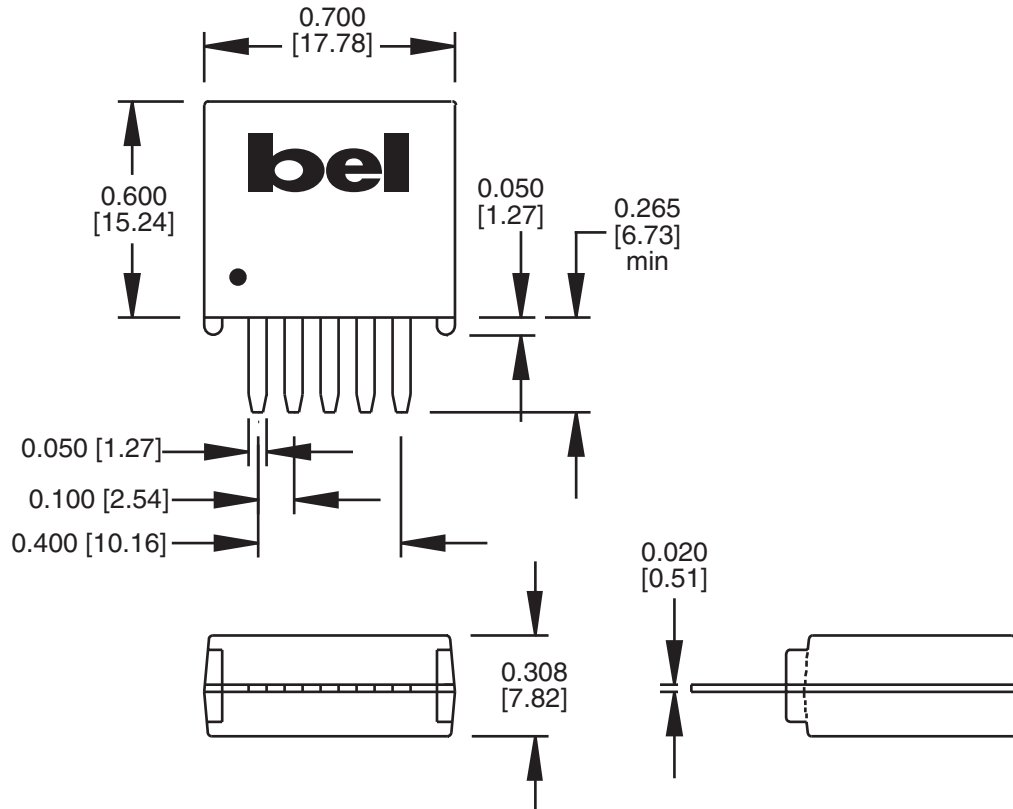
12V Input / 0.9V – 5.0V Output / 5A



BP03x7AH-05A


Mechanical

V7AH-05A



Dimensions are in inches [millimeters].
Standard dimension tolerance is ± 0.005 [0.13] unless otherwise noted.

Pin	Function
1	Remote On/Off
2	+Vin
3	Ground
4	+Vo
5	Trim



©2004 Bel Fuse Inc. Specifications subject to change without notice. 03.04

CORPORATE

Bel Fuse Inc.
206 Van Vorst Street
Jersey City, NJ 07302
Tel 201-432-0463
Fax 201-432-9542
www.belfuse.com

FAR EAST

Bel Fuse Ltd.
8F / 8 Luk Hop Street
San Po Kong
Kowloon, Hong Kong
Tel 852-2328-5515
Fax 852-2352-3706
www.belfuse.com

EUROPE

Bel Fuse Europe Ltd.
Preston Technology Management Centre
Marsh Lane, Suite G7, Preston
Lancashire, PR1 8UD, U.K.
Tel 44-1772-556601
Fax 44-1772-888366
www.belfuse.com