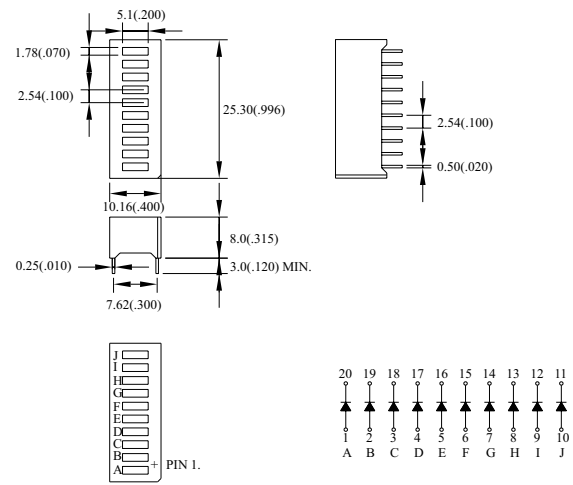
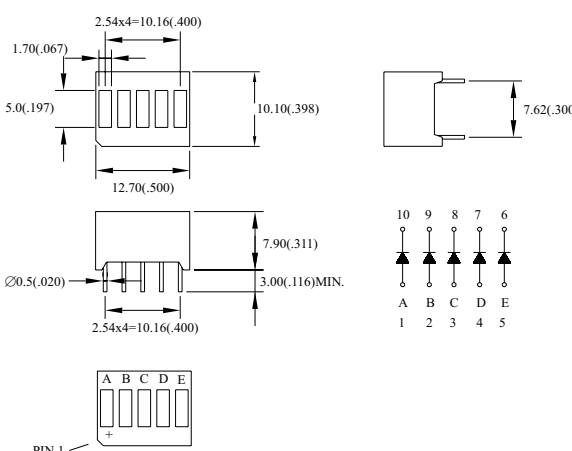
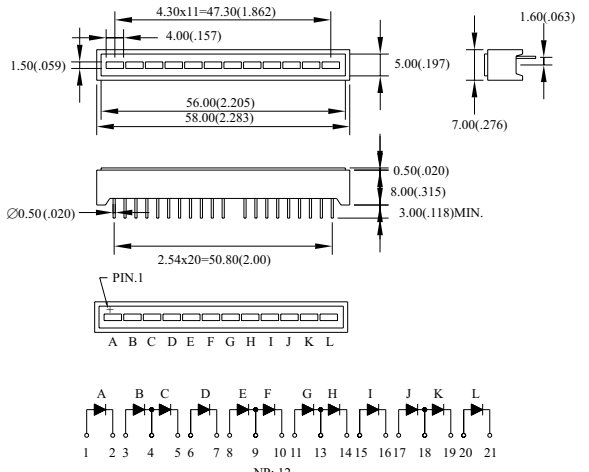
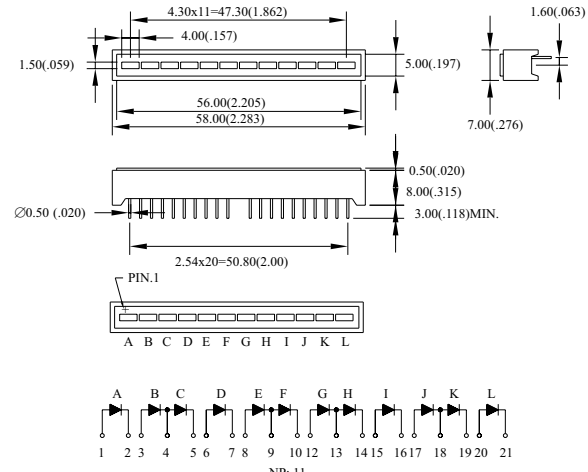
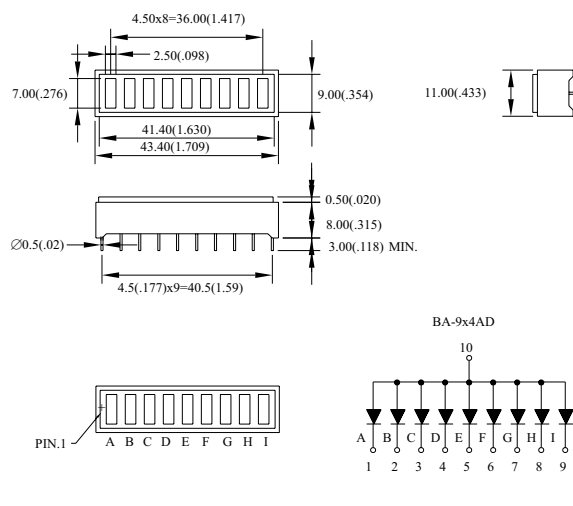
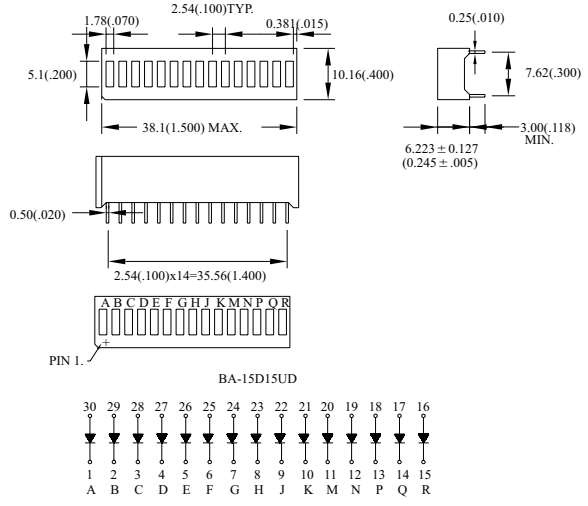




LED LIGHT BAR & BAR GRAPH ARRAYS

Digit Size	Part No.		Chip		Absolute Maximum Ratings				Electro-optical Data(At 10mA)			Drawing No.		
	Common Anode	Common Cathode	Material/Emitted Color	Peak Wave Length λ_p (nm)	$\Delta \lambda$ (nm)	Pd (mw)	If (mA)	Ifp (mA)	Vf (v)		Iv. Typ. Per.Seg. (mcd)			
									Typ.	Max.				
1.78*5.10mm 10Bar Graph Array	BA-10R1UD		GaAsP/Red	655	40	80	40	200	1.7	2.0	1.4	AD-01		
	BA-10H1UD		GaP/ Bright Red	700	90	40	15	50	2.2	2.5	2.0			
	BA-10G1UD		GaP/ Green	568	30	80	30	150	2.2	2.5	5.0			
	BA-10Y1UD		GaAsP/GaP/ Yellow	585	35	80	30	150	2.1	2.5	4.5			
	BA-10E1UD		GaAsP/GaP/ Hi-Eff.Red	635	45	80	30	150	2.0	2.5	5.0			
			GaAsP/GaP/ Orange											
	BA-10S1UD		GaAlAs/ SH Super Red	660	20	80	30	150	1.7	2.5	8.0			
BA-10D1UD		GaAlAs/ DH Super Red	660	20	80	30	150	1.7	2.5	9.0				
1.70*5.00mm 5Bar Graph Array	BA-5R5UD		GaAsP/Red	655	40	80	40	200	1.7	2.0	1.4	AD-02		
	BA-5H5UD		GaP/ Bright Red	700	90	40	15	50	2.2	2.5	2.0			
	BA-5G5UD		GaP/ Green	568	30	80	30	150	2.2	2.5	5.0			
	BA-5Y5UD		GaAsP/GaP/ Yellow	585	35	80	30	150	2.1	2.5	4.5			
	BA-5E5UD		GaAsP/GaP/ Hi-Eff.Red	635	45	80	30	150	2.0	2.5	5.0			
			GaAsP/GaP/ Orange											
	BA-5S5UD		GaAlAs/ SH Super Red	660	20	80	30	150	1.7	2.5	8.0			
BA-5D5UD		GaAlAs/ DH Super Red	660	20	80	30	150	1.7	2.5	9.0				
1.50*4.00mm 12Bar Graph Array	BA-12R3UD		GaAsP/Red	655	40	80	40	200	1.7	2.0	1.2	AD-03		
	BA-12H3UD		GaP/ Bright Red	700	90	40	15	50	2.2	2.5	1.8			
	BA-12G3UD		GaP/ Green	568	30	80	30	150	2.2	2.5	4.5			
	BA-12Y3UD		GaAsP/GaP/ Yellow	585	35	80	30	150	2.1	2.5	3.5			
	BA-12E3UD		GaAsP/GaP/ Hi-Eff.Red	635	45	80	30	150	2.0	2.5	4.5			
			GaAsP/GaP/ Orange											
	BA-12S3UD		GaAlAs/ SH Super Red	660	20	80	30	150	1.7	2.5	10.0			
	BA-12D3UD		GaAlAs/ DH Super Red	660	20	80	30	150	1.7	2.5	12.0			
	BA-12R3UD-A		GaAsP/Red	655	40	80	40	200	1.7	2.0	1.2	AD-04		
			BA-12H3UD-A		GaP/ Bright Red	700	90	40	15	50	2.2		2.5	1.8
			BA-12G3UD-A		GaP/ Green	568	30	80	30	150	2.2		2.5	4.5
			BA-12Y3UD-A		GaAsP/GaP/ Yellow	585	35	80	30	150	2.1		2.5	3.5
			BA-12E3UD-A		GaAsP/GaP/ Hi-Eff.Red	635	45	80	30	150	2.0		2.5	4.5
					GaAsP/GaP/ Orange									
BA-12S3UD-A		GaAlAs/ SH Super Red	660	20	80	30	150	1.7	2.5	10.0				
BA-12D3UD-A		GaAlAs/ DH Super Red	660	20	80	30	150	1.7	2.5	12.0				
2.50*7.00mm 9Bar Graph Array	BA-9R4AD	BA-9R4CD	GaAsP/Red	655	40	80	40	200	1.7	2.0	1.2	AD-05		
	BA-9H4AD	BA-9H4CD	GaP/ Bright Red	700	90	40	15	50	2.2	2.5	1.8			
	BA-9G4AD	BA-9G4CD	GaP/ Green	568	30	80	30	150	2.2	2.5	4.5			
	BA-9Y4AD	BA-9Y4CD	GaAsP/GaP/ Yellow	585	35	80	30	150	2.1	2.5	3.5			
	BA-9E4AD		GaAsP/GaP/ Hi-Eff.Red	635	45	80	30	150	2.0	2.5	4.5			
			GaAsP/GaP/ Orange											
	BA-9S4AD	BA-9S4CD	GaAlAs/ SH Super Red	660	20	80	30	150	1.7	2.5	10.0			
BA-9D4AD	BA-9D4CD	GaAlAs/ DH Super Red	660	20	80	30	150	1.7	2.5	12.0				
1.78*5.10mm 15Bar Graph Array	BA-15R15UD		GaAsP/Red	655	40	80	40	200	1.7	2.0	1.2	AD-06		
	BA-15H15UD		GaP/ Bright Red	700	90	40	15	50	2.2	2.5	1.8			
	BA-15G15UD		GaP/ Green	568	30	80	30	150	2.2	2.5	4.5			
	BA-15Y15UD		GaAsP/GaP/ Yellow	585	35	80	30	150	2.1	2.5	3.5			
	BA-15E15UD		GaAsP/GaP/ Hi-Eff.Red	635	45	80	30	150	2.0	2.5	4.5			
			GaAsP/GaP/ Orange											
	BA-15S15UD		GaAlAs/ SH Super Red	660	20	80	30	150	1.7	2.5	10.0			
BA-15D15UD		GaAlAs/ DH Super Red	660	20	80	30	150	1.7	2.5	12.0				

LED LIGHT BAR & BAR GRAPH ARRAYS

AD-01 BA- 10x1UD	AD-02 BA- 5x5UD
 <p>Technical drawing of BA-10x1UD LED bar graph array. Dimensions include: 5.1(200) width, 1.78(070) height, 2.54(100) height, 25.30(996) length, 10.16(400) length, 0.25(.010) height, 7.62(300) height, 8.0(315) height, 3.0(.120) MIN. length. Pinout shows 11 LEDs labeled A through J, with PIN 1 at the bottom left.</p>	 <p>Technical drawing of BA-5x5UD LED bar graph array. Dimensions include: 2.54x4=10.16(400) width, 1.70(.067) height, 5.0(.197) height, 12.70(.500) length, 10.10(.398) height, 7.62(.300) height, 7.90(.311) height, 3.00(.116) MIN. length, 2.54x4=10.16(400) width, and Ø0.5(.020) diameter. Pinout shows 10 LEDs labeled A through E, with PIN 1 at the bottom left.</p>
AD-03 BA- 12x3UD	AD-04 BA- 12x3UD-A
 <p>Technical drawing of BA-12x3UD LED bar graph array. Dimensions include: 4.30x11=47.30(1.862) width, 1.50(.059) height, 4.00(.157) height, 5.00(.197) height, 7.00(.276) height, 1.60(.063) height, 56.00(2.205) length, 58.00(2.283) length, 0.50(.020) height, 8.00(.315) height, 3.00(.118) MIN. length, and 2.54x20=50.80(2.00) length. Pinout shows 12 LEDs labeled A through L, with PIN 1 at the bottom left.</p>	 <p>Technical drawing of BA-12x3UD-A LED bar graph array. Dimensions include: 4.30x11=47.30(1.862) width, 1.50(.059) height, 4.00(.157) height, 5.00(.197) height, 7.00(.276) height, 1.60(.063) height, 56.00(2.205) length, 58.00(2.283) length, 0.50(.020) height, 8.00(.315) height, 3.00(.118) MIN. length, and 2.54x20=50.80(2.00) length. Pinout shows 12 LEDs labeled A through L, with PIN 1 at the bottom left.</p>
AD-05 BA-9x4 ^A _C D	AD-06 BA- 15x15UD
 <p>Technical drawing of BA-9x4AD LED bar graph array. Dimensions include: 4.50x8=36.00(1.417) width, 7.00(.276) height, 2.50(.098) height, 9.00(.354) height, 11.00(.433) height, 41.40(1.630) length, 43.40(1.709) length, 0.50(.020) height, 8.00(.315) height, 3.00(.118) MIN. length, and 4.5(.177)x9=40.5(1.59) length. Pinout shows 9 LEDs labeled A through I, with PIN 1 at the bottom left.</p>	 <p>Technical drawing of BA-15x15UD LED bar graph array. Dimensions include: 1.78(.070) height, 2.54(.100) TYP. height, 0.38(.015) height, 0.25(.010) height, 5.1(200) height, 10.16(400) height, 38.1(1.500) MAX. length, 7.62(.300) height, 6.223 ± 0.127 (0.245 ± .005) length, 3.00(.118) MIN. length, 0.50(.020) height, and 2.54(.100)x14=35.56(1.400) length. Pinout shows 15 LEDs labeled A through Q, with PIN 1 at the bottom left.</p>

NOTES: 1.All Dimensions are in millimeters(inches).
3.Specifications are subject to change without notice.

2.Tolerance is ± 0.25mm(.010").
4.NP:No Pin. 5.NC:No Connect.