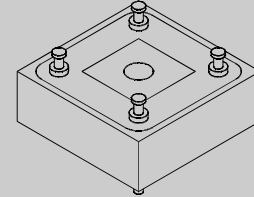


200 V - 1,000 V Single Phase Bridge

22.0 A - 25.0 A Forward Current

70 ns - 3000 ns Recovery Time

1502B - 1510B
1502FB - 1510FB
1502UFB - 1510UFB

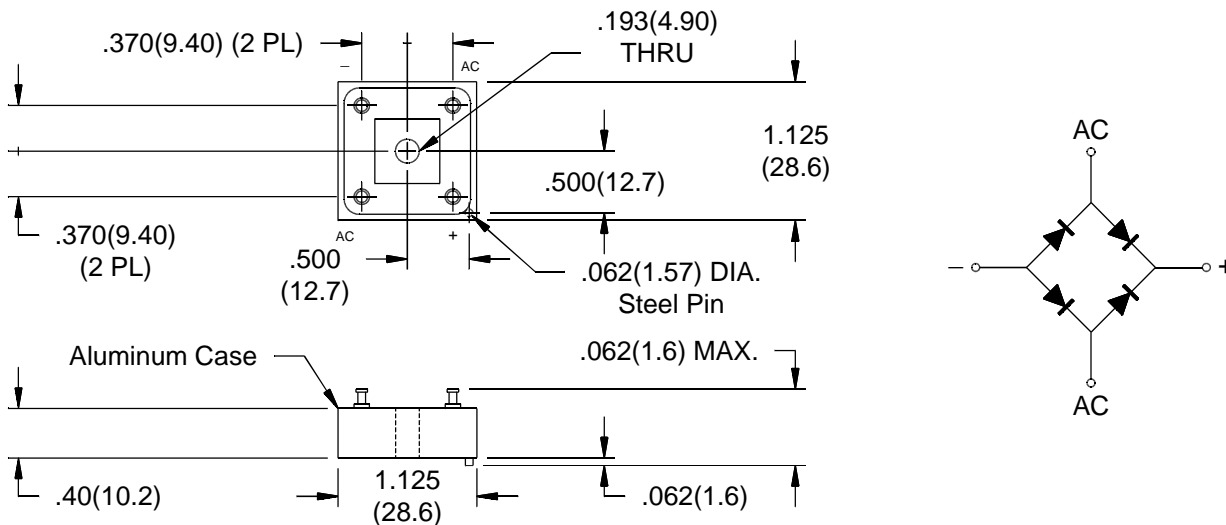


ELECTRICAL CHARACTERISTICS AND MAXIMUM RATINGS

Part Number	Working Reverse Voltage (V _{rw})	Average Rectified Current @TC (I _o)		Reverse Current @ V _{rw} (I _r)		Forward Voltage (V _f)		1 Cycle Surge Current tp=8.3ms (I _{fsm})	Repetitive Surge Current (I _{frm})	Reverse Recovery Time (1) (T _{rr})	Thermal Impd. θ _{J-C}
		55°C	100°C	25°C	100°C	25°C		25°C	25°C	25°C	
	Volts	Amps	Amps	µA	µA	Volts	Amps	Amps	Amps	ns	°C/W
1502B	200	25.0	18.0	1.0	25	1.1	3.0	150	25	3000	2.0
1506B	600	25.0	18.0	1.0	25	1.1	3.0	150	25	3000	2.0
1510B	1000	25.0	18.0	1.0	25	1.1	3.0	150	25	3000	2.0
1502FB	200	25.0	18.0	1.0	25	1.2	3.0	150	25	150	2.0
1506FB	600	25.0	18.0	1.0	25	1.5	3.0	150	25	150	2.0
1510FB	1000	25.0	18.0	1.0	25	1.5	3.0	150	25	150	2.0
1502UFB	200	22.0	13.0	1.0	25	1.7	3.0	150	25	70	2.0
1506UFB	600	22.0	13.0	1.0	25	1.7	3.0	150	25	70	2.0
1510UFB	1000	22.0	13.0	1.0	25	1.7	3.0	150	25	70	2.0

(1)T_{rr} Testing: I_f=0.5A, I_r=1.0A, I_{rr}=0.25A *Op. Temp. & Stg. Temp. = -55°C to +150°C Isolation Voltage: 2000V

10



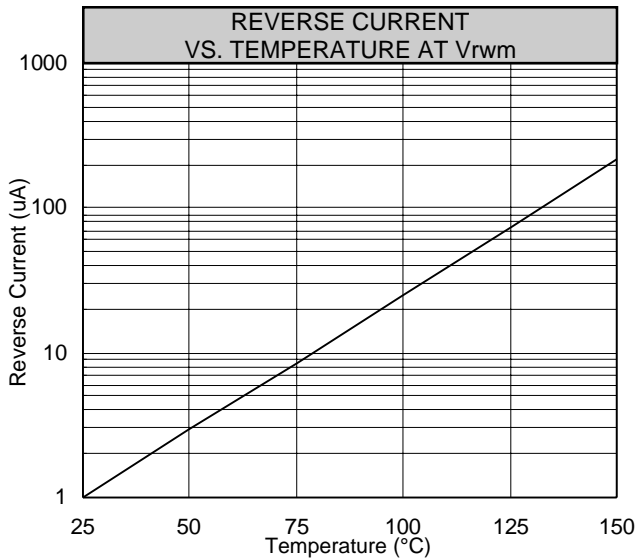
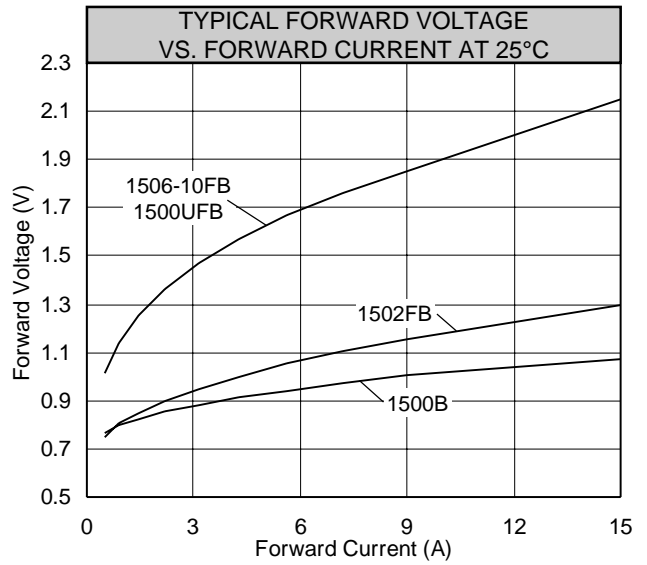
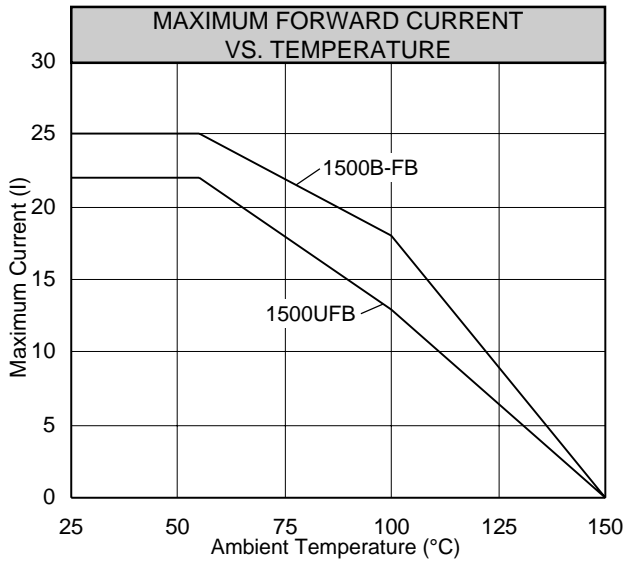
Dimensions: In. (mm) • All temperatures are ambient unless otherwise noted. • Data subject to change without notice.



VOLTAGE MULTIPLIERS INC.
 8711 W. Roosevelt Ave.
 Visalia, CA 93291

TEL 559-651-1402
 FAX 559-651-0740
www.voltagemultipliers.com

1502B - 1510B • 1502FB - 1510FB • 1502UFB - 1510UFB



This datasheet has been downloaded from:

www.DatasheetCatalog.com

Datasheets for electronic components.