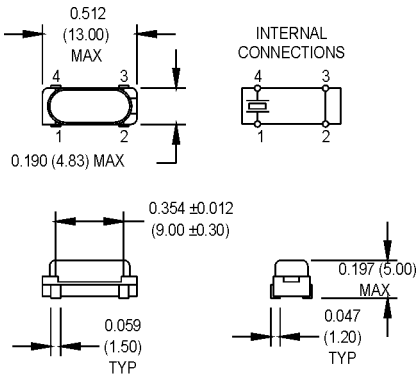


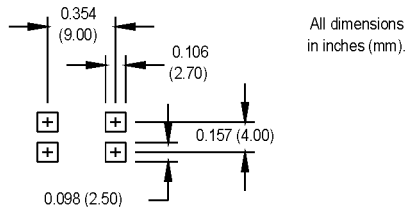
PTX Surface Mount Crystals



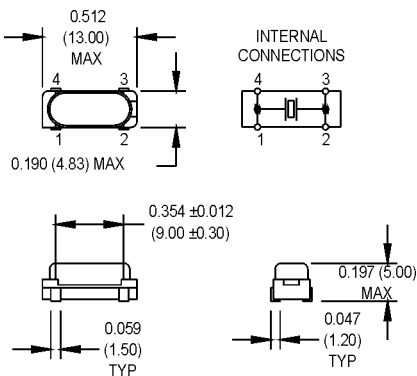
Package A



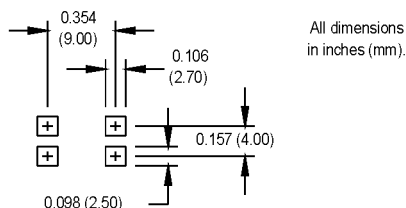
SUGGESTED SOLDER PAD LAYOUT



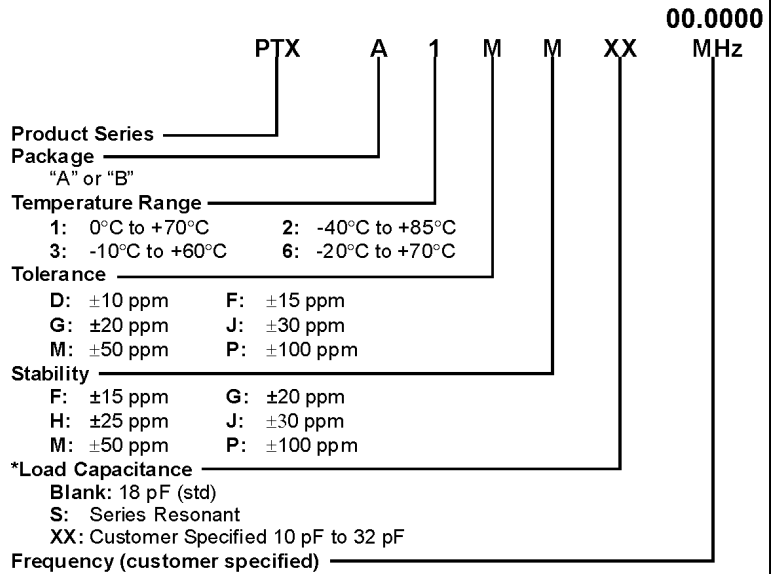
Package B



SUGGESTED SOLDER PAD LAYOUT



Ordering Information



Prefix "SR" should be used for series resonant; i.e., SRPTX-1MM 20.0000 MHz

PARAMETERS	VALUE
Frequency Range*	3.579 to 72.000 MHz
Tolerance @ +25°C	See Table Above
Stability	See Table Above
Aging	±5 ppm/yr. Max.
Standard Operating Conditions	See Table Above
Storage Temperature	-55°C to +105°C
Shunt Capacitance	7 pF Max.
Load Capacitance	18 pF Std.
Equivalent Series Resistance (ESR), Max.	
Fundamental (AT cut)	
3.579 to 3.999 MHz	180 Ω
4.000 to 4.999 MHz	150 Ω
5.000 to 6.999 MHz	100 Ω
7.000 to 14.999 MHz	50 Ω
15.000 to 23.999 MHz	40 Ω
24.000 to 40.000 MHz	30 Ω
Third Overtones (AT cut)	
40.000 to 72.000 MHz	80 Ω
Drive Level	100 μW Max.
Holder	HC-49/US-SMD
Mechanical Shock	MIL-STD-202, Method 213, C
Vibration	MIL-STD-202, Method 201 & 204
Thermal Cycle	MIL-STD-883, Method 1010, B

* Because this product is based on AT-Strip technology, not all frequencies in the range stated are available. Contact the factory for availability of specific frequencies.

MtronPTI reserves the right to make changes to the product(s) and service(s) described herein without notice. No liability is assumed as a result of their use or application.

Please see www.mtronpti.com for our complete offering and detailed datasheets. Contact us for your application specific requirements: MtronPTI 1-800-762-8800.

MtronPTI Lead Free Solder Profile

