

2SC4877

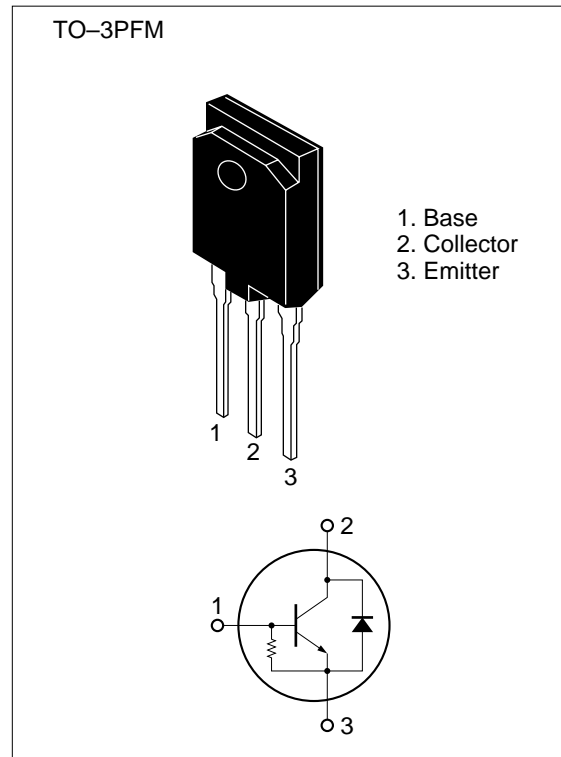
Silicon NPN Triple Diffused

Application

TV / character display horizontal deflection output

Features

- High breakdown voltage
 $V_{CES} = 1500 \text{ V}$
- Built-in damper diode type
- Isolated package
TO-3PFM



Absolute Maximum Ratings ($T_a = 25^\circ\text{C}$)

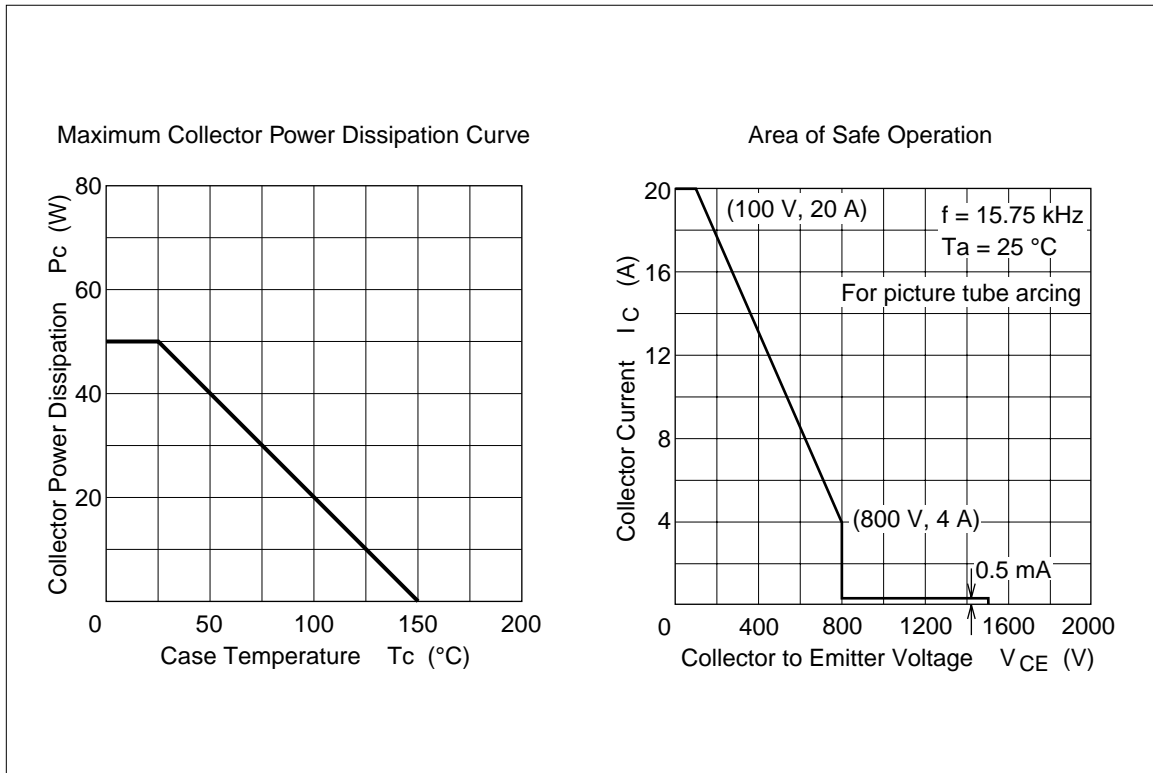
Item	Symbol	Rating	Unit
Collector to emitter voltage	V_{CES}	1500	V
Emitter to base voltage	V_{EBO}	6	V
Collector current	I_C	8	A
Collector surge current	$i_{c(\text{surge})}$	20	A
Collector power dissipation	P_C^{*1}	50	W
Junction temperature	T_j	150	$^\circ\text{C}$
Storage temperature	T_{stg}	-55 to +150	$^\circ\text{C}$
C to E diode forward current	I_D	8	A

Note: 1. Value at $T_C = 25^\circ\text{C}$.

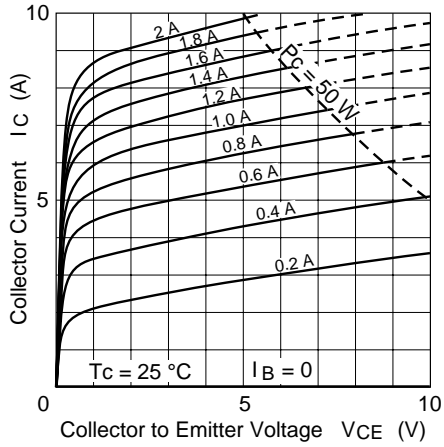
2SC4877

Electrical Characteristics (Ta = 25°C)

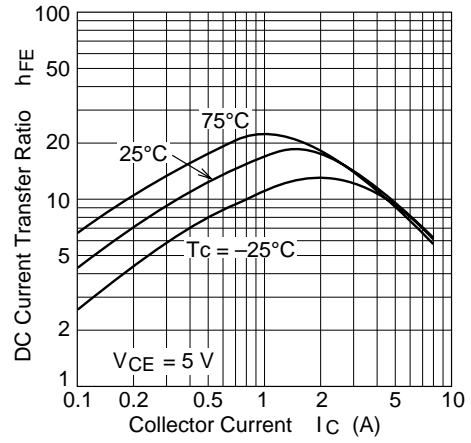
Item	Symbol	Min	Typ	Max	Unit	Test Conditions
Emitter to base breakdown voltage	$V_{(BR)EBO}$	6	—	—	V	$I_E = 400 \text{ mA}$, $I_C = 0$
Collector cutoff current	I_{CES}	—	—	500	μA	$V_{CE} = 1500 \text{ V}$, $R_{BE} = 0$
DC current transfer ratio	h_{FE}	—	—	25	—	$V_{CE} = 5 \text{ V}$, $I_C = 1 \text{ A}$
Collector to emitter saturation voltage	$V_{CE(sat)}$	—	—	5	V	$I_C = 7 \text{ A}$, $I_B = 1.4 \text{ A}$
Base to emitter saturation voltage	$V_{BE(sat)}$	—	—	1.5	V	$I_C = 7 \text{ A}$, $I_B = 1.4 \text{ A}$
C to E diode forward voltage	V_{ECF}	—	—	3.0	V	$I_F = 8 \text{ A}$
Fall time	t_f	—	—	0.5	μs	$I_{CP} = 7 \text{ A}$, $I_{B1} = 1.4 \text{ A}$ $I_{B2} \approx -2.5 \text{ A}$, $f_H = 31.5 \text{ kHz}$



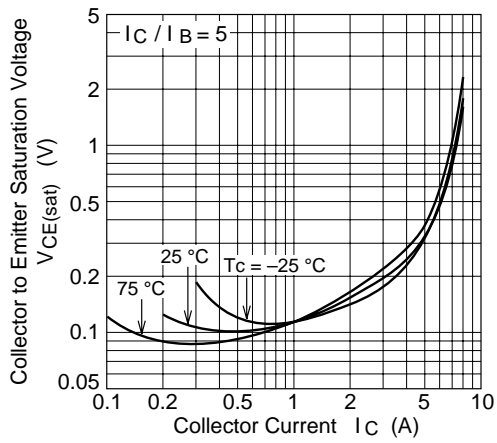
Typical Output Characteristics



DC Current Transfer Ratio vs. Collector Current



Collector to Emitter Saturation Voltage vs. Collector Current



Base to Emitter Saturation Voltage vs. Collector Current

