

HIGH FREQUENCY MAGNETICS

T1/E1 Dual Ratio Surface Mount Transformer

TM00135

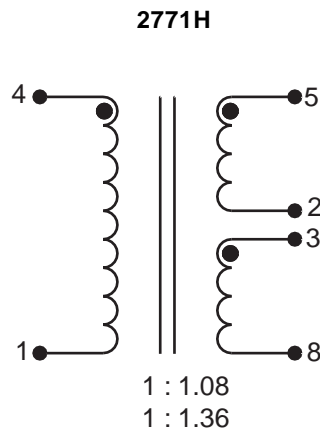
- Operates at the T1 rate of 1.544 Mb/s and the E1 rate of 2.048 Mb/s
- Provides two ratios to handle both 75Ω and 120Ω lines
- Minimum Interwinding Breakdown Voltage of 1500 Vrms
- Operating temperature range: -40° C to +85° C
- Meets IEC 695, 2-2 flammability requirements
- PWB Process Capability: standard printed wiring board assembly techniques, total-immersion cleaning
- Reliability testing: Shock, vibration, temperature cycling, temperature - humidity - bias

ELECTRICAL SPECIFICATIONS AT 25° C

Part Number	Turns Ratio ±2%		Inductance ² mH min	DCR Ω max			Interwinding Capacitance pF max		Leakage Inductance ³ μH max		Minimum Interwinding Breakdown Voltage Vrms
	(4-1):(5-2)	(4-1):(5-8) ¹		(4-1)	(5-2)	(5-8) ¹	(4-1) : (5-2)	(4-1) : (5-8) ¹	(4-1) ⁴	(4-1) ⁵	
2771H	1 : 1.08	1 : 1.36	1.85	0.74	3.2	4.0	15	23	1	1.3	1500

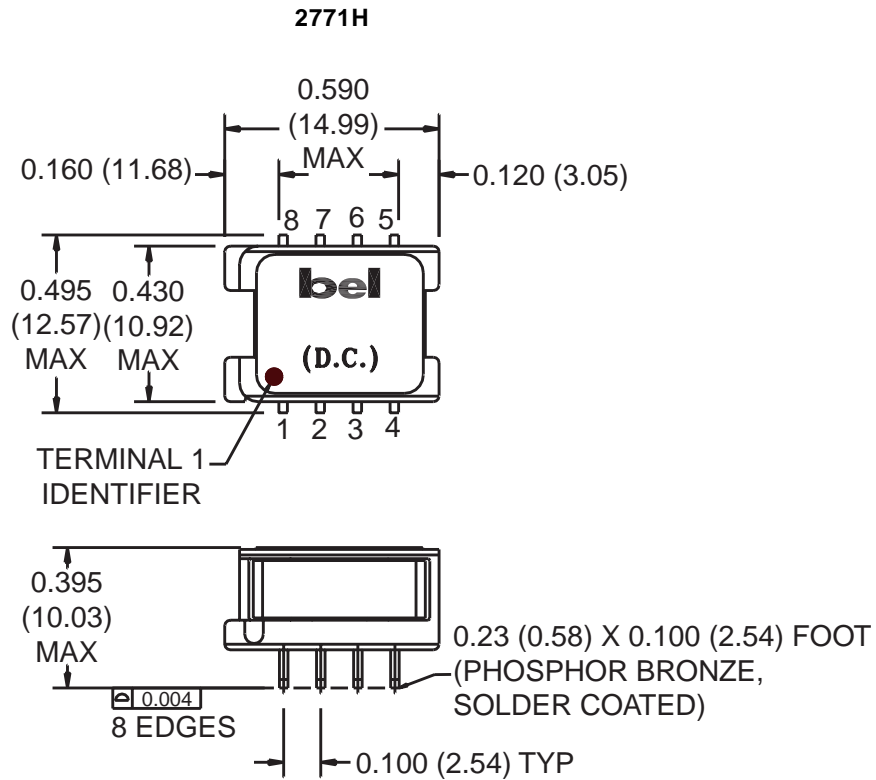
- connect 2 to 3
- measured at 10 kHz, 0.1 Vac
- measured at 100 kHz, 0.1 Vac
- with (5-8) shorted and 2 & 3 connected
- with (5-2) shorted

SCHEMATIC

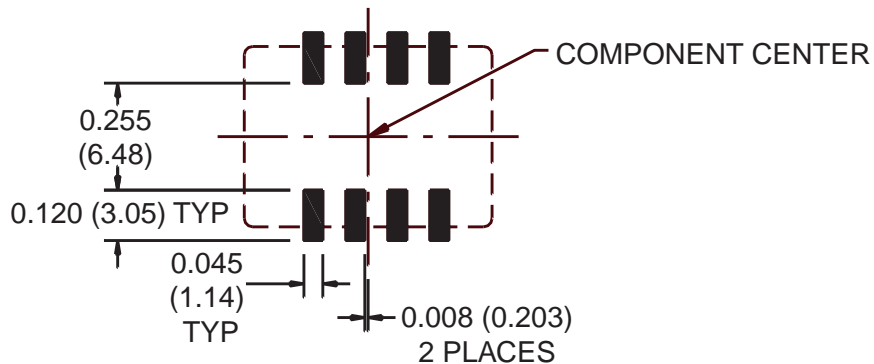


HIGH FREQUENCY MAGNETICS T1/E1 Dual Ratio Surface Mount Transformer

MECHANICAL



RECOMMENDED PCB PATTERN



Unless otherwise specified, dimensions are nominal and in inches (millimeters).

CORPORATE

Bel Fuse Inc.
198 Van Vorst Street
Jersey City, NJ 07302
Tel 201-432-0463
Fax 201-432-9542
www.belfuse.com

FAR EAST

Bel Fuse Ltd.
8F / 8 Luk Hop Street
San Po Kong
Kowloon, Hong Kong
Tel 852-2328-5515
Fax 852-2352-3706
www.belfuse.com

EUROPE

Bel Fuse Europe Ltd.
Preston Technology Management Centre
Marsh Lane, Suite G7, Preston
Lancashire, PR1 8UD, U.K.
Tel 44-1772-556601
Fax 44-1772-888366
www.belfuse.com