
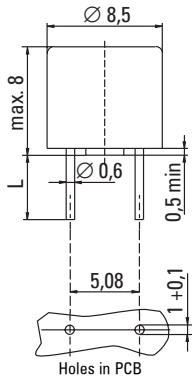


# No. 370 / TR5®



### Dimensions (mm)



Long Leads (L=18.8mm)  
Short Leads (L=4.3mm)

## IEC 60127-3/III, 250 V, F

### Time-Current Characteristic

Quick Acting (F)

### Standard

IEC 60127-3/III

### Approvals

- VDE
- SEMKO
- cULus Recognized
- METI
- CCC

### Features

- Reduced PCB space requirements
- Direct solderable or plug-in versions
- Internationally approved
- Low internal resistance
- Shocksafe casing
- Vibration resistant
- Halogen free

### WebLinks

Further infos see:  
[www.wickmanngroup.com](http://www.wickmanngroup.com)

Further application infos see  
**Fuseology:**

[www.wickmanngroup.com/download/fuseology.pdf](http://www.wickmanngroup.com/download/fuseology.pdf)



## Specifications

### Packaging

- 000: Tape/Ampopack (1000 pcs.)
- 041: Short Leads - Bulk (1000 pcs.)

### Materials

- Base/Cap: Brown Thermoplastic  
Polyamide PA 6.6, UL 94 V0
- Round Pins: Copper, Sn plated

### Operating Temperature

-40 °C to +85 °C (consider de-rating)

### Climatic Category

-40 °C/+85 °C/21 days  
(IEC 60068-1,-2-1,-2-2,-2-78)

### Stock Conditions

+10 °C to +60 °C  
relative humidity ≤ 75 % yearly average,  
without dew, maximum value for 30 days-95 %

### Vibration Resistance

- 24 cycles at 15 min. each (EN 60068-6)
- 10 - 60 Hz at 0.75 mm amplitude
- 60 - 2000 Hz at 10 g acceleration

### Lead Pull Strength

10 N (EN 60068-2-21)

### Solderability

- 260 °C, ≤ 3 s (Wave)
- 350 °C, ≤ 3 s (Soldering iron)

### Soldering Heat Resistance

260 °C, 10 s (IEC 60068-2-20)

### Marking

Ⓜ, 370, 250 V, F, Current Rating, Approvals

### Unit Weight

0.77 g (approx.)

### Limits for Pre-arcing Time

| Rated Current    | 1.5 x I <sub>N</sub> | 2.1 x I <sub>N</sub> | 2.75 x I <sub>N</sub> | 4 x I <sub>N</sub> | 10 x I <sub>N</sub> |
|------------------|----------------------|----------------------|-----------------------|--------------------|---------------------|
| 40 mA ... 6.30 A | > 1h                 | < 30 min             | 10 ms ... 3 s         | 3 ms ... 300 ms    | < 20 ms             |



### Permissible continuous operating current is ≤ 100 % at ambient temperature of 23 °C (73.4 °F).

| Rated Current | Amp Code | Voltage Rating | Breaking Capacity                                      | Voltage Drop<br>1.0 x I <sub>N</sub> Ⓜ<br>max. (mV) | Power Dissipation<br>1.5 x I <sub>N</sub> Ⓜ<br>max. (mW) | Melting Integral<br>10 x I <sub>N</sub> Ⓜ<br>max. (A <sup>2</sup> s) | Approvals |       |       |             |     |
|---------------|----------|----------------|--|---|--|--|-----------|-------|-------|-------------|-----|
|               |          |                |  |   |  |  | VDE       | SEMKO | cURus | METI-T-Mark | CCC |
| 40mA          | 0040     | 250V           |  | 900   | 100  | 0.0002   |           |       |       |             |     |
| 50mA          | 0050     | 250V           |  | 320   | 80   | 0.00035  | •         | •     | •     | •           |     |
| 63mA          | 0063     | 250V           |  | 350   | 100  | 0.0005   | •         | •     | •     | •           |     |
| 80mA          | 0080     | 250V           |  | 370   | 120  | 0.0014   | •         | •     | •     | •           |     |
| 100mA         | 0100     | 250V           |  | 600   | 130  | 0.0038   | •         | •     | •     | •           |     |
| 125mA         | 0125     | 250V           |  | 550   | 172  | 0.0066   | •         | •     | •     | •           |     |
| 160mA         | 0160     | 250V           |  | 500   | 165  | 0.014  | •         | •     | •     | •           |     |
| 200mA         | 0200     | 250V           |  | 465   | 190  | 0.03   | •         | •     | •     | •           |     |
| 250mA         | 0250     | 250V           |  | 400   | 250  | 0.051  | •         | •     | •     | •           |     |
| 315mA         | 0315     | 250V           | 35 A / 250 V AC <sup>1</sup><br>50-60Hz<br>cos φ = 1.0 | 380   | 250  | 0.1  | •         | •     | •     | •           |     |
| 400mA         | 0400     | 250V           |  | 120   | 135  | 0.025  | •         | •     | •     | •           |     |
| 500mA         | 0500     | 250V           |  | 120   | 155  | 0.042  | •         | •     | •     | •           |     |
| 630mA         | 0630     | 250V           |  | 115   | 200  | 0.076  | •         | •     | •     | •           |     |
| 800mA         | 0800     | 250V           |  | 120   | 310  | 0.12   | •         | •     | •     | •           |     |
| 1.00A         | 1100     | 250V           |  | 110   | 310  | 0.2  | •         | •     | •     | •           |     |
| 1.25A         | 1125     | 250V           |  | 100   | 360  | 0.31   | •         | •     | •     | •           |     |
| 1.60A         | 1160     | 250V           |  | 100   | 600  | 0.53   | •         | •     | •     | •           |     |
| 2.00A         | 1200     | 250V           |  | 85  | 500  | 0.98   | •         | •     | •     | •           |     |
| 2.50A         | 1250     | 250V           |  | 80  | 660  | 1.8  | •         | •     | •     | •           |     |
| 3.15A         | 1315     | 250V           |  | 90  | 950  | 3.1  | •         | •     | •     | •           |     |
| 4.00A         | 1400     | 250V           |  | 80  | 920  | 6.7  | •         | •     | •     | •           |     |
| 5.00A         | 1500     | 250V           | 40 A / 250 V AC  | 80  | 1000   | 12.00  | •         | •     | •     | •           |     |
| 6.30A*        | 1630     | 250V           | 50 A / 250 V AC  | 70  | 1200   | 24.00  | G         | •     | •     | •           |     |

<sup>1</sup> Per UL, approved breaking capacity is 50 A at 250 V.

\* Conducting path min. 0.2 mm<sup>2</sup>

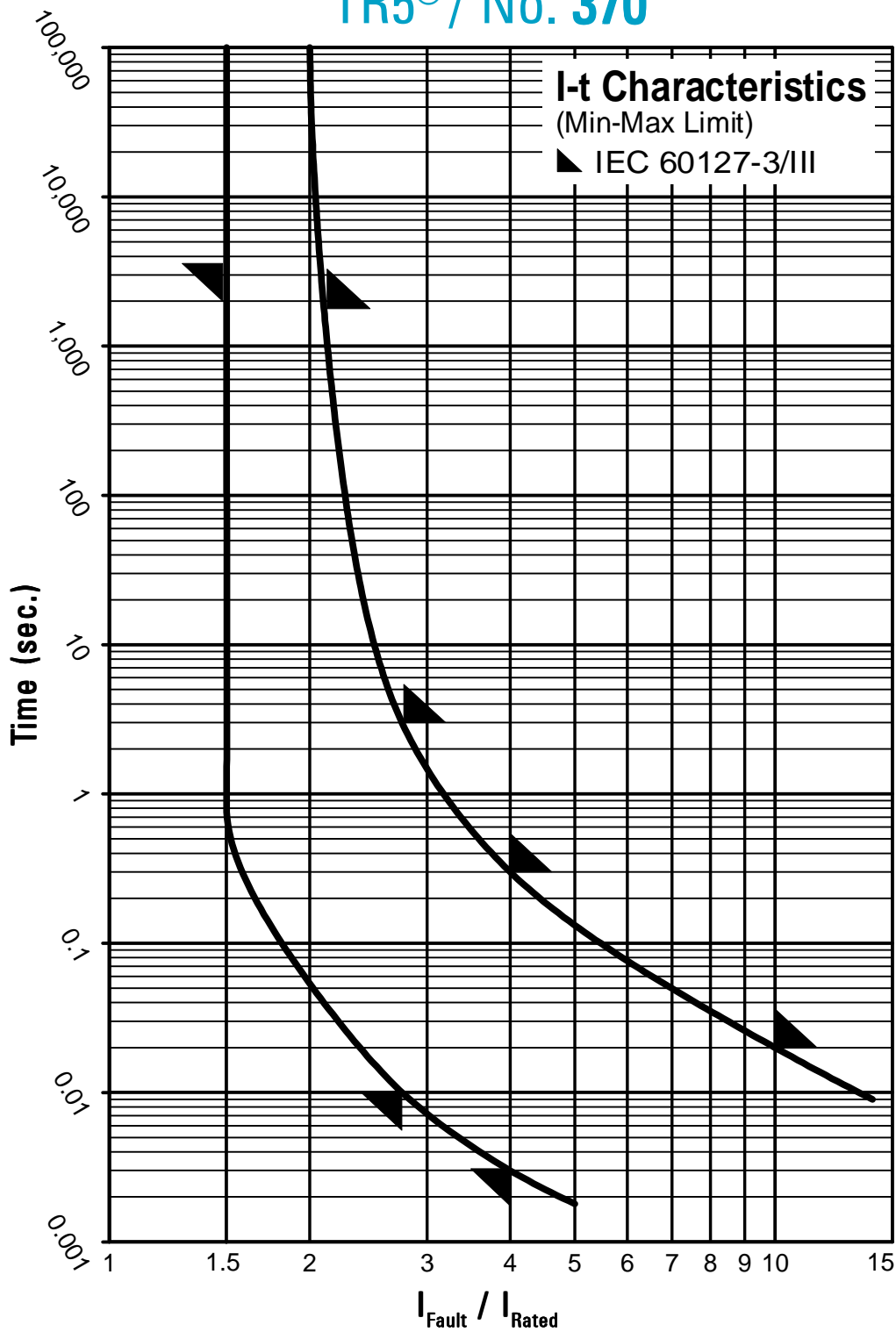
G = Expert Report

### Order Information

| Qty. | Order-Number | Series | Amp Code | Packaging |
|------|--------------|--------|----------|-----------|
|      |              | 370    |          |           |

Specifications are subject to change without notice

## TR5® / No. 370



Contact WICKMANN for individual I-t curves