



RF Filters for Cordless Phones

Series/Type: **B4053**

The following products presented in this data sheet are being withdrawn.

Ordering Code	Substitute Product	Date of Withdrawal	Deadline Last Orders	Last Shipments
B39471B4053U410		2004-05-19	2004-09-30	2004-12-31

For further information please contact your nearest EPCOS sales office, which will also support you in selecting a suitable substitute. The addresses of our worldwide sales network are presented at www.epcos.com/sales.



Withdrawn Products

The following products presented in this data sheet are being withdrawn:

B39471B4053U410

Date of withdrawal: 19-MAY-04

Deadline for last orders: 30-SEP-04

Last shipments: 31-DEC-04

For further information please contact your nearest EPCOS sales office, which will also support you in selecting a suitable substitute. The addresses of the sales offices are given on the Internet at www.epcos.com/sales.



SAW Components

Data Sheet B4053





SAW Components

B4053

Low-Loss Filter for Mobile Communication

465,0 MHz

Data Sheet



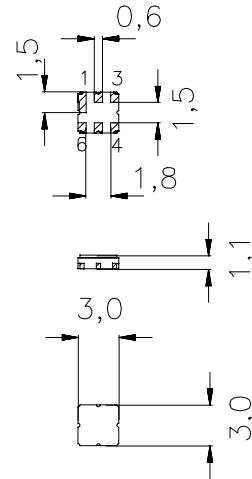
Ceramic package **DCC6C**

Features

- Low loss RF filter for family radio system
- Low amplitude ripple
- High image frequency suppression
- No matching network required for operation at 50 Ω
- Ceramic package for **Surface Mounted Technology (SMT)**

Terminals

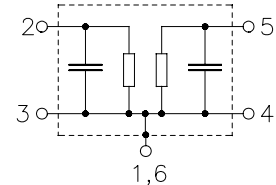
- Ni , gold-plated



Dimensions in mm, approx. weight 0,037 g

Pin configuration

- 2 Input
- 3 Input - ground
- 5 Output
- 4 Output - ground
- 1,6 To be grounded



Type	Ordering code	Marking and Package according to	Packing according to
B4053	B39471-B4053-U410	C61157-A7-A67	F61074-V8088-Z000

Electrostatic Sensitive Device (ESD)

Maximum ratings

Operable temperature range	T	- 30/+ 70	°C	Source impedance 50Ω
Storage temperature range	T_{stg}	- 40/+ 85	°C	
DC voltage	V_{DC}	0	V	
Input power	P_{IN}	10	dBm	



SAW Components

B4053

Low-Loss Filter for Mobile Communication

465,0 MHz

Data Sheet



Characteristics

Operating temperature range: $T = -30$ to $+70$ °C
 Terminating source impedance: $Z_S = 50 \Omega$
 Terminating load impedance: $Z_L = 50 \Omega$

		min.	typ.	max.	
Center frequency	f_c	—	465,0	—	MHz
Maximum insertion attenuation 462,00 ... 468,00 MHz	α_{max}	—	2,8	3,4	dB
Amplitude ripple (p-p) 462,00 ... 468,00 MHz	$\Delta\alpha$	—	0,8	1,6	dB
Attenuation	α_{min}				
100,00 ... 421,60 MHz		42,0	48,0	—	dB
421,60 ... 445,00 MHz		32,0	38,0	—	dB
445,00 ... 457,30 MHz		17,0	30,0	—	dB
485,00 ... 502,00 MHz		28,0	38,0	—	dB
502,00 ... 1000,00 MHz		40,0	45,0	—	dB



SAW Components

B4053

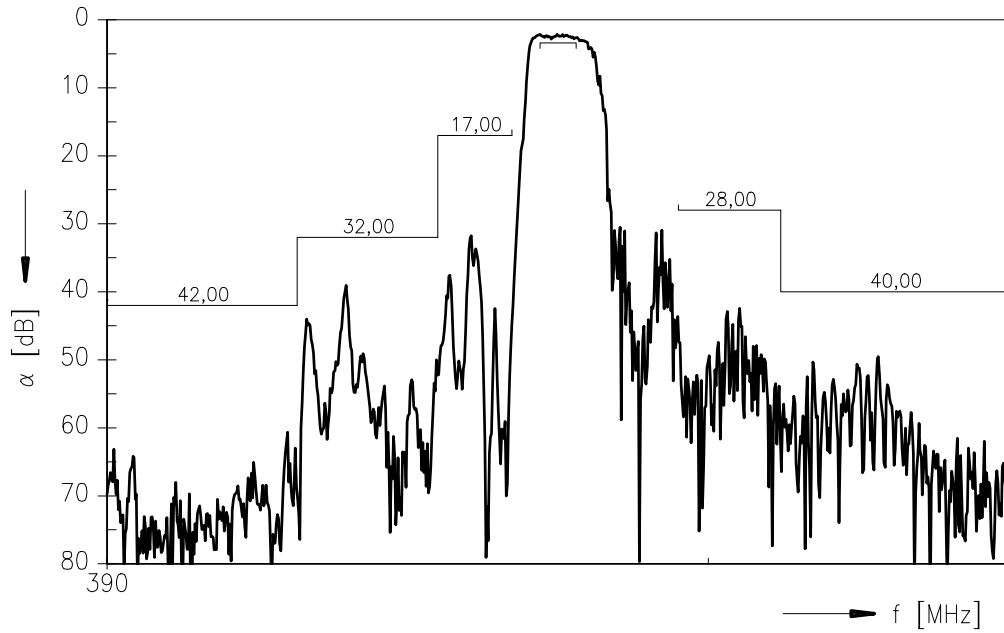
Low-Loss Filter for Mobile Communication

465,0 MHz

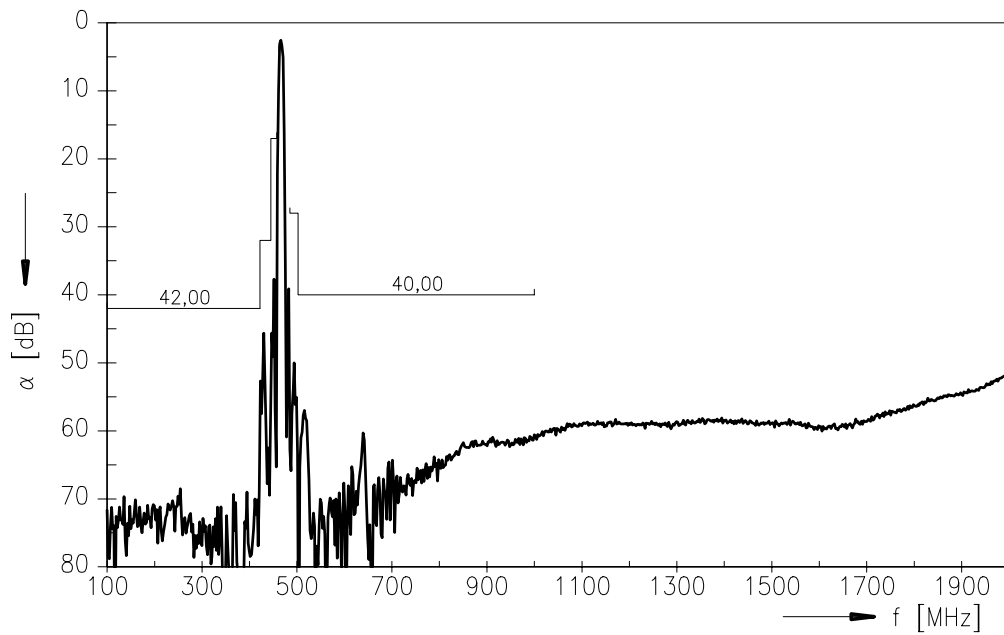
Data Sheet



Transfer function :



Transfer function (wideband) :





SAW Components

B4053

Low-Loss Filter for Mobile Communication

465,0 MHz

Data Sheet



Published by EPCOS AG

Surface Acoustic Wave Components Division, OFW E MF

P.O. Box 80 17 09, D-81617 München

© EPCOS AG 1999. All Rights Reserved.

As far as patents or other rights of third parties are concerned, liability is only assumed for components per se, not for applications, processes and circuits implemented within components or assemblies.

The information describes the type of component and shall not be considered as assured characteristics.

Terms of delivery and rights to change design reserved.

For questions on technology, prices and delivery please contact the sales offices of EPCOS AG or the international representatives.

Due to technical requirements components may contain dangerous substances. For information on the type in question please also contact one of our sales offices.