

3 Amp. Surface Mounted Glass Passivated Ultrafast Recovery Rectifier

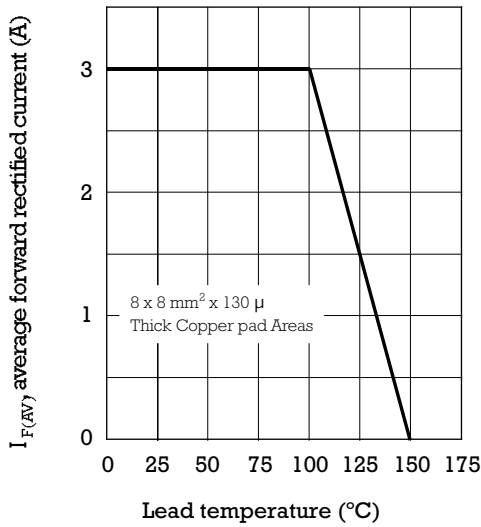
<p>Dimensions in mm.</p>	<p>CASE: SMC/DO-214 AB</p>	<p>Voltage 50 to 600 V</p> <p>Current 3.0 A</p> <p>HYPERRECTIFIER®</p>
<ul style="list-style-type: none"> • Glass passivated junction • High current capability • The plastic material carries U/L 94 V-0 • Low profile package • Easy pick and place • High temperature soldering 260 °C 10 sec 		
<p>MECHANICAL DATA</p> <p>Terminals: Solder plated, solderable per IEC 68-2-20. Standard Packaging: 8 mm. tape (EIA-RS-481). Weight: 1.12 g.</p>		

Maximum Ratings and Electrical Characteristics at 25 °C

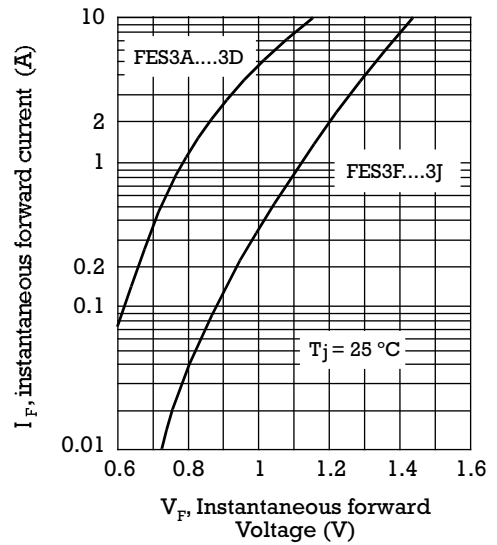
		FES3A	FES3B	FES3D	FES3F	FES3G	FES3J
Marking Code		W1	W2	W3	W4	W5	W6
V_{RRM}	Maximum Recurrent Peak Reverse Voltage	50	100	200	300	400	600
V_{RMS}	Maximum RMS Voltage	35	70	140	210	280	420
V_{DC}	Maximum DC Blocking Voltage	50	100	200	300	400	600
$I_{F(AV)}$	Forward current at $T_L = 100\text{ °C}$	3.0 A					
I_{FSM}	8.3 ms. peak forward surge current (Jedec Method)	100 A					
V_F	Maximum Instantaneous Forward Voltage at 3.0 A	0.95 V			1.25 V		
I_R	Maximum DC Reverse Current at Rated DC Blocking Voltage	$T_a = 25\text{ °C}$		$T_a = 100\text{ °C}$			
T_{rr}	Maximum Reverse Recovery Time (0.5/1/0.25A)	50 ns					
C_j	Typical Junction Capacitance (1MHz; -4V)	45 pF					
$R_{th(j-l)}$ $R_{th(j-a)}$	Typical Thermal Resistance (5x5 mm ² x 130 μ Copper Area)	12 °C/W 47 °C/W					
$T_j - T_{stg}$	Operating Junction and Storage Temperature Range	-55 to + 150 °C					

Rating And Characteristic Curves

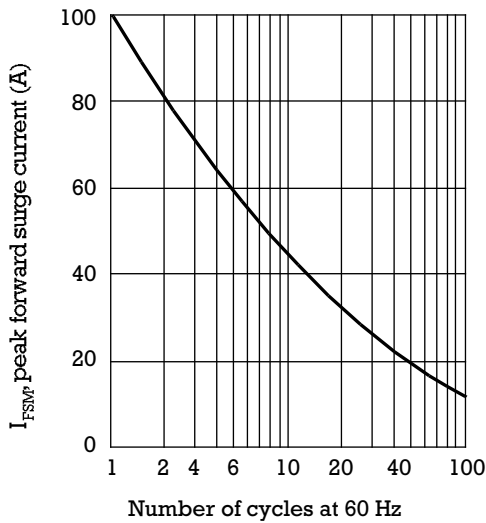
FORWARD CURRENT DERATING CURVE



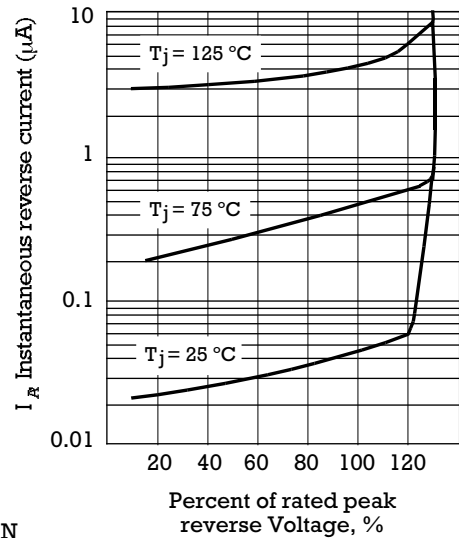
TYPICAL FORWARD CHARACTERISTIC



MAXIMUM NON REPETITIVE PEAK FORWARD SURGE CURRENT



TYPICAL REVERSE CHARACTERISTIC



TYPICAL JUNCTION CAPACITANCE

