

FEATURES

- Data rate up to 156Mb/s
- High Responsivity: 0.85A/W at 1,310nm
- High temperature operation up to 85°C


APPLICATIONS

- Medium bit rate standard medium haul optical transmission system at STM-1 (OC-3)


DESCRIPTION

These PIN preamplifiers use an InGaAs PIN with a GaAs IC preamplifier. Package style is a hermetically sealed, epoxyless coaxial package with a multimode fiber pigtail.

KT



LT



ABSOLUTE MAXIMUM RATINGS (T_a=25°C)

Parameter	Symbol	Ratings	Unit
Storage Temperature	T _{stg}	-40 to +85	°C
Operating Case Temperature	T _{op}	-40 to +85	°C
IC Supply Voltage	V _{SS}	-7 to +0	V
PD Supply Voltage	V _r	0 to +20	V
PD Reverse Current	I _r	500	μA
Maximum Input Power	P _{o max}	0	dBm

OPTICAL & ELECTRICAL CHARACTERISTICS (T_a=-40° to +85°C, V_{SS}=-5.2V, V_r=GND level and λ=1,310/1,550nm unless otherwise specified)

Parameter	Symbol	Test Conditions	Limits			Unit
			Min.	Typ.	Max.	
Responsivity	R	λ=1,310nm	0.8	0.85	-	A/W
Transimpedance	Z _t	AC, RL=50Ω, Pin <-20dBm	8.0	10.5	-	KΩ
Bandwidth	BW	AC-Coupled, RL=50Ω, -3dBm from 1MHz	110	-	-	MHz
Sensitivity	P _r	156Mb/s NRZ, 2 ²³ -1 P.R.B.S., B.E.R.=10 ⁻¹⁰ T _a =25°C	-	-39	-38	dBm
		T _a =-40 to +85°C	-	-38.5	-37.5	dBm
Maximum Input Optical Power	P _{max}	Note (1)	-7	-	-	dBm
Power Supply Current	I _{SS}	-	-	-	40	mA
Recommended Supply	V _{SS}	-	-5.46	-5.2	-4.94	V
PD Voltage	V _r	-	0	-	20	V
Optical Return Loss	ORL	-	30	-	-	dB
Equivalent Input Current Density	i _n	avg. within 110MHz	-	1.12	1.4	pA/√Hz

Note: (1) Maximum Input Optical Power, P_{max} is defined as the optical power when the variation of F.W.H.M. of the output waveform is less than 10% compared with that of the low input; optical power level.

(2) No data is accompanied with each device.

(3) Optical characteristics are specified on the condition that single mode fiber is used as the optical source for testing.

Fig. 1 Normarized Output Voltage as a function of Peak Photo Current

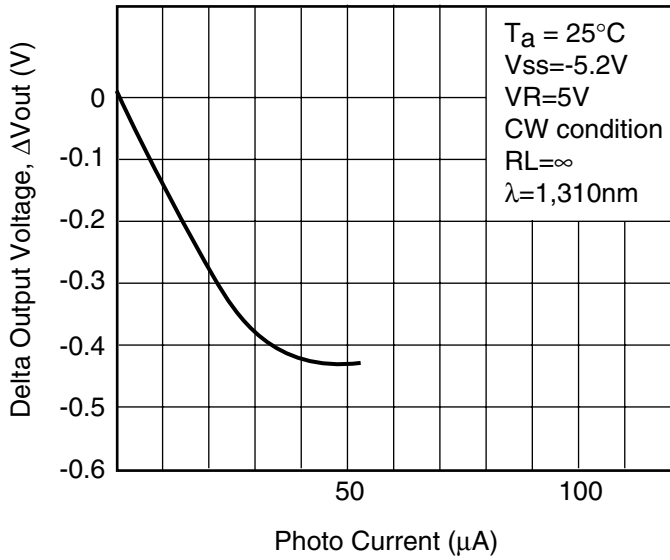


Fig. 2 Relative Frequency Response

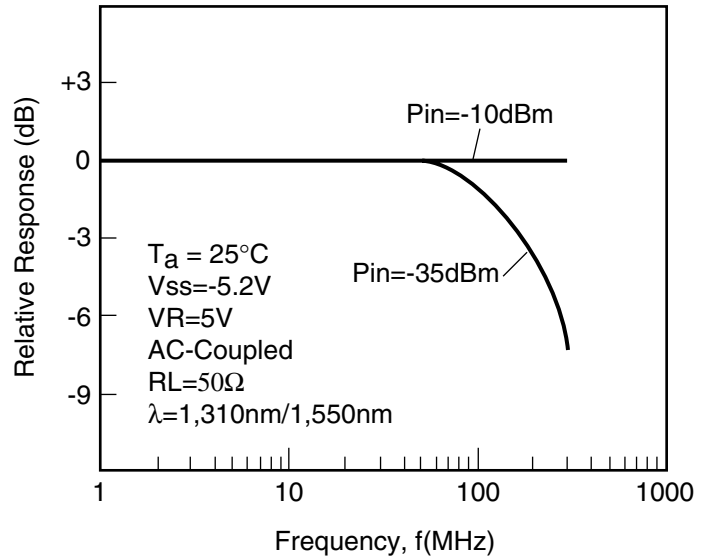


Fig. 3 Equivalent Input Noise Current Density

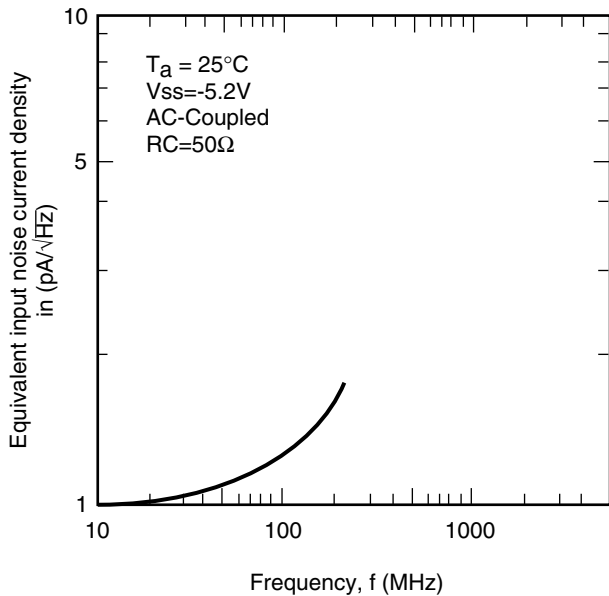


Fig. 4 Eye diagram with a 1,310nm,156Mbps NRZ, $2^{23}-1$ PRBS incident signal at $T_C = 25^\circ C$

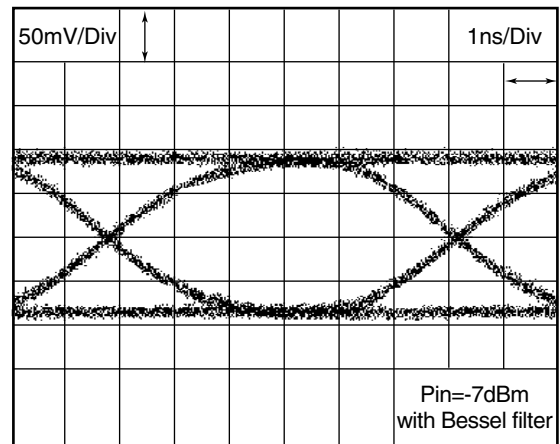
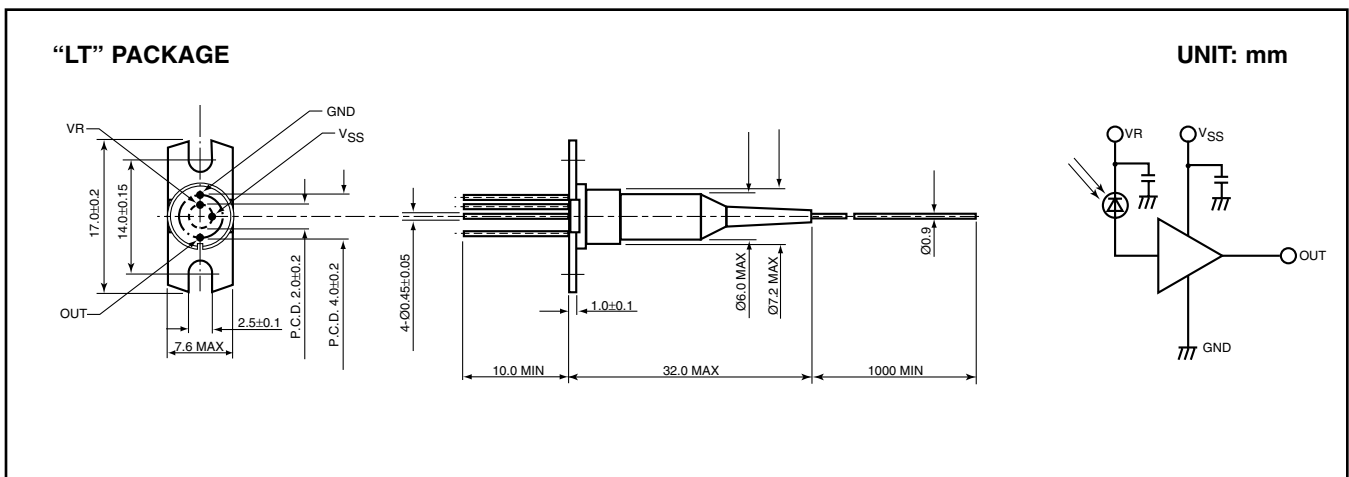
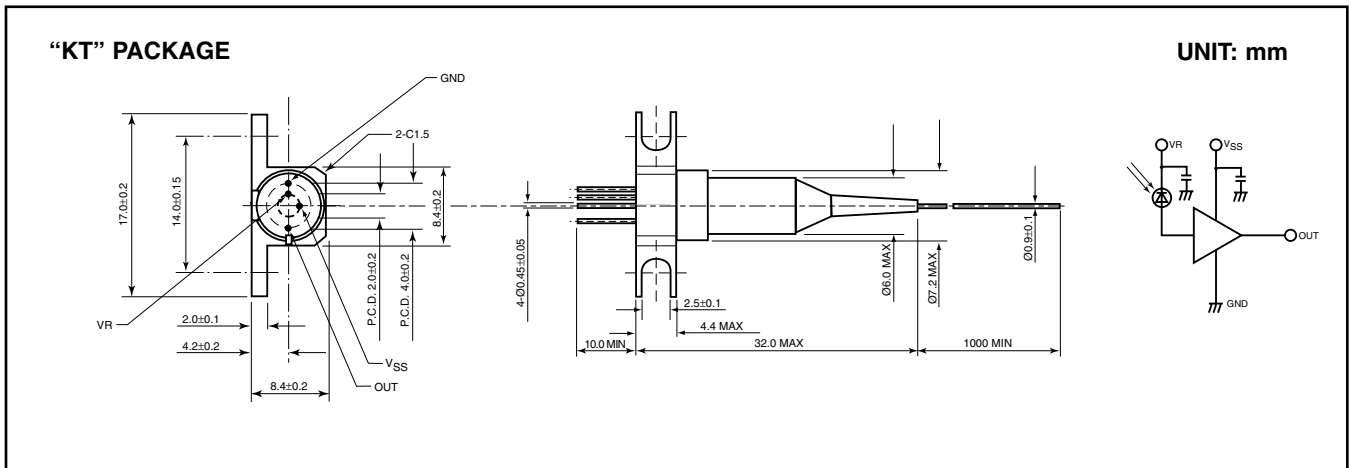
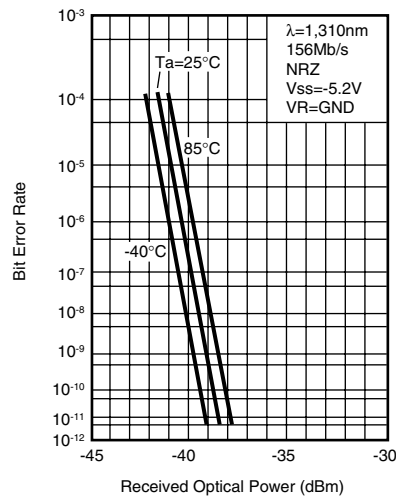


Fig. 5 Bit Error Rate at 1,310nm and a 156Mbps NRZ $2^{23}-1$ PRBS for various case temperature



For further information please contact:

FUJITSU COMPOUND SEMICONDUCTOR, INC.

2355 Zanker Rd.
San Jose, CA 95131-1138, U.S.A.
Phone: (408) 232-9500
FAX: (408) 428-9111
www.fcsi.fujitsu.com

FUJITSU QUANTUM DEVICES EUROPE LTD.

Network House
Norreys Drive
Maidenhead, Berkshire SL6 4FJ
United Kingdom
TEL: +44 (0) 1628 504800
FAX: +44 (0) 1628 504888

**FUJITSU QUANTUM DEVICES
SINGAPORE PTE LTD.**

Hong Kong Branch

Rm. 1101, Ocean Centre, 5 Canton Rd. Tsim Sha Tsui,
Kowloon, Hong Kong
TEL: +852-23770226
FAX: +852-23763269

FUJITSU QUANTUM DEVICES LIMITED

Business Development Division
11th Floor, Hachioji Daiichi-Seimei Bldg.
3-20-6 Myojin-cho
Hachioji-city, Tokyo 192-0046, Japan
TEL: +81-426-43-5885
FAX: +81-426-43-5582

Fujitsu Limited reserves the right to change products and specifications without notice.
The information does not convey any license under rights of Fujitsu Limited or others.

© 1999 FUJITSU COMPOUND SEMICONDUCTOR, INC.
Printed in U.S.A. FCSI0199M200

CAUTION

Fujitsu Compound Semiconductor Products contain **gallium arsenide (GaAs)** which can be hazardous to the human body and the environment. For safety, observe the following procedures:

- Do not put this product into the mouth.
- Do not alter the form of this product into a gas, powder, or liquid through burning, crushing, or chemical processing as these by-products are dangerous to the human body if inhaled, ingested, or swallowed.
- Observe government laws and company regulations when discarding this product. This product must be discarded in accordance with methods specified by applicable hazardous waste procedures.