

# JA3503G

# DELAYING RELAY



### Features

- Solid base design, stable structure
- Maturing circuit, stable and reliable performances
- Surface mounting technology, advanced craftwork

### Typical Applications

Delaying control of lamp & radiator

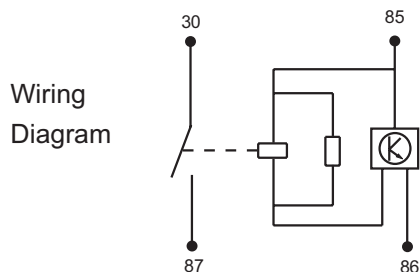
## CHARACTERISTICS

Norminal voltage	12VDC	Electrical endurance	1×10 <sup>5</sup> OPS (at nomi. vol.)
Operating voltage range	9VDC to 16VDC	Ambient temperature	-40°C to 85°C
Contact rating	Resistive: 15A 13.5VDC	Vibration resistance	10Hz to 200Hz 49m/s <sup>2</sup> (5g)
	Lamp: 5A 13.5VDC	Shock resistance	196m/s <sup>2</sup> (20g)
Delaying time <sup>1)</sup>	600s ± 60s	Weight	Approx. 40g
Operate voltage	9.0VDC max.	Mechanical data	cover retention (pull & push): 250N min.
Release voltage	1.2VDC min.		terminal retention (pull & push): 110N min.

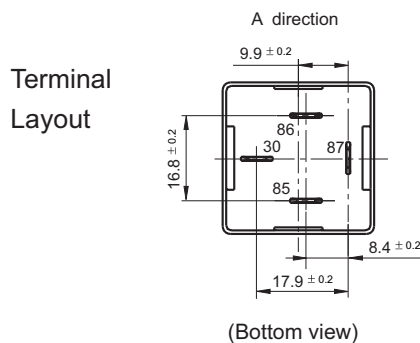
1) When demand of time delay is different from above, please contact Hongfa for more technology support.

## OUTLINE DIMENSIONS AND WIRING DIAGRAM

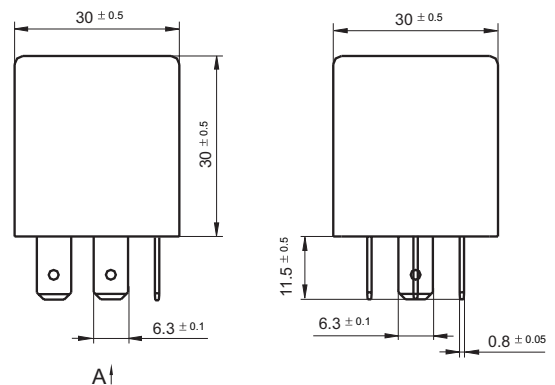
Unit: mm



1. As shown in left wiring diagram, for JA3503G, terminal 30 is connected with anode of 12VDC, terminal 86 with cathode of battery, and terminal 85 with triggering switch, terminal 87 with load.
2. Terminal 85 serves as switch for on and off. Once terminal 85 gets high potential (9VDC to 16VDC), contact of inner relay will close, terminal 87 and 30 will switch on. When terminal 85 gets low potential (0VDC to 1.2VDC), after 600s±60s, terminal 87 and 30 will switch off.
3. If terminal 85 is triggering again (down- trigger) during delaying period, terminal 30 and 87 with switch off.
4. Energizing time of high potential for terminal 85 shall not be less than 0.3s.



Outline Dimensions



HONGFA RELAY

ISO9001、ISO/TS16949、ISO14001、OHSAS18001 CERTIFIED

2007 Rev. 1.00