

# JA3505

# FOG-LAMP CONTROLLER



### Features

- Special integrate circuit, good performance
- Solid base design, stable structure

### Typical Applications

Rear Fog Lamp control

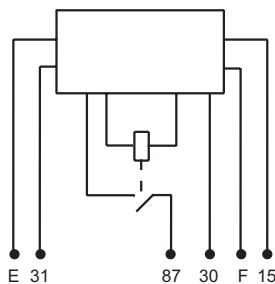
## CHARACTERISTICS

Norminal voltage	12VDC	Ambient temperature	-40°C to 85°C
Operating voltage range	9VDC to 16VDC	Vibration resistance	10Hz to 200Hz 49m/s <sup>2</sup> (5g)
Contact rating	Resistive: 15A 13.5VDC	Shock resistance	196m/s <sup>2</sup> (20g)
	Lamp: 5A 13.5VDC	Weight	Approx. 35g
Voltage drop	100mV (at 5A)	Mechanical data	cover retention (pull & push): 250N min.
Electrical endurance	5×10 <sup>4</sup> OPS (at nomi. vol.)		terminal retention (pull & push): 110N min.

## OUTLINE DIMENSIONS AND WIRING DIAGRAM

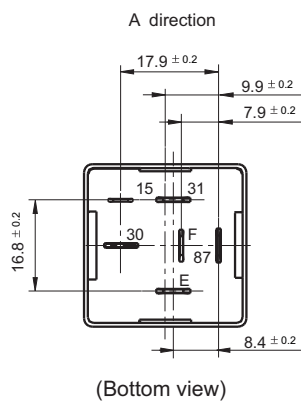
Unit: mm

Wiring Diagram

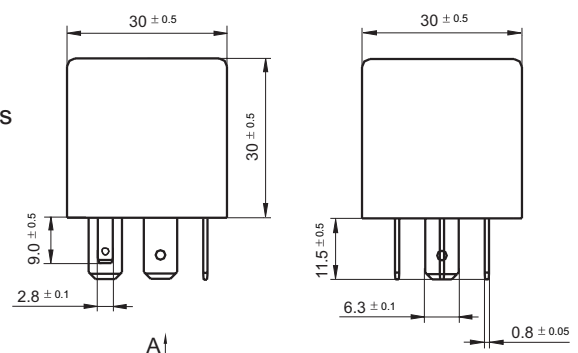


1. As shown in left wiring diagram, for JA3505, terminal 30 is connected with anode of 12VDC, terminal 31 with cathode, terminal F with switch, and terminal 87 with load.
2. Automotive fog lamp controlling: terminal 15 or F is series as enable input (high potential is 9VDC to 16VDC), terminal E serves as switching signal, and once terminal E gets triggering signal (up trigger), the lamp load statue will be changed, from off to on, or from bright to off, if triggered again and again, it would change in cycle.

Terminal Layout



Outline Dimensions



HONGFA RELAY

ISO9001、ISO/TS16949、ISO14001、OHSAS18001 CERTIFIED

2007 Rev. 1.00