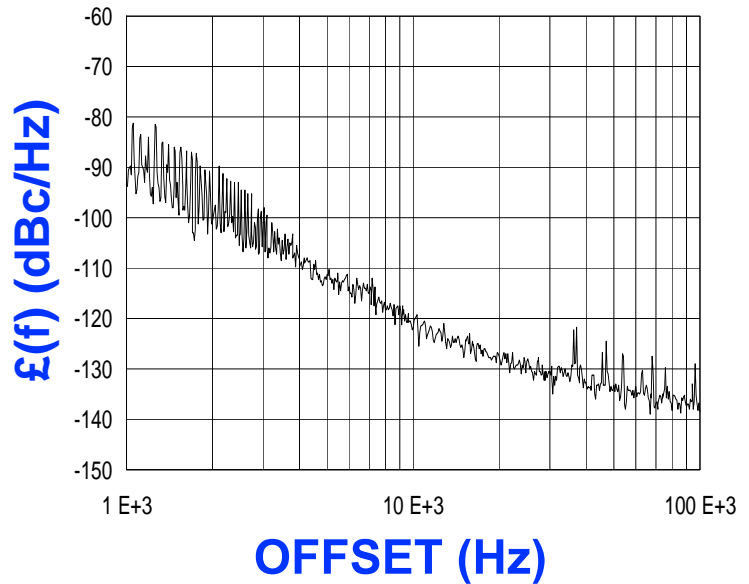




PHASE NOISE (1 Hz BW, typical)



FEATURES

- Frequency Range: 136 - 174 MHz
- Tuning Voltage: 0.5-4.5 Vdc
- MINI-16 - Style Package

APPLICATIONS

- RF Modems
- Earthstations
- Test Instrumentation

PERFORMANCE SPECIFICATIONS

	VALUE	UNITS
Oscillation Frequency Range	136 - 174	MHz
Phase Noise @ 10 kHz offset (1 Hz BW, typ.)	-122	dBc/Hz
Harmonic Suppression (2nd, typ.)	-17	dBc
Tuning Voltage	0.5-4.5	Vdc
Tuning Sensitivity (avg.)	14	MHz/V
Power Output	8±2	dBm
Load Impedance	50	Ω
Input Capacitance (max.)	1000	pF
Pushing	<1	MHz/V
Pulling (14 dB Return Loss, Any Phase)	<0.5	MHz
Operating Temperature Range	25	°C
Package Style	MINI-16	

POWER SUPPLY REQUIREMENTS

Supply Voltage (Vcc, nom.)	5	Vdc
Supply Current (Icc, typ.)	17	mA

All specifications are typical unless otherwise noted and subject to change without notice.

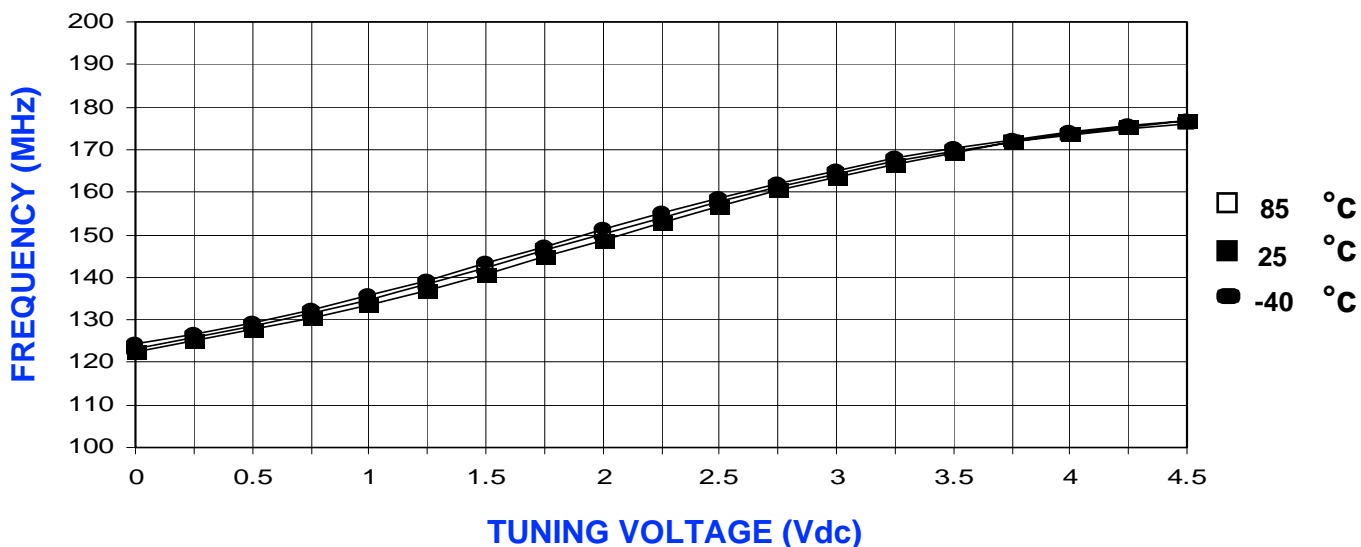
APPLICATION NOTES

- AN-100/1 : Mounting and Grounding of VCOs
- AN-102 : Proper Output Loading of VCOs
- AN-107 : How to Solder Z-COMM VCOs

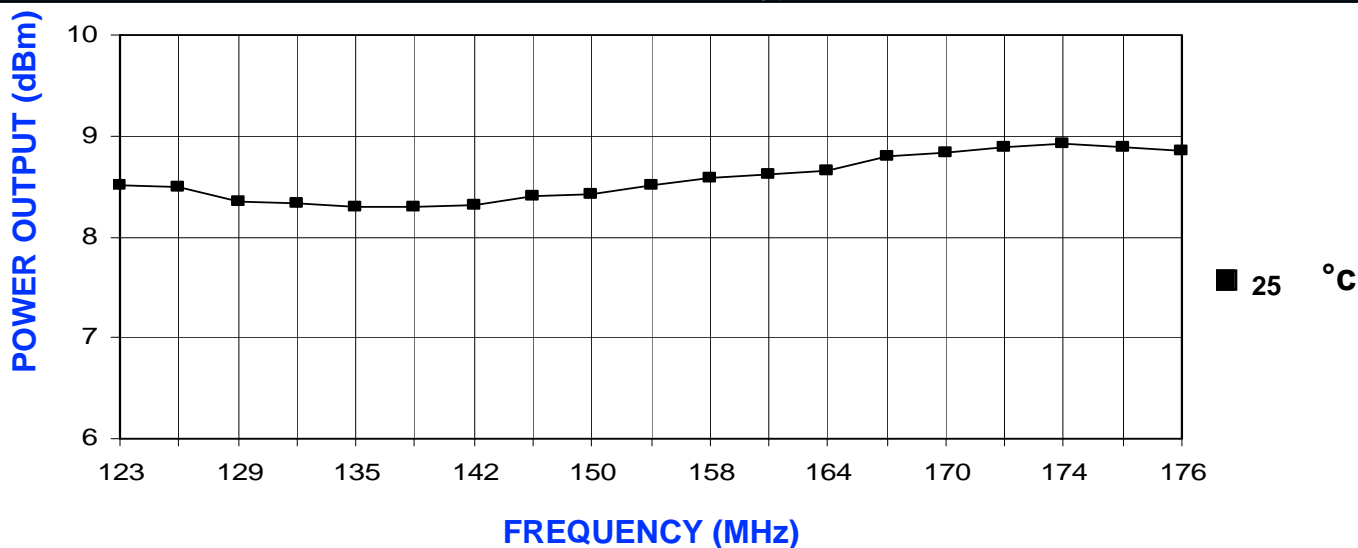
NOTES:

PCB plating is Nickel/Gold. This supercedes the statement below in Note 1 under Physical Dimentions, "... boards are solder plated...".

TUNING CURVE, typ.



POWER CURVE, typ.



PHYSICAL DIMENSIONS

