

PEX 8111

Features

General Features

- Forward and Reverse bridging
- 144-ball BGA package with standard 1.0 mm pitch (13mm x 13mm)
- Alternative fine-pitch BGA package (10mm x 10mm)
- Low power – 400 milliwatts
- EEPROM configuration option with SPI
- Internal 8Kbyte shared RAM
- 1.5 V core supply voltage
- JTAG
- Four (4) GPIO pins for maximum design flexibility
- Extensive PME support including D0 and D0_{Active}, D1, D2 and D3_{Hot} and D3_{Cold}
- Lead-free packaging available

Integrated PCI Express Interface

- PCI Express Base 1.0a compliant
- x1 Link, dual-simplex, 2.5 Gbps per direction
- One virtual channel
- Automatic LVDS polarity reversal
- 128 byte maximum payload size
- Link CRC
- Link power management
- Flow control buffering
- PCI Express transaction queues for eight (8) outstanding TLPs

PCI Interface

- PCI v.3.0: 32 bits, up to 66 MHz
- PCI Power Management 1.1
- Internal arbiter supports up to 4 external masters; REQ#/GNT# signals
- 3.3V I/O and 5V tolerant PCI
- Message Signal Interrupt (MSI) support
- Provides PCI clock output
- Four mailbox registers for messaging
- VGA and ISA Enable registers for legacy operation



ExpressLane™ PCI Express to PCI Bridge

Reversible Bridge in a Tiny Package

The PLX Technology PEX 8111 bridge enables designers to migrate legacy PCI bus interfaces to the new advanced serial PCI Express. This is ideal for including existing PCI ICs on a PCI Express™ Adapter Board, such as the new ExpressCard™ or AdvancedMC™ standards. Both the standard BGA package and the tiny 10mm x 10mm fine-pitch package offering make the PEX 8111 bridge well suited for applications where board real estate is at a premium. With its low power 0.15 micron CMOS design, the PEX 8111 consumes only about 400 mW of power.

Forward and Reverse Bridging

The PEX 8111 supports **forward and reverse bridging** as defined by the PCI Express-to-PCI/PCI-X Bridge Specification 1.0. In forward mode, the bridge allows legacy PCI chips and adapters to be used with new PCI Express processor systems. Reverse bridge operation allows conventional PCI processors and chipsets to configure and control advanced PCI Express switches and endpoints. The reverse PEX 8111 not only allows complete configuration of a downstream PCI Express system from the PCI bus, but it also handles limited PCI Express root functions for reverse interrupt and Power Management Events.

Block Diagram

The PEX 8111 is equipped with a standard PCI Express port that operates as a single, x1 link with a maximum of 250 Megabytes per second of throughput per transmit and receive direction. The single 2.5 Gbps integrated SerDes delivers the highest bandwidth with the lowest possible pin count using LVDS technology.

The PEX 8111 has a single parallel bus segment supporting the PCI v.3.0 protocol, and a 32-bit wide parallel data path running up to 66MHz.

The device supports internal queues with flow control features to optimize throughput and traffic flow.

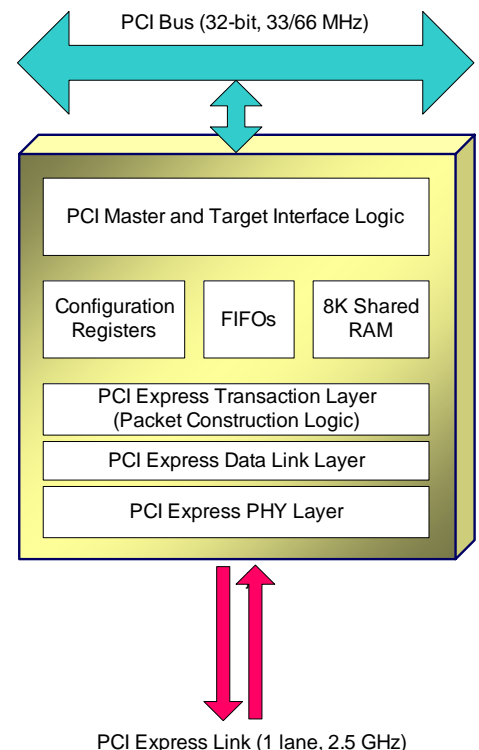


Figure 1. PEX 8111 Block Diagram

Design Applications

ExpressCard™ Adapter – Forward Bridge

The PEX 8111 can be used to quickly upgrade legacy PCI adapter board designs to be compatible with PCI Express standard interface slots. In Figure 2, an existing CardBus™ IC is converted for use on an ExpressCard™ with the addition of the single-chip PEX 8111.

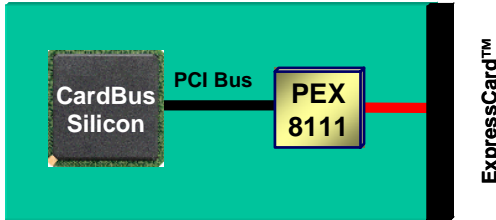


Figure 2. Forward Bridge in ExpressCard™

Embedded Host Platform – Reverse Bridge

The PEX 8111 supports Reverse bridging, enabling designers to utilize the latest PCI Express silicon with widely entrenched PCI host systems. Reverse bridging allows the host processor to reside on the PCI bus; the PEX 8111 will accept configuration cycles from the PCI side and manage the PCI Express interface as a secondary entity within the PCI software model as in Figure 3.

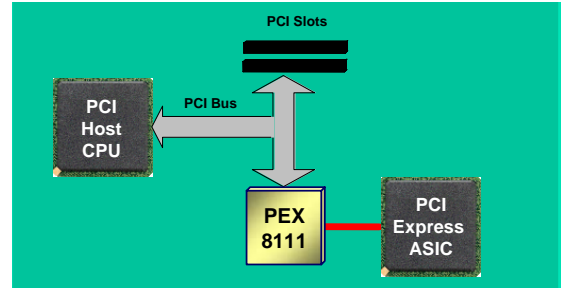


Figure 3. Reverse Bridge with PCI CPU

Development Tools

PEX 8111 Reference Design Kits (RDK) enable rapid customer design. The Reverse Bridge RDK (Figure 4) includes a standard PCI connector (card-edge) and a standard PCI Express slot on the secondary side. The Forward Bridge RDK (Figure 5) includes the PEX 8111 with a single x1 PCI Express port (card-edge) and four PCI slots on the secondary side. Each PEX 8111RDK can be installed in a motherboard to evaluate PEX 8111 features and validate customer software.

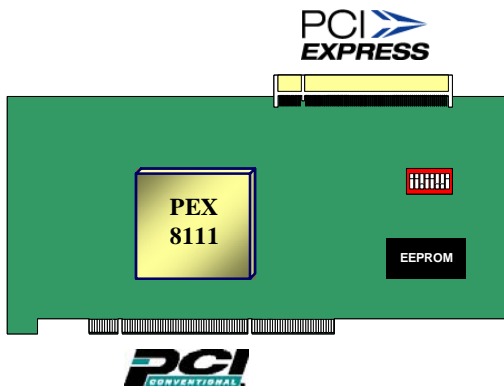


Figure 4. Reverse Bridge RDK




Figure 5. Forward Bridge RDK



PLX Technology, Inc.
870 Maude Ave.
Sunnyvale, CA 94085 USA
Tel: 1-408-774-9060
Fax: 1-408-774-2169
Email: info@plxtech.com
Web Site: www.plxtech.com

Product Ordering Information

Part Number	Description
PEX8111-BB66BC	PCI Express to PCI Bridge, Standard BGA Package
PEX8111-BB66FBC	PCI Express to PCI Bridge, Fine-pitch BGA Package
PEX8111-BB66BC F	PCI Express to PCI Bridge, Standard BGA Package, Lead-Free
PEX8111-BB66FBC F	PCI Express to PCI Bridge, Fine-pitch BGA Package, Lead-Free
PEX8111RDK-F	Forward Bridge Reference Design Kit
PEX8111RDK-R	Reverse Bridge Reference Design Kit