

# SKiiP 02AC066V1



MiniSKiiP®0

## 3-phase bridge inverter

### SKiiP 02AC066V1

#### Preliminary Data

#### Features

- Trench IGBTs
- Robust and soft freewheeling diodes in CAL technology
- Highly reliable spring contacts for electrical connections
- UL recognised file no. E63532

#### Typical Applications

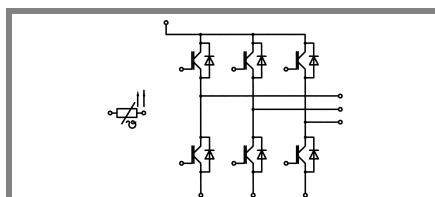
- Inverter up to 5 kVA
- Typical motor power 2,2 kW

#### Remarks

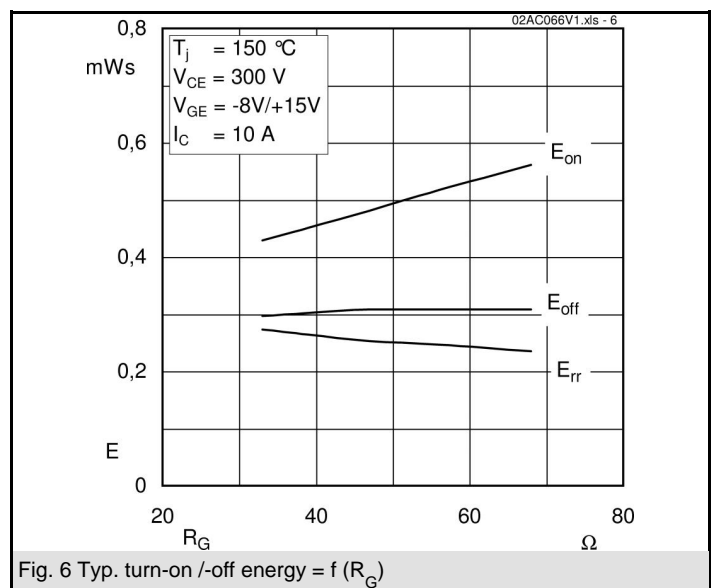
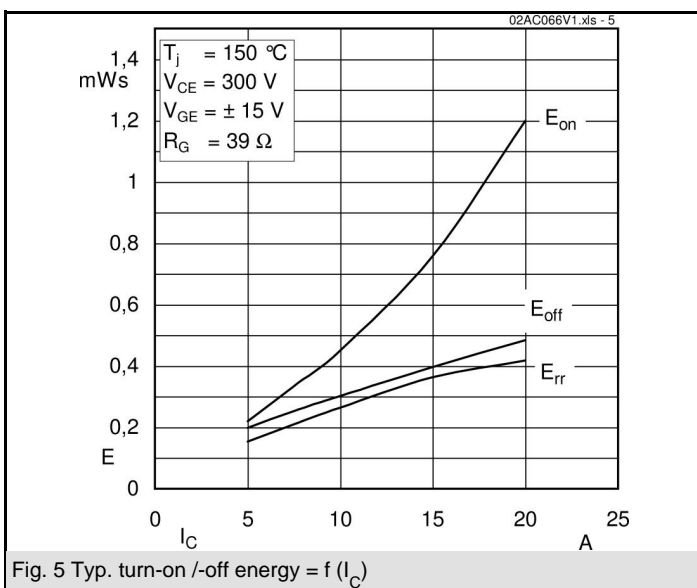
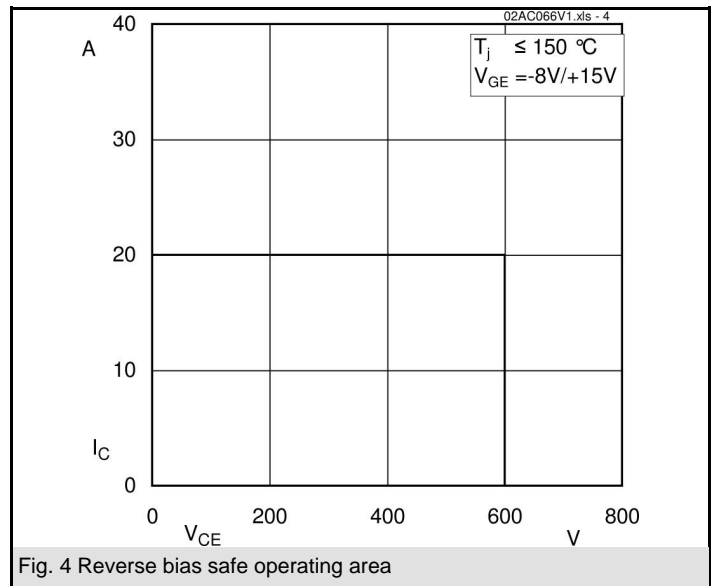
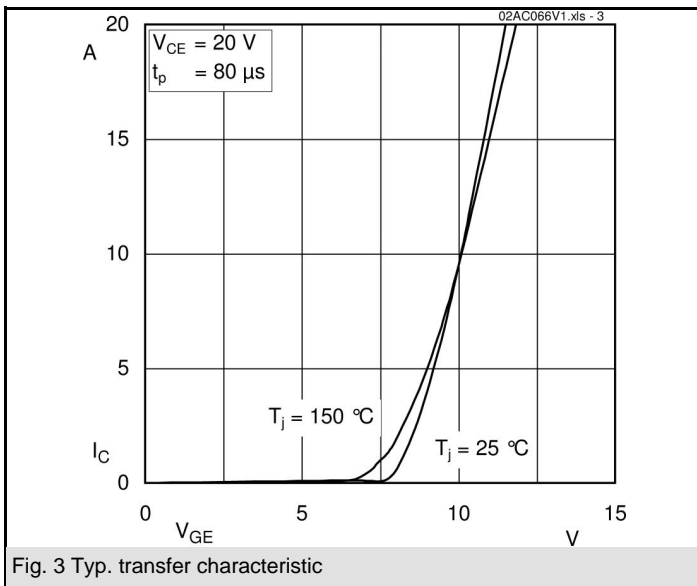
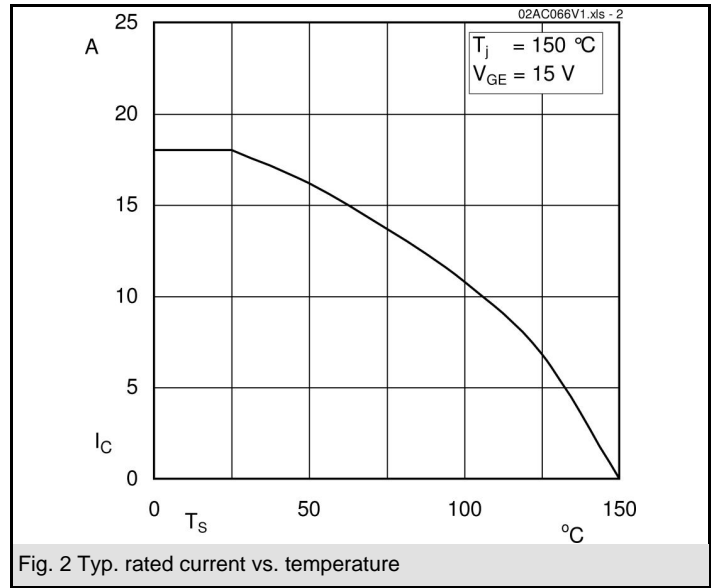
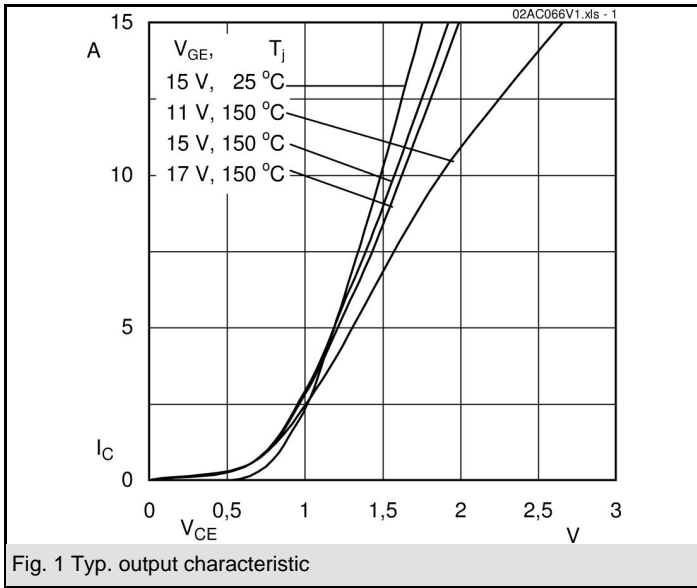
- Case temperature limited to  $T_C = 125^\circ\text{C}$  max.
- Product reliability results are valid for  $T_j = 150^\circ\text{C}$
- SC data:  $t_p \leq 6 \mu\text{s}$ ;  $V_{GE} \leq 15 \text{ V}$ ;  $T_j = 150^\circ\text{C}$ ;  $V_{CC} = 360 \text{ V}$
- $V_{CEsat}$ ,  $V_F =$  chip level value

Absolute Maximum Ratings		$T_S = 25^\circ\text{C}$ , unless otherwise specified	
Symbol	Conditions	Values	Units
<b>IGBT - Inverter</b>			
$V_{CES}$		600	V
$I_C$	$T_S = 25 (70)^\circ\text{C}, T_j = 150^\circ\text{C}$	17 (14)	A
$I_C$	$T_S = 25 (70)^\circ\text{C}, T_j = 175^\circ\text{C}$	20 (16)	A
$I_{CRM}$	$t_p = 1 \text{ ms}$	20	A
$V_{GES}$		$\pm 20$	V
$T_j$		-40...+175	$^\circ\text{C}$
<b>Diode - Inverter</b>			
$I_F$	$T_S = 25 (70)^\circ\text{C}, T_j = 150^\circ\text{C}$	20 (15)	A
$I_F$	$T_S = 25 (70)^\circ\text{C}, T_j = 175^\circ\text{C}$	20 (18)	A
$I_{FRM}$	$t_p = 1 \text{ ms}$	20	A
$T_j$		-40...+175	$^\circ\text{C}$
$I_{RMS}$	per power terminal (20 A / spring)	20	A
$T_{stg}$	$T_{op} \leq T_{stg}$	-40...+125	$^\circ\text{C}$
$V_{isol}$	AC, 1 min.	2500	V

Characteristics		$T_S = 25^\circ\text{C}$ , unless otherwise specified			
Symbol	Conditions	min.	typ.	max.	Units
<b>IGBT - Inverter</b>					
$V_{CEsat}$	$I_{Cnom} = 10 \text{ A}, T_j = 25 (150)^\circ\text{C}$	1,1	1,45 (1,65)	1,85 (2,05)	V
$V_{GE(th)}$	$V_{GE} = V_{CE}, I_C = 1 \text{ mA}$		5,8		V
$V_{CE(TO)}$	$T_j = 25 (150)^\circ\text{C}$		0,9 (0,7)	1,1 (1)	V
$r_T$	$T_j = 25 (150)^\circ\text{C}$		60 (100)	80 (110)	m $\Omega$
$C_{ies}$	$V_{CE} = 25 \text{ V}, V_{GE} = 0 \text{ V}, f = 1 \text{ MHz}$		0,58		nF
$C_{oes}$	$V_{CE} = 25 \text{ V}, V_{GE} = 0 \text{ V}, f = 1 \text{ MHz}$		0,12		nF
$C_{res}$	$V_{CE} = 25 \text{ V}, V_{GE} = 0 \text{ V}, f = 1 \text{ MHz}$		0,06		nF
$R_{CC+EE'}$	spring contact-chip $T_S = 25 (150)^\circ\text{C}$				m $\Omega$
$R_{th(j-s)}$	per IGBT		2		K/W
$t_{d(on)}$	under following conditions		28		ns
$t_r$	$V_{CC} = 300 \text{ V}, V_{GE} = -15\text{V}/+15\text{V}$		30		ns
$t_{d(off)}$	$I_{Cnom} = 10 \text{ A}, T_j = 150^\circ\text{C}$		190		ns
$t_f$	$R_{Gon} = R_{Goff} = 39 \Omega$		37		ns
$E_{on}(E_{off})$	inductive load		0,45 (0,3)		mJ
<b>Diode - Inverter</b>					
$V_F = V_{EC}$	$I_{Fnom} = 10 \text{ A}, T_j = 25 (150)^\circ\text{C}$		1,3 (1,3)	1,6 (1,6)	V
$V_{(TO)}$	$T_j = 25 (150)^\circ\text{C}$		0,9 (0,8)	1 (0,9)	V
$r_T$	$T_j = 25 (150)^\circ\text{C}$		40 (50)	60 (70)	m $\Omega$
$R_{th(j-s)}$	per diode		2,5		K/W
$I_{RRM}$	under following conditions		13,5		A
$Q_{rr}$	$I_{Fnom} = 10 \text{ A}, V_R = 300 \text{ V}$		1,3		$\mu\text{C}$
$E_{rr}$	$V_{GE} = 0 \text{ V}, T_j = 150^\circ\text{C}$		0,3		mJ
	$di_F/dt = 600 \text{ A}/\mu\text{s}$				
<b>Temperature Sensor</b>					
$R_{ts}$	3 %, $T_r = 25 (100)^\circ\text{C}$		1000(1670)		$\Omega$
<b>Mechanical Data</b>					
m			21,5		g
$M_s$	Mounting torque	2		2,5	Nm



AC



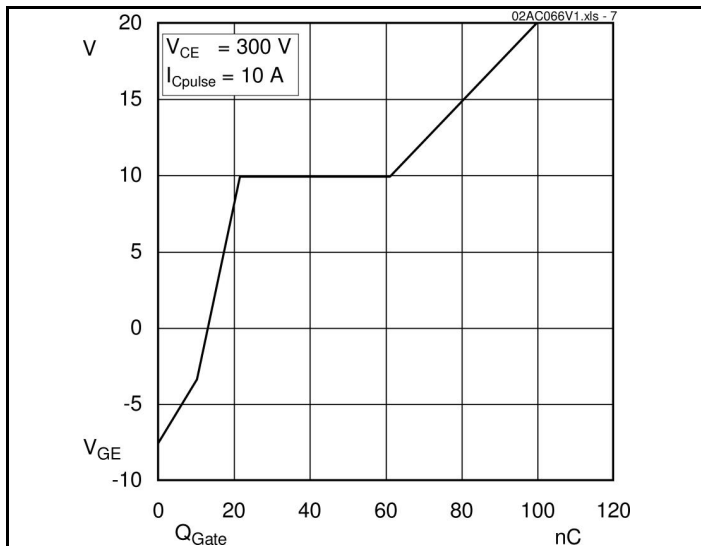


Fig. 7 Typ. Gate charge characteristic

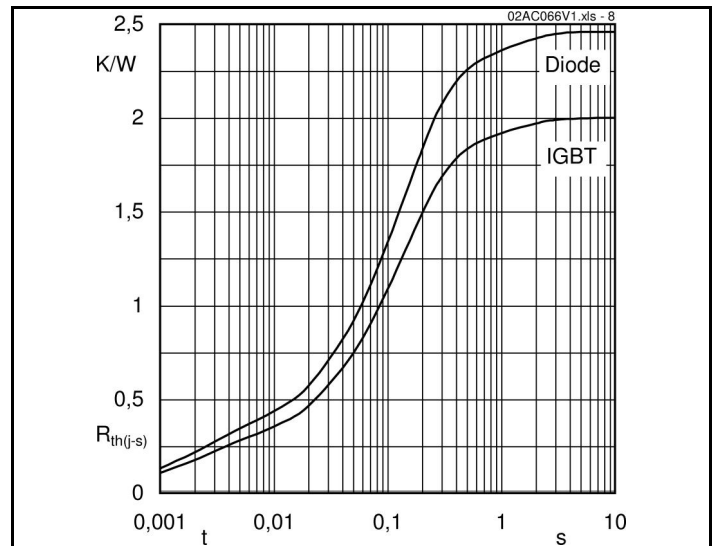


Fig. 8 Typ. thermal impedance

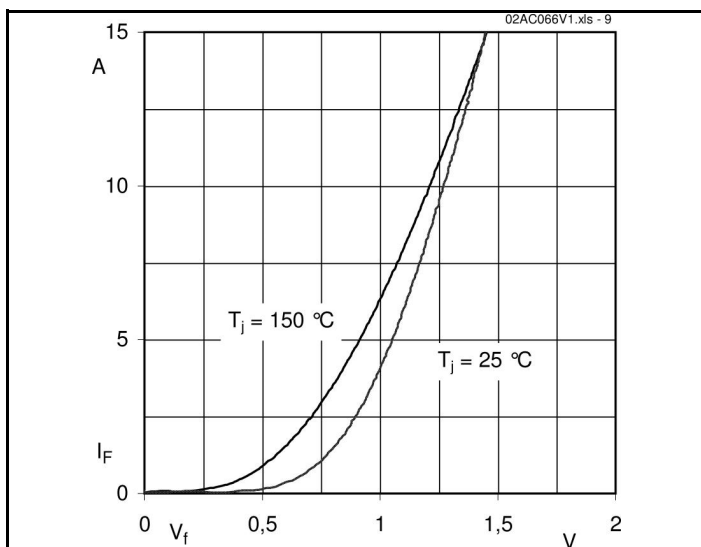
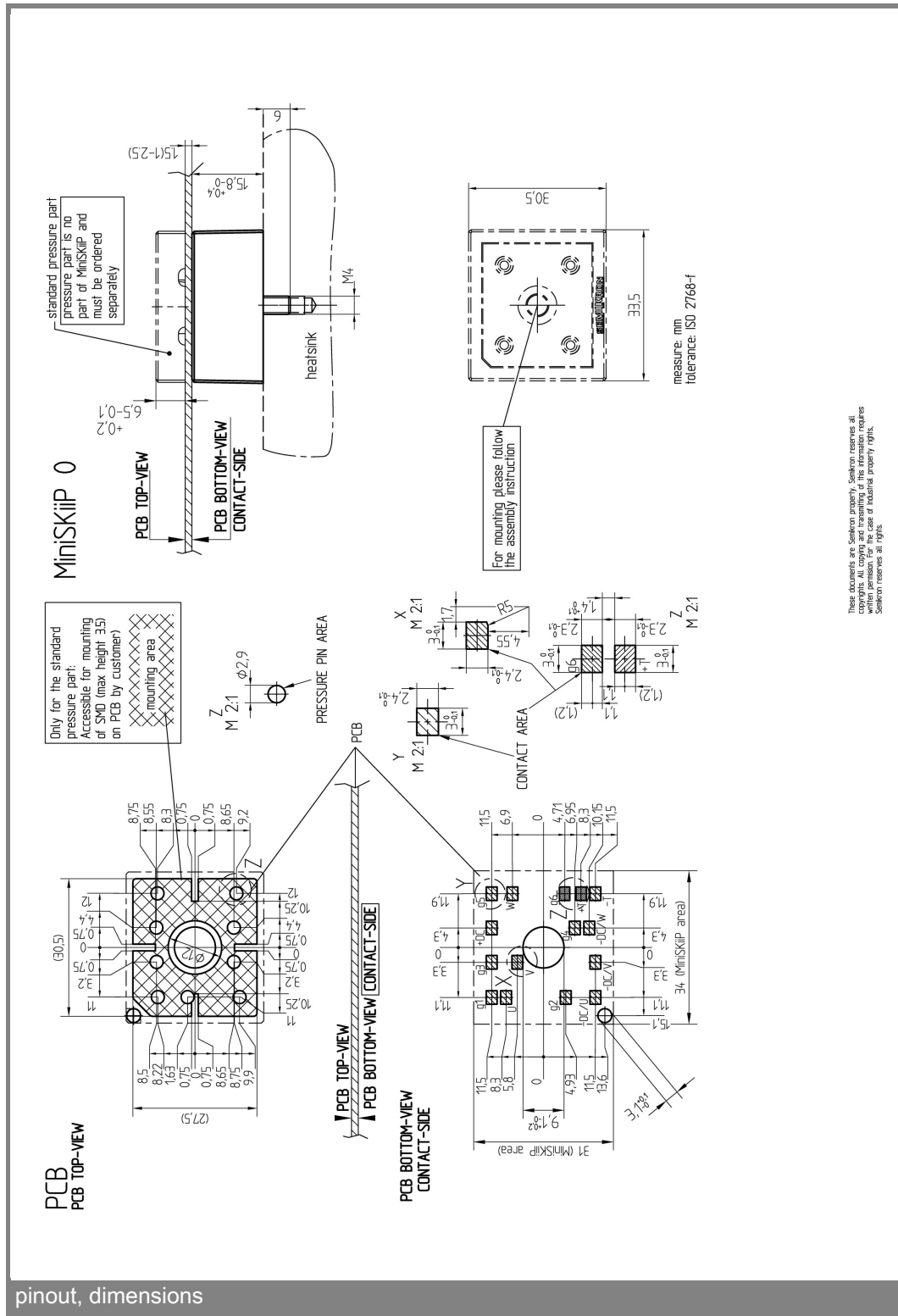
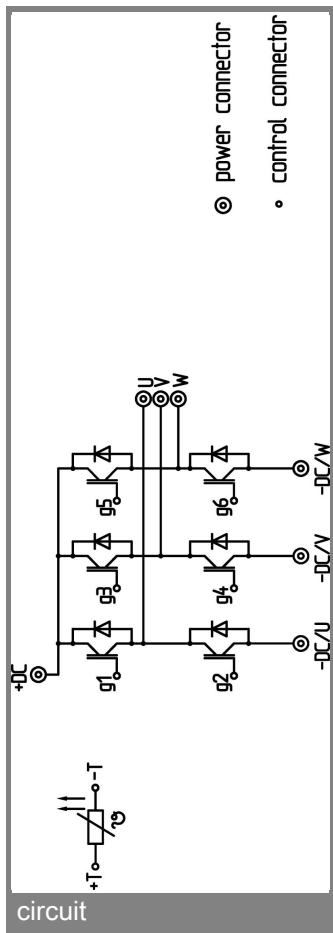


Fig. 9 Typ. freewheeling diode forward characteristic



This document is customer property. Customer reserves all  
copyrights. All copying and transferring of this information requires  
written permission. In the case of industrial property rights,  
Semikron reserves all rights.

This is an electrostatic discharge sensitive device (ESDS), international standard IEC 60747-1, Chapter IX.

This technical information specifies semiconductor devices but promises no characteristics. No warranty or guarantee expressed or implied is made regarding delivery, performance or suitability.