



CHENMKO ENTERPRISE CO.,LTD

1SS400GPT

SURFACE MOUNT SWITCHING DIODE

VOLTAGE 90 Volts CURRENT 0.1 Ampere

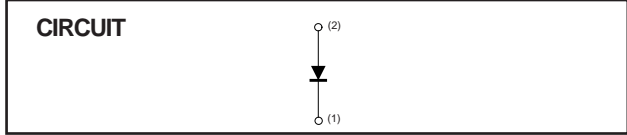
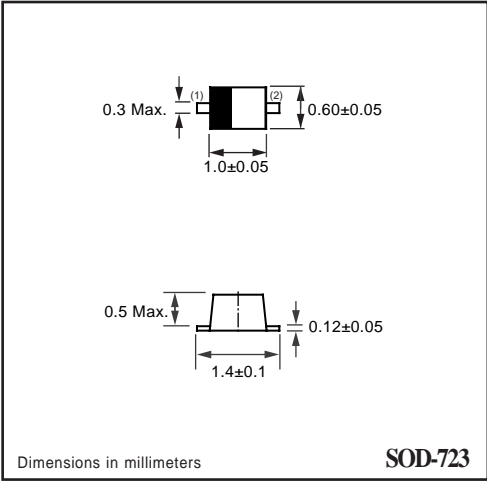

Lead free devices

APPLICATION
* Ultra high speed switching

FEATURE
* Small surface mounting type. (SOD-723)
* High speed. (TRR=1.2nSec Typ.)
* Suitable for high packing density.
* Peak forward current is 225mA.
* Lead free devices

CONSTRUCTION
* Silicon epitaxial planar

MARKING
* 7



MAXIMUM RATINGS (At TA = 25°C unless otherwise noted)

RATINGS	SYMBOL	1SS400GPT	UNITS
Maximum Recurrent Peak Reverse Voltage	VRRM	90	Volts
Maximum RMS Voltage	VRMS	63	Volts
Maximum DC Blocking Voltage	VDC	80	Volts
Maximum Average Forward Rectified Current	Io	0.1	Amps
Peak Forward Surge Current at 1Sec.	IFSM	0.5	Amps
Typical Junction Capacitance between Terminal (Note 1)	CJ	3.0	pF
Maximum Reverse Recovery Time (Note 2)	TRR	4.0	nSec
Maximum Operating Temperature Range	TJ	+125	°C
Storage Temperature Range	TSTG	-55 to +125	°C

ELECTRICAL CHARACTERISTICS (At TA = 25°C unless otherwise noted)

CHARACTERISTICS	SYMBOL	1SS400GPT	UNITS
Maximum Instantaneous Forward Voltage at If= 100mA	VF	1.20	Volts
Maximum Average Reverse Current at VR= 80V	IR	0.1	uAmps

- NOTES : 1. Measured at 1.0 MHz and applied reverse voltage of 0.5 volts.
2. Measured at applied forward current of 10mA , reverse voltage of 6.0 volts and RL=100 ohms.
3. ESD sensitive product handling required.

RATING CHARACTERISTIC CURVES (1SS400GPT)

FIG. 1 - SURGE CURRENT CHARACTERISTICS

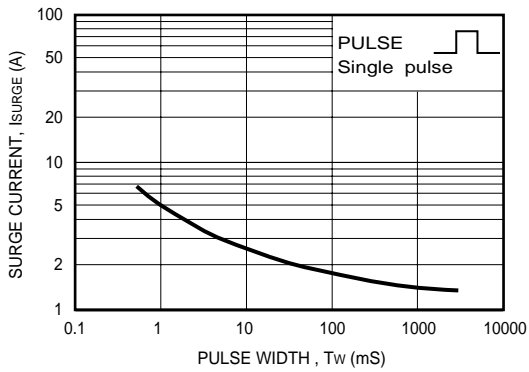


FIG. 2 - FORWARD CHARACTERISTICS

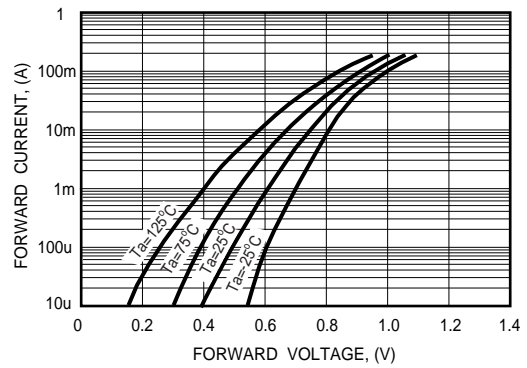


FIG. 3 - TYPICAL JUNCTION CAPACITANCE

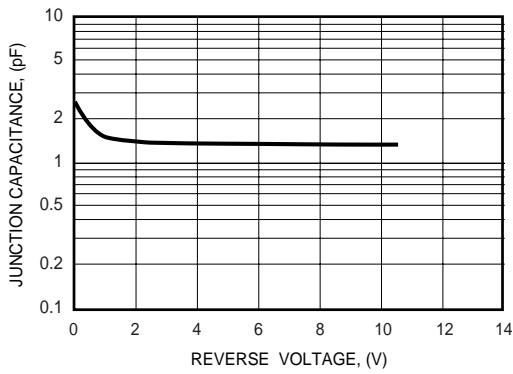


FIG. 4 - REVERSE CHARACTERISTICS

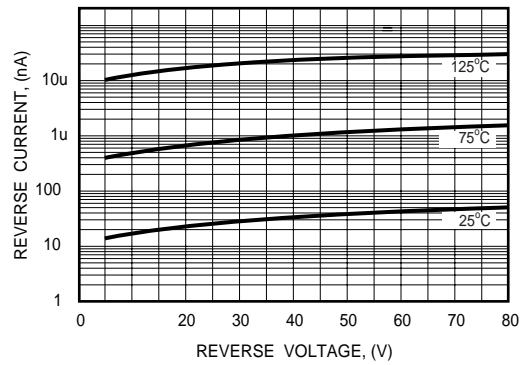


FIG. 5 - REVERSE RECOVERY TIME

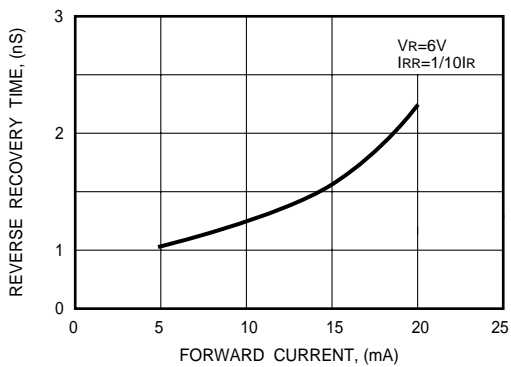


FIG. 6 - REVERSE RECOVERY TIME MEASUREMENT CIRCUIT

