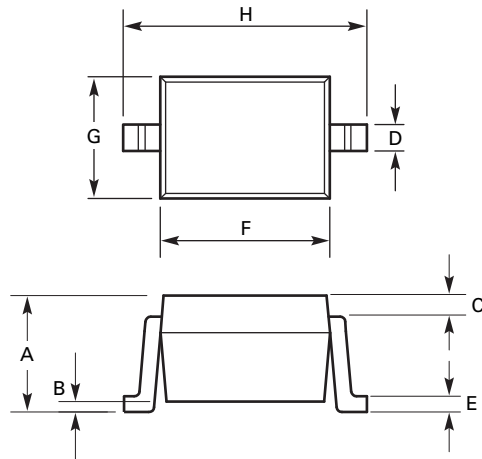


Package information - SOD323

Surface mounted, 2 pin package

Package outline



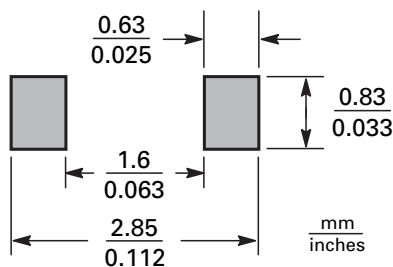
Top mark



Cathode terminal is to RIGHT HAND side of part mark
Part marking text displayed is for example only

DIM	Millimeters		DIM	Millimeters	
	Min.	Max.		Min.	Max.
A	0.91	1.16	E	0.127	0.200
B	0.00	0.10	F	1.52	1.77
C	-	-	G	1.11	1.37
D	0.33	0.40	H	2.46	2.71

Soldering footprint

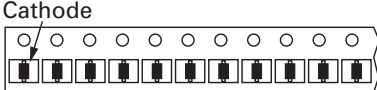


Package information - SOD323

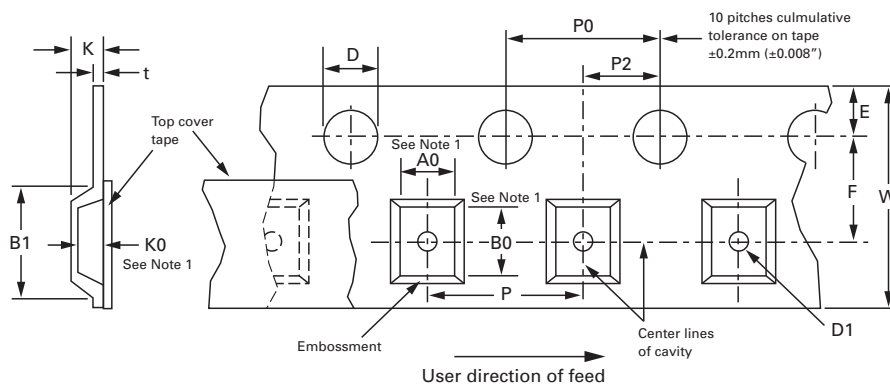
Nominal weight

Nominal weight per device 4.9mg.

Tape and reel information

Orientation	Tape width (mm)	Reel size (inches)	No. of components	Tape option indicator
	8	7	3,000	TA
	8	13	10,000	TC

Embossed carrier tape configuration



Dimensions mm (inches)	Tape size (mm)			
	8	12	16	24
A0, B0, K0	See note*	See note*	See note*	See note*
B1 (max.)	4.55 (0.179)	8.20 (0.323)	12.10 (0.476)	20.10 (0.791)
D	1.50 + 0.10 - 0.00	1.50 + 0.10 - 0.00	1.50 + 0.10 - 0.00	1.50 + 0.10 - 0.00
D1 (max.)	1.00 (0.039)	1.50 (0.059)	1.50 (0.059)	1.50 (0.059)
E	1.75 ± 0.10	1.75 ± 0.10	1.75 ± 0.10	1.75 ± 0.10
F	3.50 ± 0.10 (0.138 ± 0.004)	5.50 ± 0.05 (0.217 ± 0.002)	7.50 ± 0.10 (0.295 ± 0.004)	11.50 ± 0.10 (0.453 ± 0.004)
P	4.00 ± 0.10 (0.157 ± 0.004)	4.00 ± 0.10 (0.157 ± 0.004) 8.00 ± 0.10 (0.315 ± 0.004)	4.00 ± 0.10 (0.157 ± 0.004) 8.00 ± 0.10 (0.315 ± 0.004) 12.00 ± 0.10 (0.472 ± 0.004)	4.00 ± 0.10 (0.157 ± 0.004) to 20.00 ± 0.10 (0.787 ± 0.004) in 4.00 (0.157) increments
P0	4.00 ± 0.10	4.00 ± 0.10	4.00 ± 0.10	4.00 ± 0.10
P2	2.00 ± 0.05	2.00 ± 0.05	2.00 ± 0.05	2.00 ± 0.05
t (max.)	0.40	0.40	0.40	0.40
W	8.00 (0.315)	12.00 ± 0.30 (0.472 ± 0.012)	16.30 (0.642)	24.30 (0.957)

NOTES:

* A0, B0 and K0 dimensions are determined with respect to EIA/JEDEC rotational and lateral movement requirements (see fig. 1).

Package information - SOD323

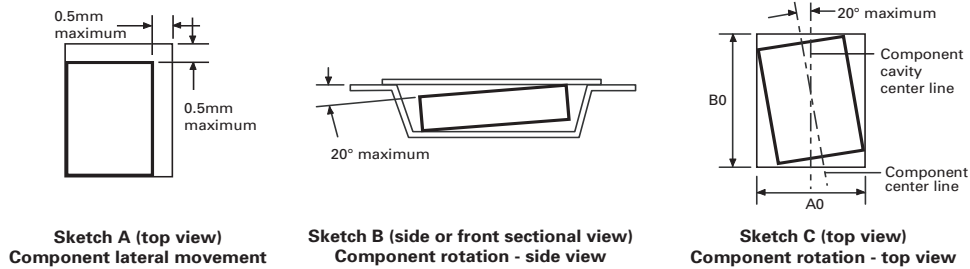
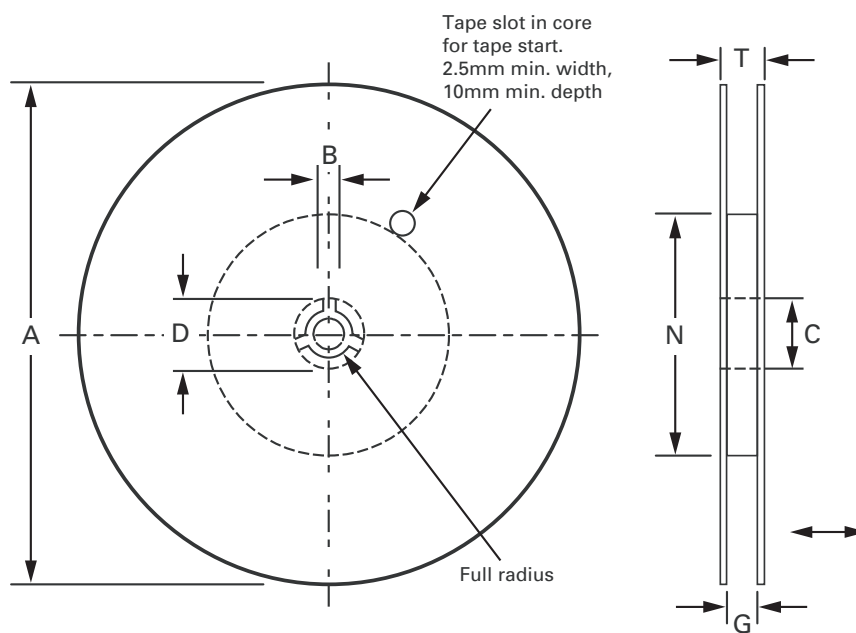


Figure 1 - rotational and lateral movement

Reel configuration



Tape option	A max.	B min.	C	D min.	N min.
TA	179 (7.047)	1.5 (0.06)	13.00 - 13.02 (0.512 - 0.52)	25.0 (0.984)	50 (1.969)
TC	330 (12.992)			20.2 (0.795)	

Tape size	G	T max.
8mm	8.4 -9.9 (0.33 - 0.39)	14.4 (0.567)
12mm	12.4 -16.4 (0.49 - 0.569)	18.4 (0.724)
16mm	16.4 -18.4 (0.65 - 0.729)	22.4 (0.882)
24mm	24.4 - 26.4 (0.96 - 1.039)	30.4 (1.197)

This publication is issued to provide outline information only which (unless agreed by the company in writing) may not be used, applied or reproduced for any purpose or form part of any order or contact or be regarded as a representation relating to the products or services concerned. The company reserves the right to alter without notice the specification, design, price or conditions of supply of any product or service.