



# BAS116WS

## SURFACE MOUNT, LOW LEAKAGE SWITCHING DIODE

**VOLTAGE** 100 Volts **POWER** 200mWatts

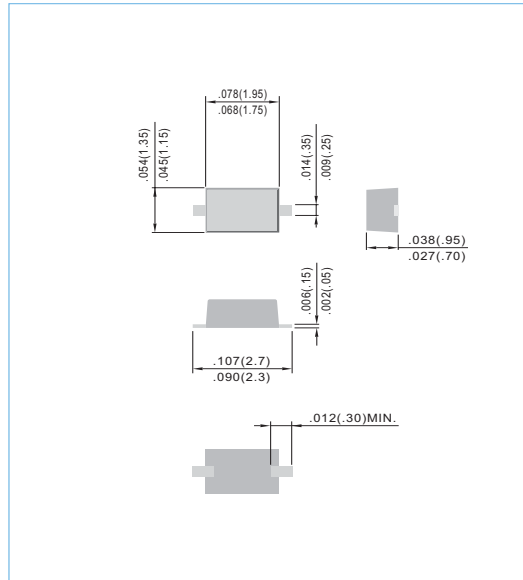
**SOD-323** Unit: inch (mm)

### FEATURES

- Surface mount package ideally suited for automatic insertion.
- Very low leakage current. 2pA typical at VR=75V.
- Low capacitance. 2pF max at VR=0V, f=1MHz
- In compliance with EU RoHS 2002/95/EC directives

### MECHANICAL DATA

- Case: SOD-323 plastic
- Terminals: Solderable per MIL-STD-750, Method 2026
- Approx weight: 0.00014 gram
- Marking: PA



### ABSOLUTE RATINGS (each diode)

PARAMETER	Symbol	Value	Units
Reverse Voltage	$V_R$	75	V
Peak Reverse Voltage	$V_{RM}$	100	V
Continuous Forward Current	$I_F$	0.2	A
Non-repetitive Peak Forward Surge Current at t=1.0us	$I_{FSM}$	2.0	A

### THERMAL CHARACTERISTICS

PARAMETER	Symbol	Value	Units
Power Dissipation (Note 1)	$P_{TOT}$	200	mW
Thermal Resistance, Junction to Ambient (Note 1)	$R_{\theta JA}$	625	$^{\circ}C/W$
Junction Temperature	$T_J$	-55 to 150	$^{\circ}C$
Storage Temperature	$T_{STG}$	-55 to 150	$^{\circ}C$

**NOTE:**

1. FR-5 Board = 1.0 x 0.75 x 0.062 in.



# BAS116WS

## ELECTRICAL CHARACTERISTICS (each diode) (TA=25°C, unless otherwise noted)

PARAMETER	Symbol	Test Condition	MIN.	TYP.	MAX.	Units
Reverse Breakdown Voltage	$V_{(BR)}$	$I_R=100 \mu A$	75			V
Reverse Current	$I_R$	$V_R=75 V$ $V_R=75 V, T_J=150 \text{ }^\circ C$		0.002 8.0	5 80	nA
Forward Voltage	$V_F$	$I_F=1 mA$ $I_F=10 mA$ $I_F=50 mA$ $I_F=150 mA$			0.9 1.0 1.1 1.25	V
Total Capacitance	$C_T$	$V_R=0 V, f=1 MHz$			2.0	pF
Reverse Recovery Time	$t_{rr}$	$I_F=I_R=10 mA, R_L=100 \Omega$			3.0	us

### CHARACTERISTIC CURVES (each diode)

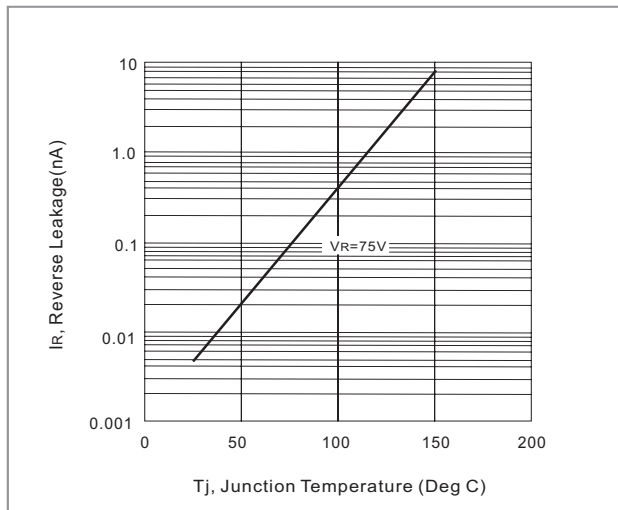


Fig. 1-Reverse Leakage vs. Junction Temperature

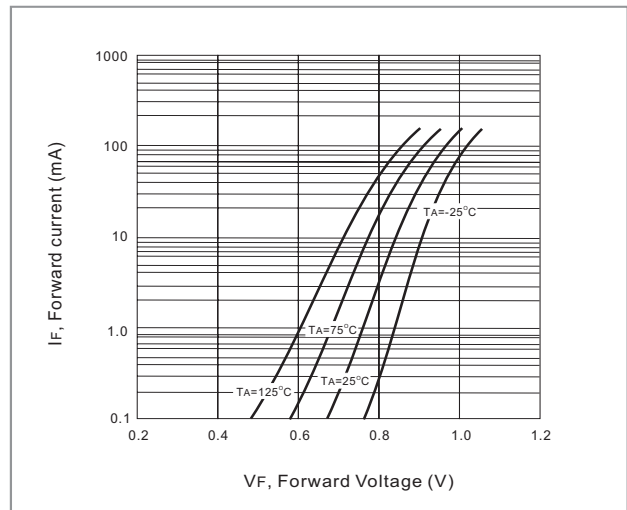


Fig. 2-Forward Current vs. Forward Voltage

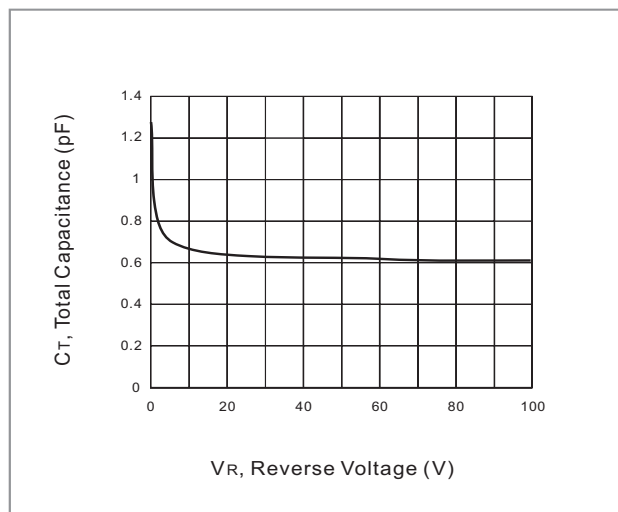
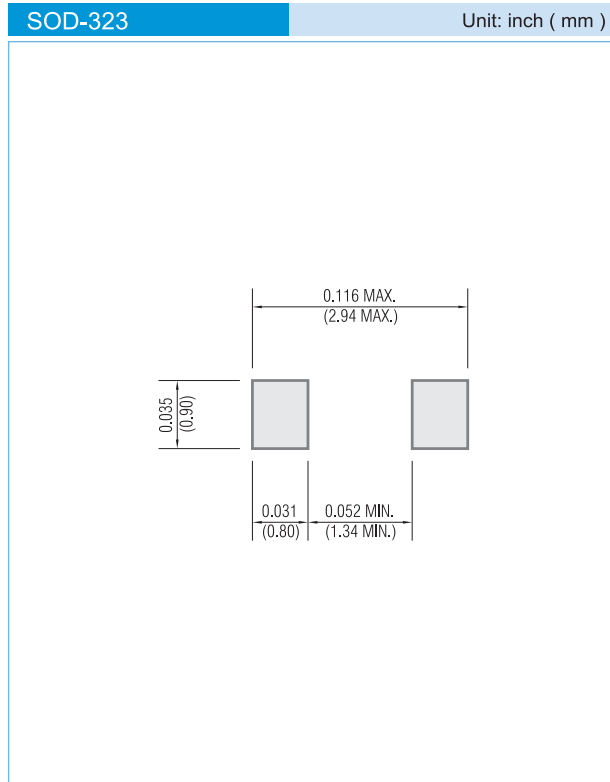


Fig. 3- Total capacitance vs. Reverse Voltage



# BAS116WS

## MOUNTING PAD LAYOUT



## ORDER INFORMATION

- Packing information
  - T/R - 12K per 13" plastic Reel
  - T/R - 5.0K per 7" plastic Reel

## LEGAL STATEMENT

### Copyright PanJit International, Inc 2007

The information presented in this document is believed to be accurate and reliable. The specifications and information herein are subject to change without notice. Pan Jit makes no warranty, representation or guarantee regarding the suitability of its products for any particular purpose. Pan Jit products are not authorized for use in life support devices or systems. Pan Jit does not convey any license under its patent rights or rights of others.