

## TUNG-SOL

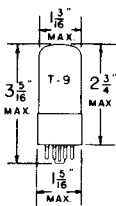
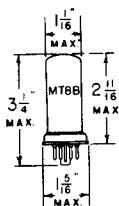
### PENTODE POWER AMPLIFIER

UNIPOTENTIAL CATHODE

HEATER

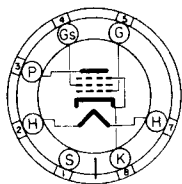
25 VOLTS 0.3 AMPERE

AC OR DC



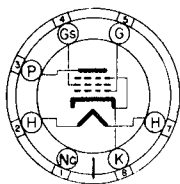
METAL SHELL  
SMALL WAFER  
7-PIN OCTAL BASE

GLASS BULB  
INTERMEDIATE  
7-PIN OCTAL BASE



7S

25A6 BOTTOM VIEW



G-7S

25A6GT/G BOTTOM VIEW

THE TUNG-SOL 25A6 AND 25A6GT/G ARE DESIGNED FOR SERVICE IN THE POWER OUTPUT STAGES OF AC - DC RECEIVERS. THE R RATINGS AND ELECTRICAL CHARACTERISTICS ARE IDENTICAL WITH THOSE OF THE TYPE 43

### RATINGS

MAXIMUM PLATE VOLTAGE	160	VOLTS
MAXIMUM SCREEN VOLTAGE	135	VOLTS
MAXIMUM PLATE DISSIPATION	5.3	WATTS
MAXIMUM SCREEN DISSIPATION	1.9	WATTS

### TYPICAL OPERATING CONDITIONS AND CHARACTERISTICS

#### CLASS A<sub>1</sub> AMPLIFIER

PLATE VOLTAGE	95	135	160	VOLTS
SCREEN VOLTAGE	95	135	120	VOLTS
CONTROL GRID VOLTAGE <sup>A</sup>	-15	-20	-18	VOLTS
PEAK AF SIGNAL VOLTAGE	15	20	18	VOLTS
ZERO-SIGNAL PLATE CURRENT	20	37	33	MA.
ZERO-SIGNAL SCREEN CURRENT	4	8	6.5	MA.
MAXIMUM-SIGNAL PLATE CURRENT	22	39	36	MA.
MAXIMUM-SIGNAL SCREEN CURRENT	8	14	12	MA.
PLATE RESISTANCE <sup>APPROX.</sup>	45000	35000	42000	OHMS
TRANSCONDUCTANCE	2000	2450	2375	μMHOS
LOAD RESISTANCE	4500	4000	5000	OHMS
TOTAL HARMONIC DISTORTION	11	9	10	PER CENT
POWER OUTPUT	0.9	2	2.2	WATTS

<sup>A</sup> THE DC RESISTANCE IN THE GRID CIRCUIT, UNDER MAXIMUM RATED CONDITIONS, SHOULD NOT EXCEED 0.5 MEGOHM FOR SELF BIAS OPERATION AND 0.1 MEGOHM FOR FIXED BIAS OPERATION.

CONTINUED NEXT PAGE

# 25A6, 25A6GT/G

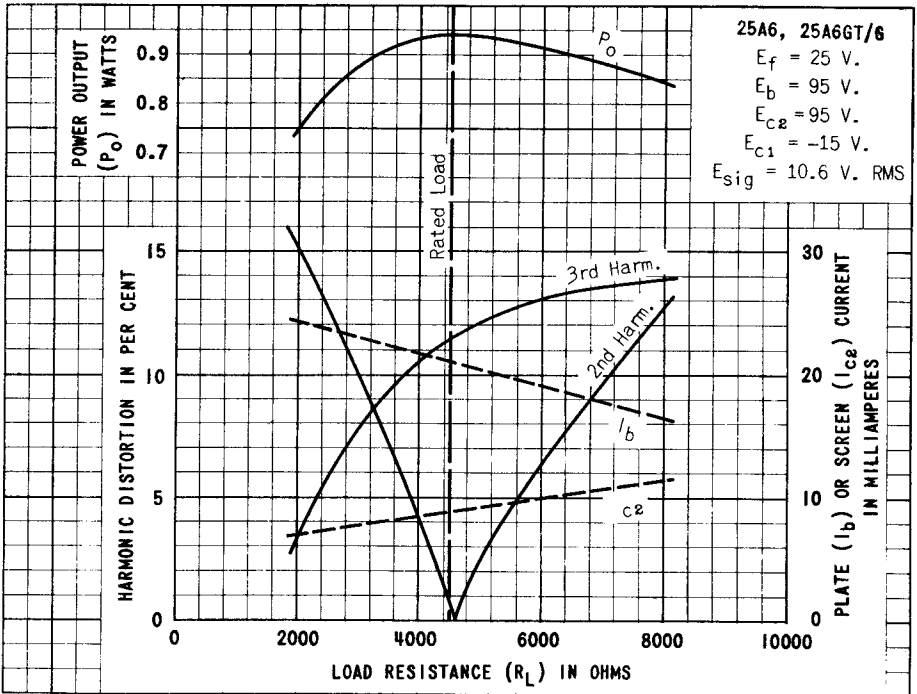
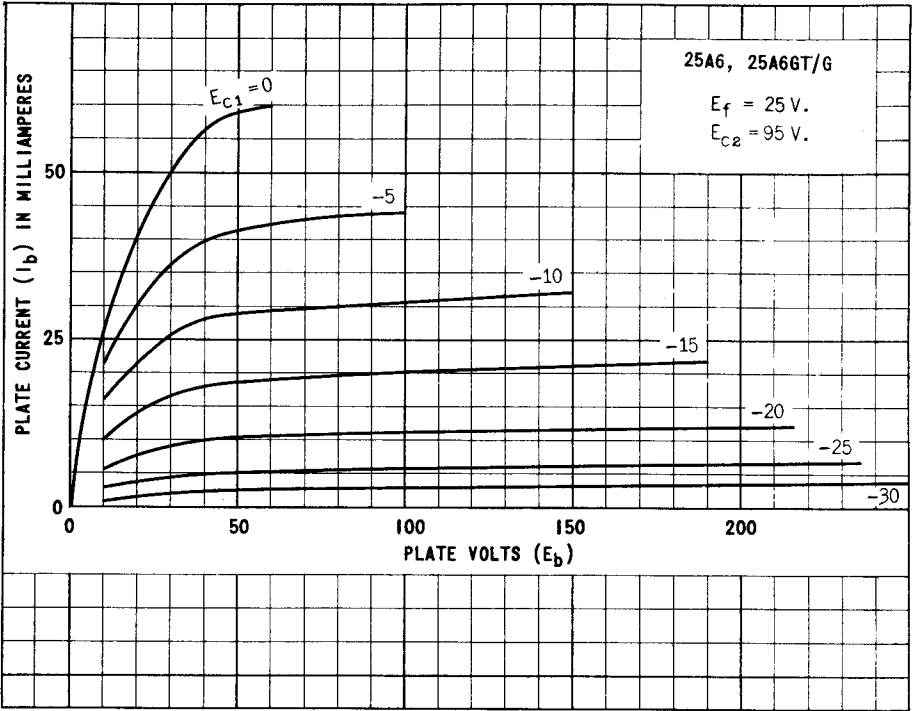


PLATE 1057-2