



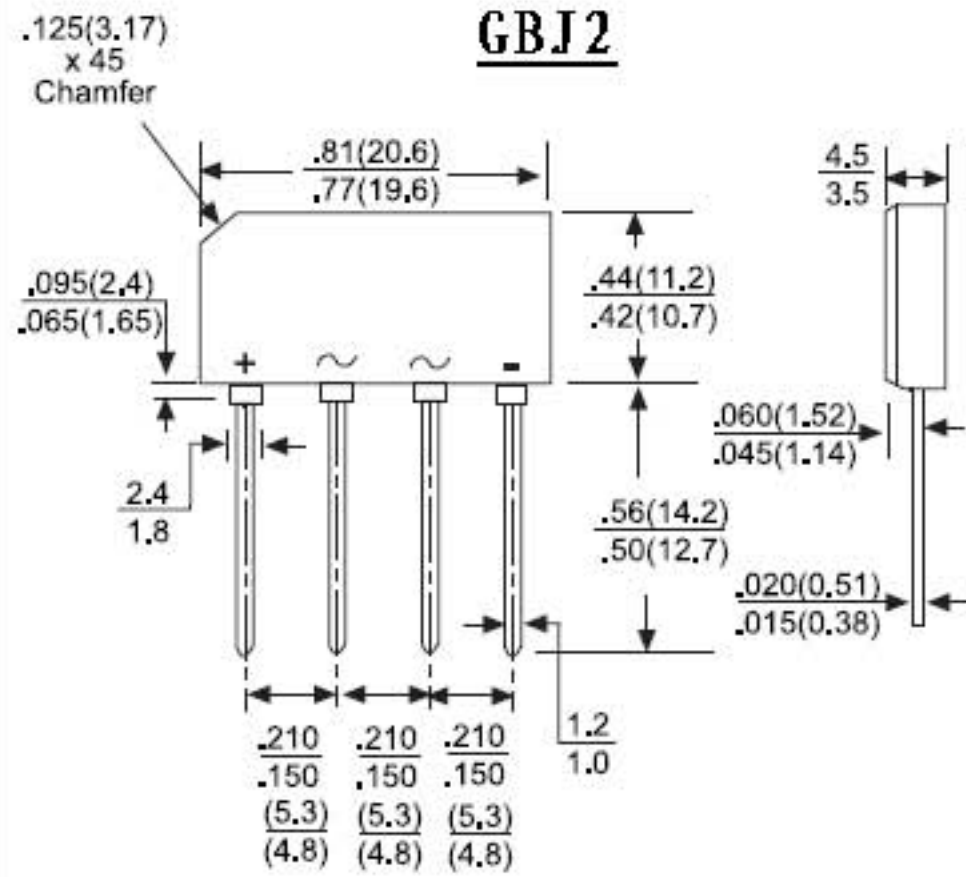
GBJ/KBJ2005 THRU GBJ/KBJ210

**SINGLE PHASE 2.0 AMPS.
GLASS PASSIVATED BRIDGE
RECTIFIERS**

**Voltage Range
50 to 1000 Volts
Current
2.0 Amperes**

FEATURES

- UL Recognized File #230084
- Surge overload rating - 50 amperes peak
- Ideal for printed circuit board
- Plastic material has Underwriters Laboratory Flammability Classification 94V-0
- Mounting position: Any



MAXIMUM RATINGS AND ELECTRICAL CHARACTERISTICS

Rating at 25°C ambient temperature unless otherwise specified.
 Resistive or inductive load, 50Hz.
 For capacitive load, derate current by 20%

Type Number		GBJ KBJ 2005	GBJ KBJ 201	GBJ KBJ 202	GBJ KBJ 204	GBJ KBJ 206	GBJ KBJ 208	GBJ KBJ 210	UNITS
Maximum Repetitive Peak Reverse Voltage	V _{RRM}	50	100	200	400	600	800	1000	V
Maximum RMS Bridge Voltage	V _{RMS}	35	70	140	280	420	560	700	V
Maximum DC Blocking Voltage	V _{DC}	50	100	200	400	600	800	1000	V
Maximum Average Forward Rectified Current @T _A = 50°C	I _{F(AV)}	2.0							A
Peak Forward Surge Current 8.3ms single half sine-wave super imposed on rated load	I _{FSM}	60.0							A
Maximum Instantaneous Forward Voltage Drop per Leg @2.0A	V _F	1.1							V
Maximum Reverse Current at Rated @T _A = 25°C DC Blocking Voltage per Leg @T _A = 100°C	I _R	5 1.0							µA mA
Operating Temperature Range	T _J	-55 to+150							°C
Storage Temperature Range	T _{STG}	-55 to+150							°C

RATING AND CHARACTERISTIC CURVES GBJ/KBJ2005 thru GBJ/KBJ210



FIG.1 - DERATING CURVE
OUTPUT RECTIFIED CURRENT

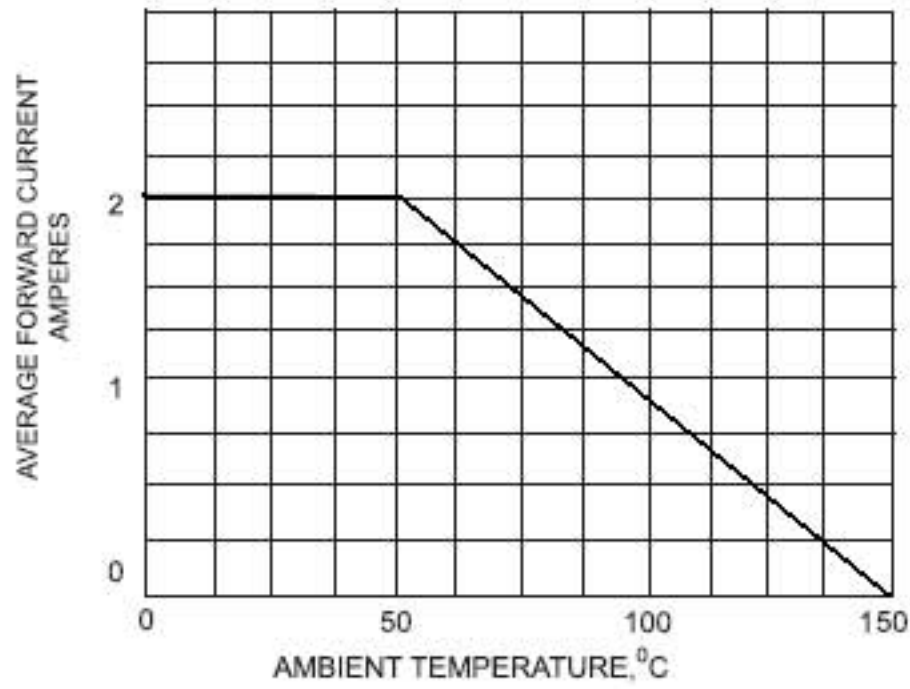


FIG.2 - TYPICAL FORWARD
CHARACTERISTICS

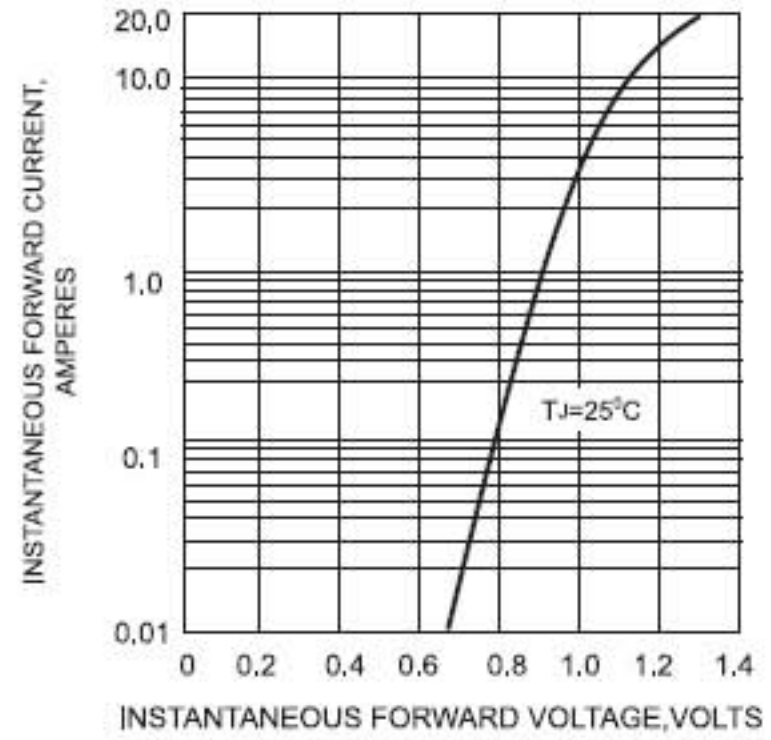


FIG.3-TYPICAL FORWARD
CHARACTERISTICS

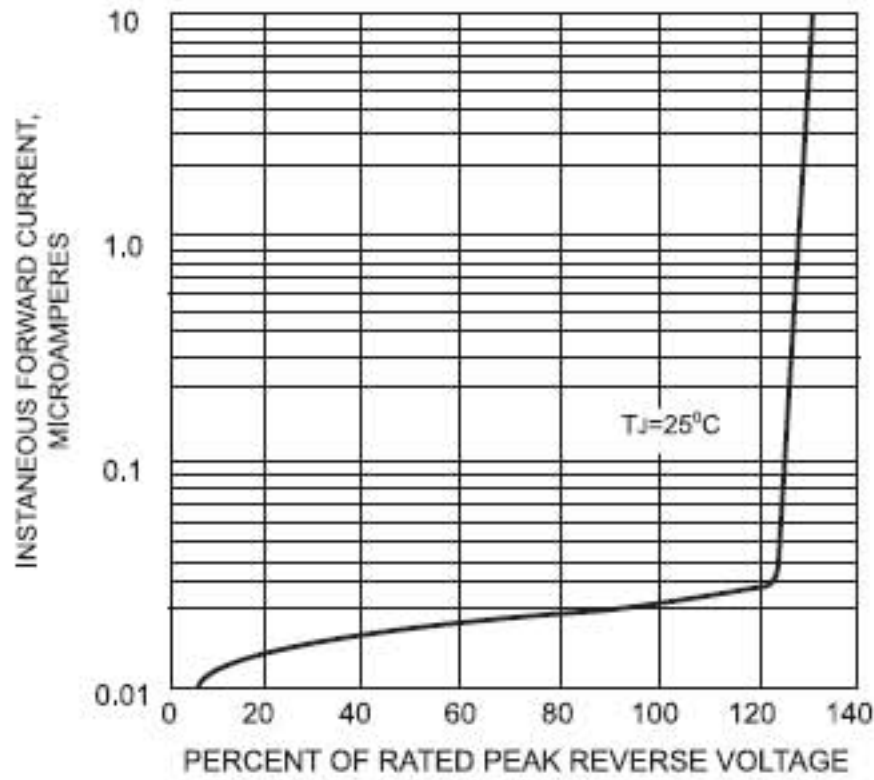


FIG.4-MAXIMUM FORWARD SURGE CURRENT

