

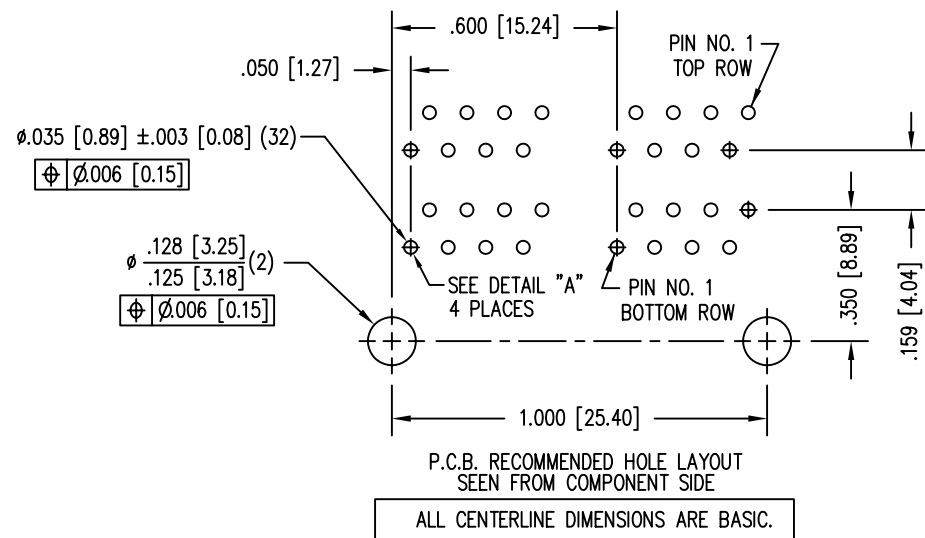
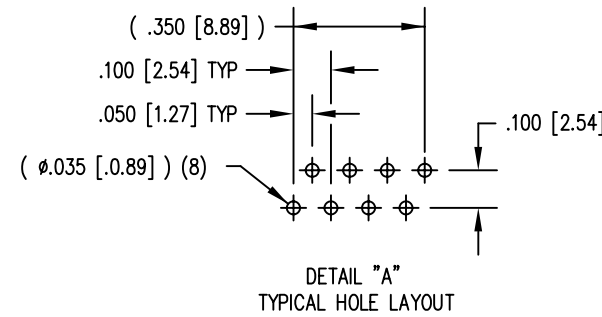
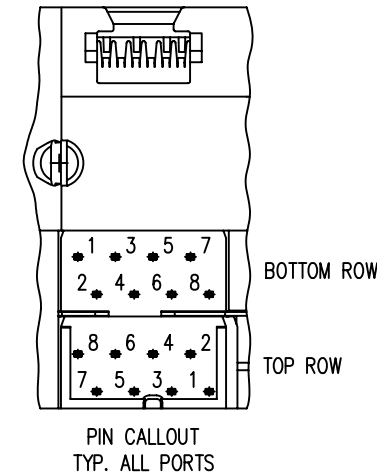
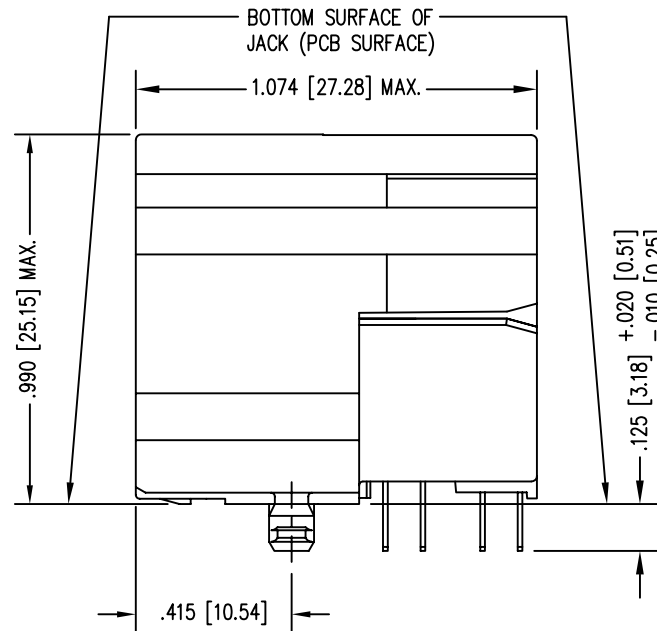
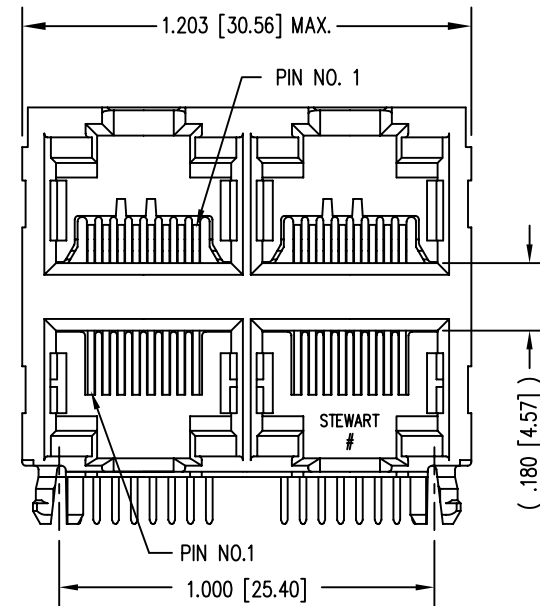
B

B

A

A

DATE	REV	ECN	APP'D. BY
2/3/06	A1	7458	JM
4/11/06	A2	7580	TRM

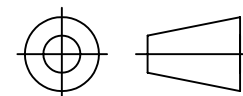


NOTES:

- CONNECTOR MATERIALS:  
HOUSING: THERMOPLASTIC UL94 V-0  
CONTACTS: COPPER ALLOY  
CONTACT PLATING: SELECTIVE GOLD IN CONTACT AREA  
SEE CHART FOR PART NUMBER
- FOR PRODUCT SPECIFICATIONS SEE PRO22-01.
- DIMENSIONS AND TOLERANCES COMPLY WITH FCC/CFR 47, PART 68.

50 MICRO-INCHES [1.27um]	SS-7388H22-NF-50
CONTACT PLATING IN MATING AREA	PART NUMBER

THIRD ANGLE PROJECTION




DO NOT SCALE DRAWING  
DRAWING IS SUBJECT TO  
CHANGE WITHOUT NOTICE

DIMENSIONS: INCHES [METRIC]

UNLESS OTHERWISE SPECIFIED  
TOLERANCES ARE  $\pm .005 [0.13]$   
ANGLES ARE  $\pm 1^\circ$

SHEET NO. 1 OF 1



# Bel Stewart Connector

11118 Susquehanna Trail South  
Glen Rock, PA 17327-9199  
(717) 235-7512 Fax: (717) 235-7954 <http://www.stewartconnector.com>

TITLE: EIGHT CONTACT, EIGHT POSITION UNSHIELDED  
STACKED HARMONICA JACK, 4 PORTS (2 ON 2)

THIS DRAWING AND THE SUBJECT MATTER SHOWN THEREON  
ARE CONFIDENTIAL AND THE PROPRIETARY PROPERTY OF  
BEL STEWART CONNECTOR AND SHALL NOT BE REPRODUCED,  
COPIED, OR USED IN ANY MANNER WITHOUT PRIOR WRITTEN  
CONSENT OF BEL STEWART CONNECTOR. THE SUBJECT  
MATTER MAY BE PATENTED OR A PATENT MAY BE PENDING.

DRN BY: DB	DATE 8-21-98
APPD BY: TM	DATE 8-21-98
DWG NO. CT730103	REV. A2

REV. 6/3/05

2

1

AutoCAD