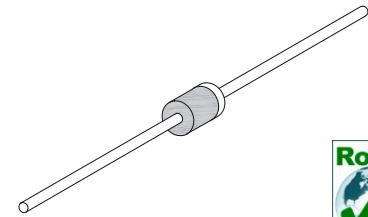


2.0 A Schottky Barrier Rectifiers

Features

- Low Forward Voltage Drop
- Low Power Loss, High Efficiency
- High Surge Current Capability
- High temperature soldering guaranteed:
260° C/10 seconds, .0375" (9.5mm) lead length
- RoHS compliant



DO-15



Mechanical Data

Case:	DO-15, Molded Plastic
Epoxy:	UL 94V-0 Rate Flame Retardant
Polarity:	Color Band Denotes Cathode End
Terminals:	Axial leads, solderable per MIL-STD-202E, Method 208 Guaranteed
Weight:	0.4 gram

Maximum Ratings & Electrical Characteristics ($T_{Ambient}=25^{\circ}C$ unless noted otherwise)

Symbols	Description	TSR 220	TSR 230	TSR 240	TSR 250	TSR 260	TSR 290	TSR 2100	Unit
VRRM	Max. recurrent peak reverse voltage	20	30	40	50	60	90	100	V
VRMS	Max. RMS voltage	14	21	28	35	42	63	70	V
VDC	Max. DC blocking voltage	20	30	40	50	60	90	100	V
Io(AV)	Max. average forward rectified current (FIG.1)	2.0							A
IFSM	Peak forward surge current (Note 1)	40							A
VF	Max. instantaneous forward voltage at 2.0A	0.55		0.70		0.85		V	
IR	Max. DC reverse current at rated DC blocking voltage	TA =25°C		0.5				mA	
		TA =100°C		20.0					
RθJA	Typical thermal resistance, Junction to Ambient (Note2)	50							° C/W
CJ	Typical Junction Capacitance (Note3)	110							pF
TJ	Operating junction temperature range	-50 to +125							° C
TSTG	Storage Temperature Range	-65 to +150							° C

2.0 A Schottky Barrier Rectifier

TSR220 -TSR2100

NOTES:

1. 8.3 ms single half sine-wave superimposed on rated load (JEDEC Method)
2. Thermal Resistance Junction to Ambient Vertical PC Board Mounting 0.375"(9.5mm) Lead Length.
3. Measured at 1MHz and applied reverse voltage of 4.0Volts D.C.

Typical Characteristics Curves

Fig.1- Typical Forward Current Derating Curve

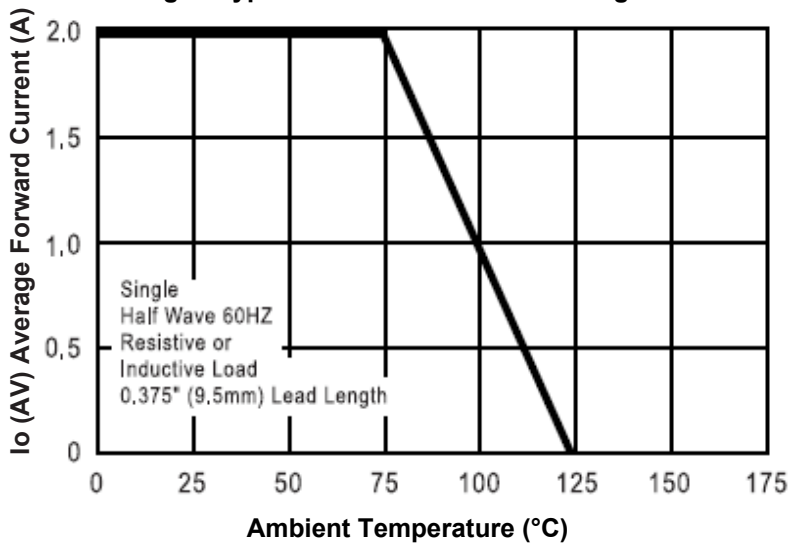


Fig.2-Max. Non-repetitive Peak Forward Surge Current

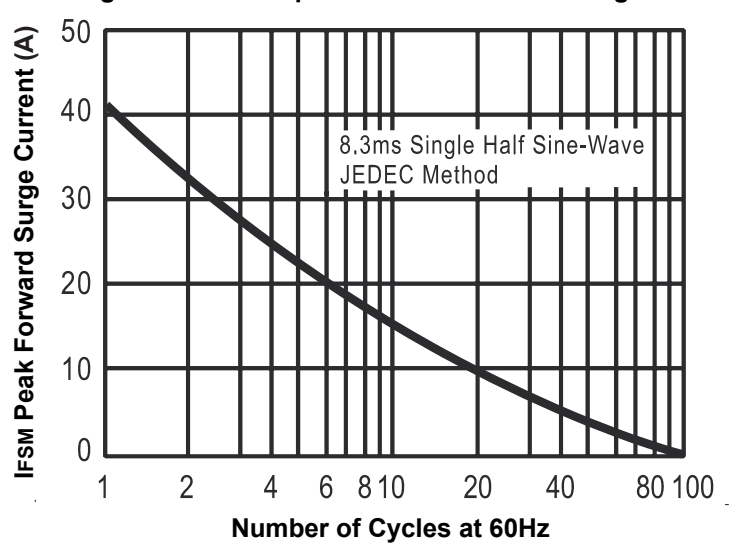


Fig.3- Typical Instantaneous Forward Characteristics

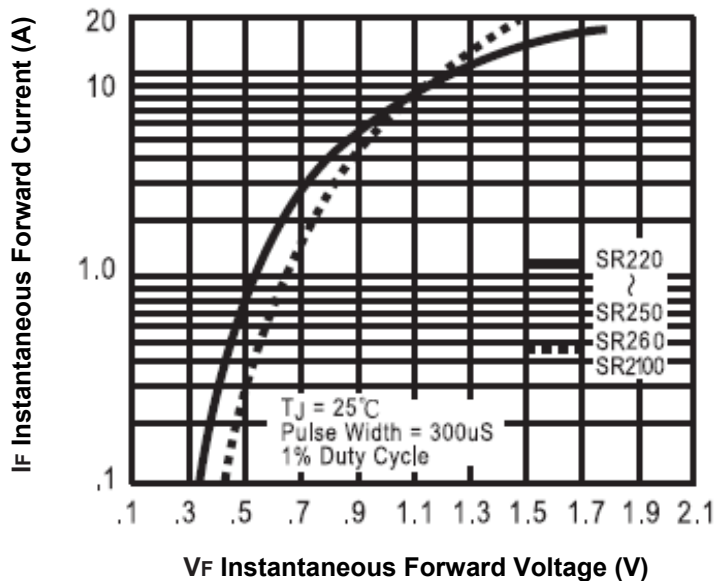
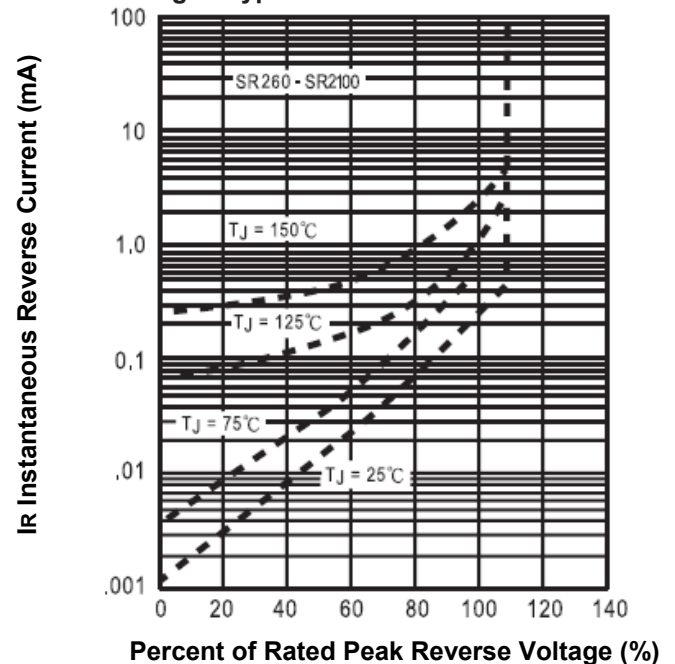


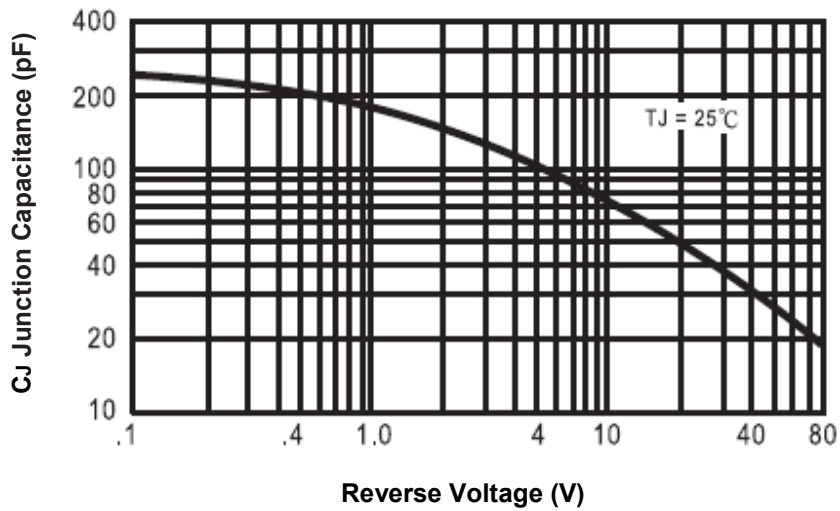
Fig.4- Typical Reverse Characteristics



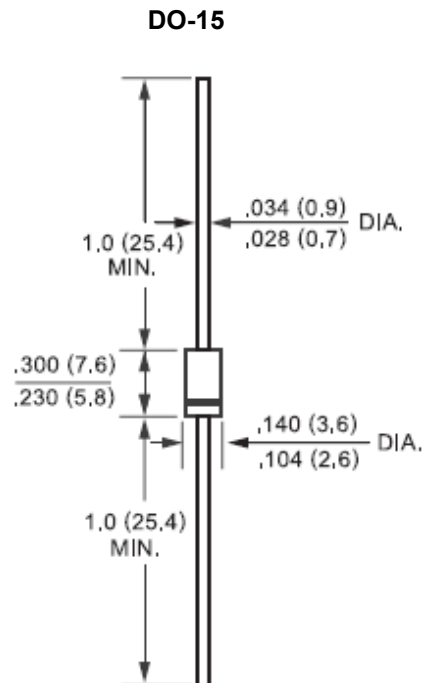
2.0 A Schottky Barrier Rectifier

TSR220 -TSR2100

Fig.5-Typical junction capacitance



Dimensions in inches (mm)



2.0 A Schottky Barrier Rectifier

TSR220 -TSR2100

How to contact us

US HEADQUARTERS

28040 WEST HARRISON PARKWAY, VALENCIA, CA 91355-4162

Tel: (800) TAITRON (800) 824-8766 (661) 257-6060

Fax: (800) TAITFAX (800) 824-8329 (661) 257-6415

Email: taitron@taitroncomponents.com

Http://www.taitroncomponents.com

TAITRON COMPONENTS MEXICO, S.A .DE C.V.

BOULEVARD CENTRAL 5000 INTERIOR 5 PARQUE INDUSTRIAL ATITALAQUIA, HIDALGO C.P.

42970 MEXICO

Tel: +52-55-5560-1519

Fax: +52-55-5560-2190

TAITRON COMPONENTS INCORPORATED REPRESENTAÇÕES DO BRASIL LTDA

RUA DOMINGOS DE MORAIS, 2777, 2.ANDAR, SALA 24 SAÚDE - SÃO PAULO-SP 04035-001 BRAZIL

Tel: +55-11-5574-7949

Fax: +55-11-5572-0052

TAITRON COMPONENTS INCORPORATED, SHANGHAI REPRESENTATIVE OFFICE

CROSS REGION PLAZA, 899 LINLING ROAD, SUITE 18C, SHANGHAI, 200030, CHINA

Tel: +86-21-5424-9942

Fax: +86-21-5424-9931