

H7N0603DL, H7N0603DS

Silicon N Channel MOS FET
High speed power Switching

REJ03G0123-0200

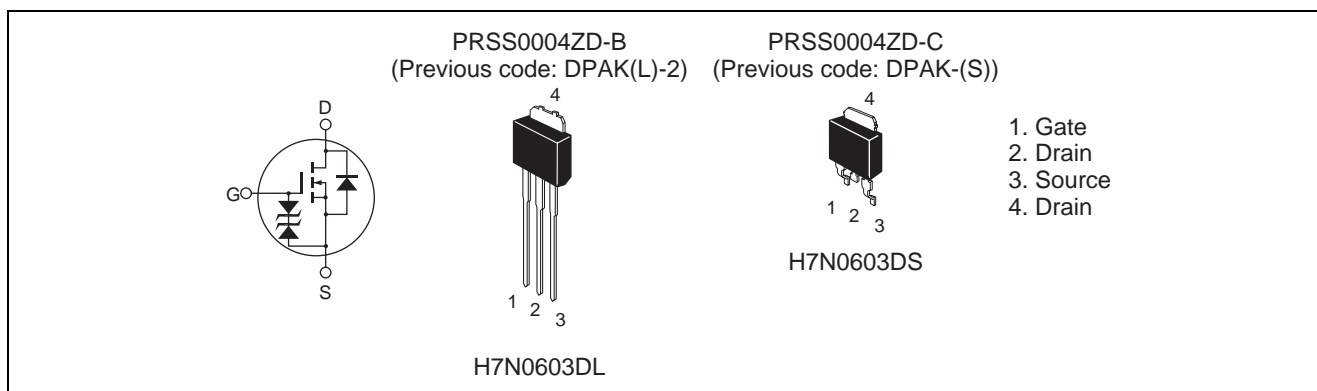
Rev.2.00

Jan.26.2005

Features

- Low on - resistance
 $R_{DS(on)} = 11 \text{ m}\Omega$ typ.
- Low drive current
- Capable of 4.5 gate drive

Outline



Absolute Maximum Ratings

($T_a = 25^\circ\text{C}$)

Item	Symbol	Ratings	Unit
Drain to source voltage	V_{DSS}	60	V
Gate to source voltage	V_{GSS}	± 20	V
Drain current	I_D	30	A
Drain peak current	I_D (pulse) ^{Note1}	120	A
Body drain diode reverse drain current	I_{DR}	30	A
Avalanche current	I_{AP} ^{Note3}	25	A
Avalanche energy	E_{AR} ^{Note3}	53.6	mJ
Channel dissipation	P_{ch} ^{Note2}	40	W
Channel temperature	T_{ch}	150	$^\circ\text{C}$
Storage temperature	T_{stg}	-55 to +150	$^\circ\text{C}$

Notes: 1. $PW \leq 10 \mu\text{s}$, duty cycle $\leq 1\%$

2. $T_c = 25^\circ\text{C}$

3. $T_{ch} = 25^\circ\text{C}$, $R_g \geq 50\Omega$

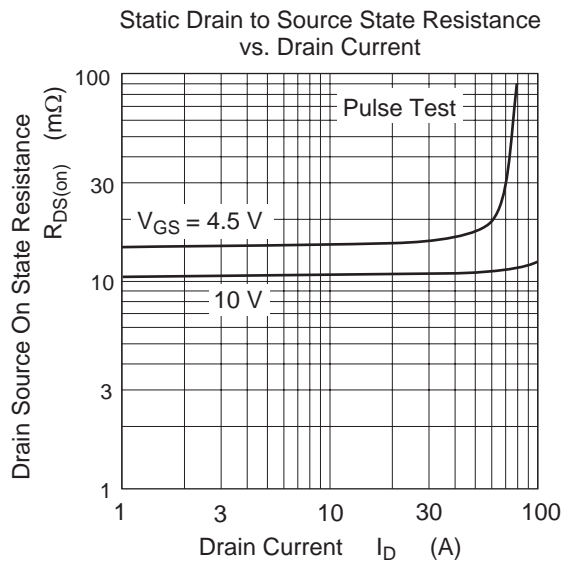
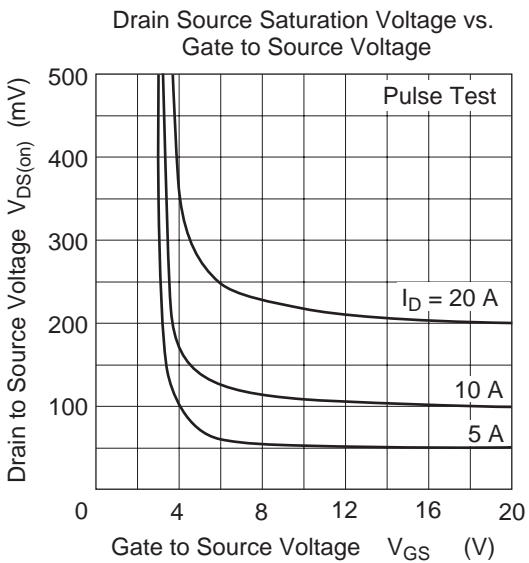
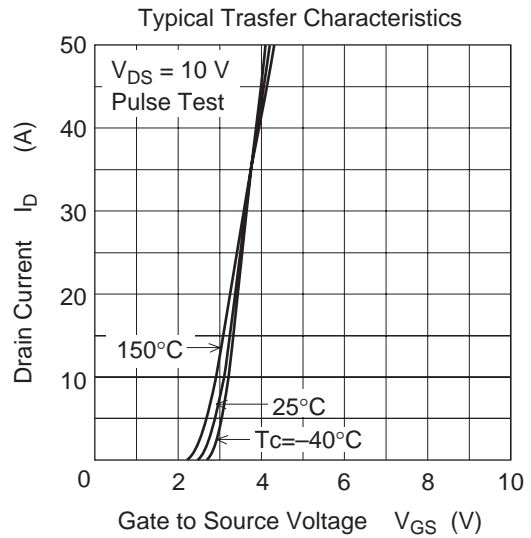
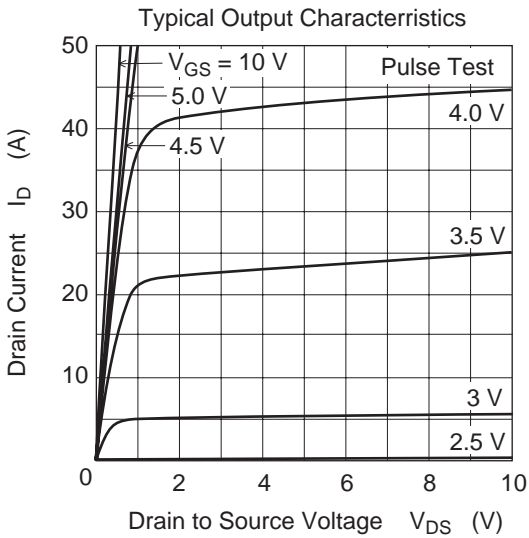
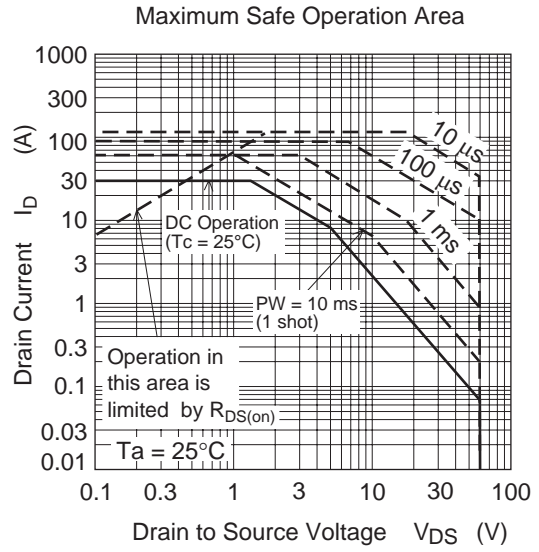
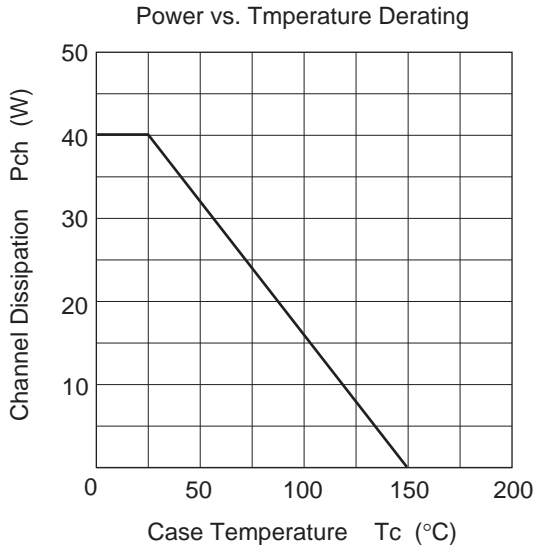
Electrical Characteristics

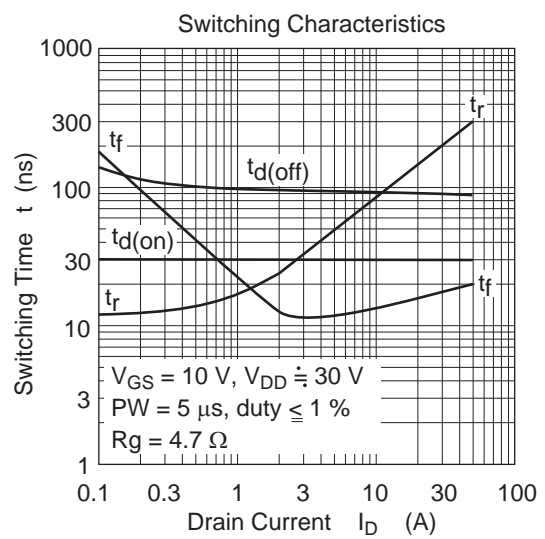
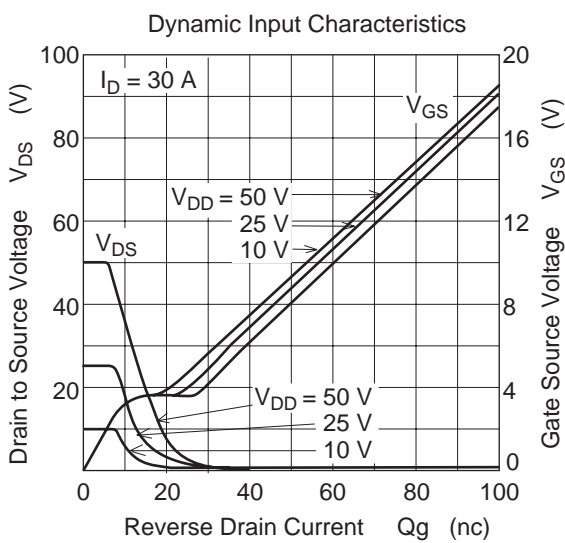
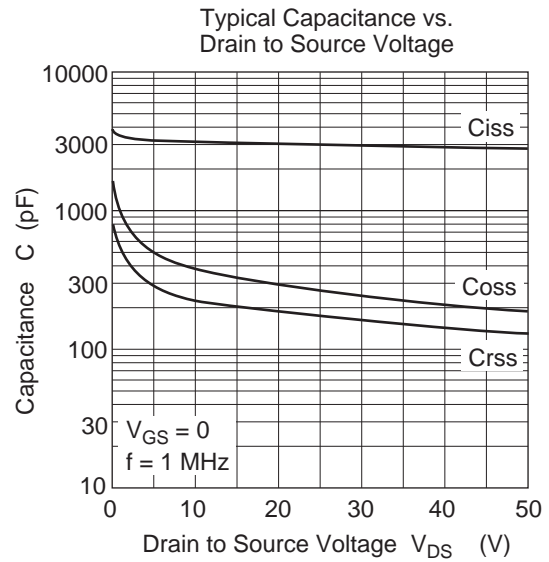
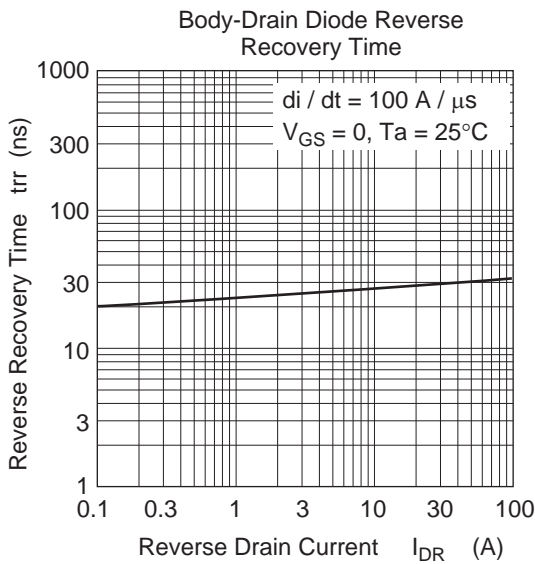
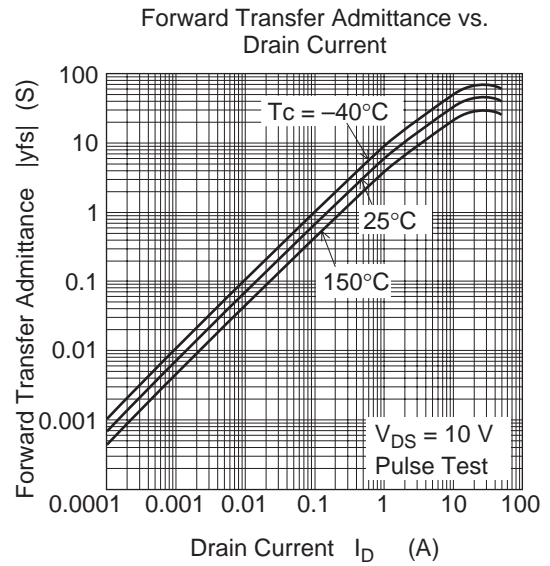
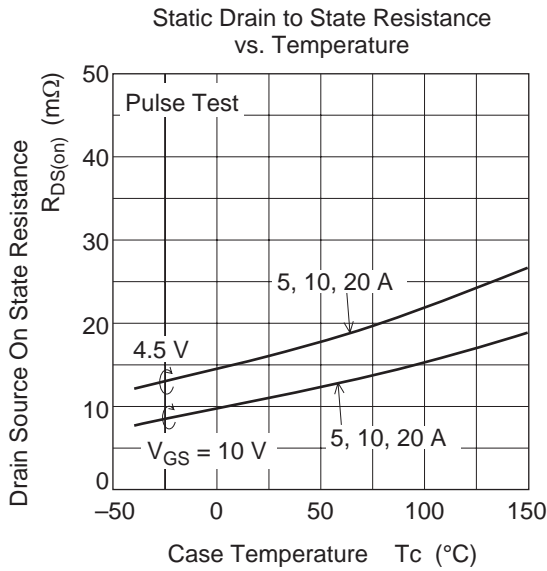
(Ta = 25°C)

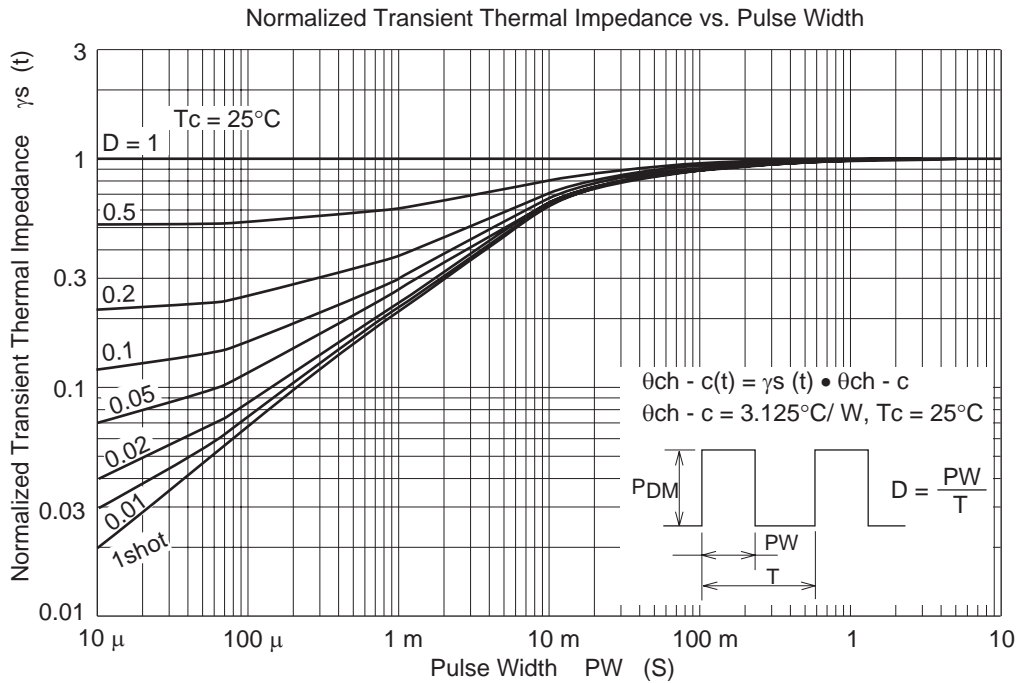
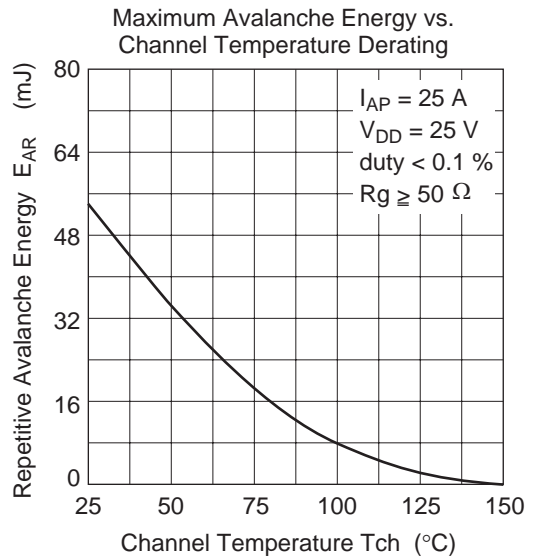
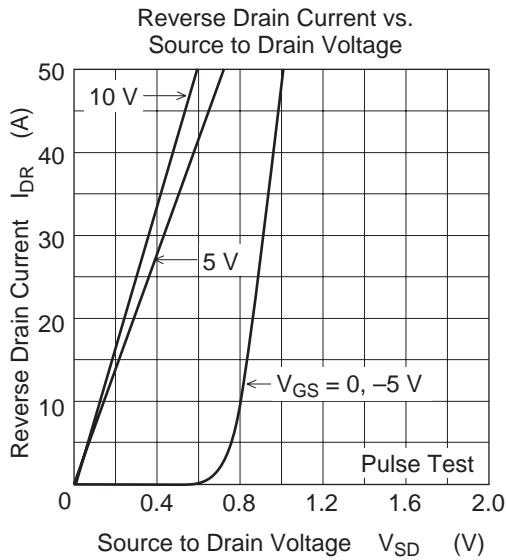
Item	Symbol	Min	Typ	Max	Unit	Test condition
Drain to source breakdown voltage	$V_{(BR)DSS}$	60	—	—	V	$I_D = 10 \text{ mA}, V_{GS} = 0$
Gate to source breakdown voltage	$V_{(BR)GSS}$	± 20	—	—	V	$I_G = \pm 100 \text{ }\mu\text{A}, V_{DS} = 0$
Gate to source leak current	I_{GSS}	—	—	± 10	μA	$V_{GS} = \pm 16 \text{ V}, V_{DS} = 0$
Zero gate voltage drain current	I_{DSS}	—	—	10	μA	$V_{DS} = 60 \text{ V}, V_{GS} = 0$
Gate to source cutoff voltage	$V_{GS(off)}$	1.5	—	2.5	V	$I_D = 1 \text{ mA}, V_{DS} = 10 \text{ V}$
Static drain to source on state resistance	$R_{DS(on)}$	—	11	15	m Ω	$I_D = 15 \text{ A}, V_{GS} = 10 \text{ V}^{\text{Note1}}$
		—	16	22	m Ω	$I_D = 15 \text{ A}, V_{GS} = 4.5 \text{ V}^{\text{Note1}}$
Forward transfer capacitance	$ y_{fs} $	24	40	—	S	$I_D = 15 \text{ A}, V_{DS} = 10 \text{ V}^{\text{Note1}}$
Input capacitance	C_{iss}	—	3200	—	pF	$V_{DS} = 10 \text{ V}$
Output capacitance	C_{oss}	—	385	—	pF	$V_{GS} = 0$
Reverse transfer capacitance	C_{rss}	—	225	—	pF	$f = 1 \text{ MHz}$
Total gate charge	Q_g	—	56	—	nC	$V_{DD} = 25 \text{ V}$
Gate to source charge	Q_{gs}	—	11	—	nC	$V_{GS} = 10 \text{ V}$
Gate to drain charge	Q_{gd}	—	12	—	nC	$I_D = 30 \text{ A}$
Turn-on delay time	$t_{d(on)}$	—	30	—	ns	$V_{GS} = 10 \text{ V}, I_D = 15 \text{ A}$
Rise time	t_r	—	125	—	ns	$R_L = 2.0 \text{ }\Omega$
Turn-off delay time	$t_{d(off)}$	—	90	—	ns	$R_g = 4.7 \text{ }\Omega$
fall time	t_f	—	17	—	ns	
Body - drain diode forward voltage	V_{DF}	—	0.9	—	V	$I_F = 30 \text{ A}, V_{GS} = 0^{\text{Note1}}$
Body - drain diode reverse recovery time	t_{rr}	—	30	—	ns	$I_F = 30 \text{ A}, V_{GS} = 0$ $diF / dt = 100 \text{ A} / \mu\text{s}$

Notes: 1. Pulse Test

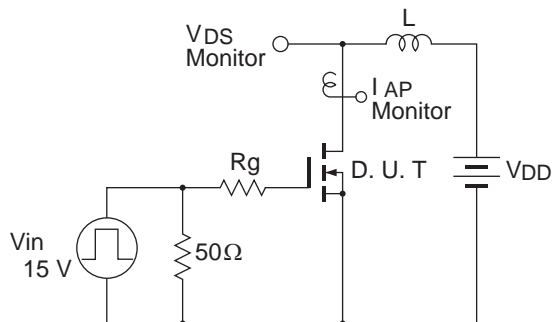
Main Characteristics





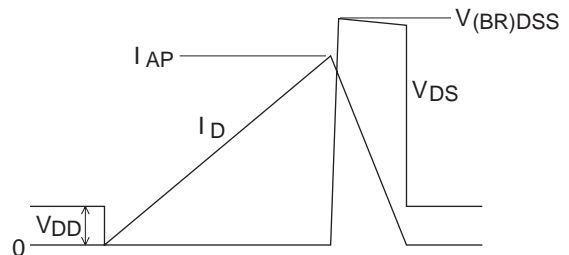


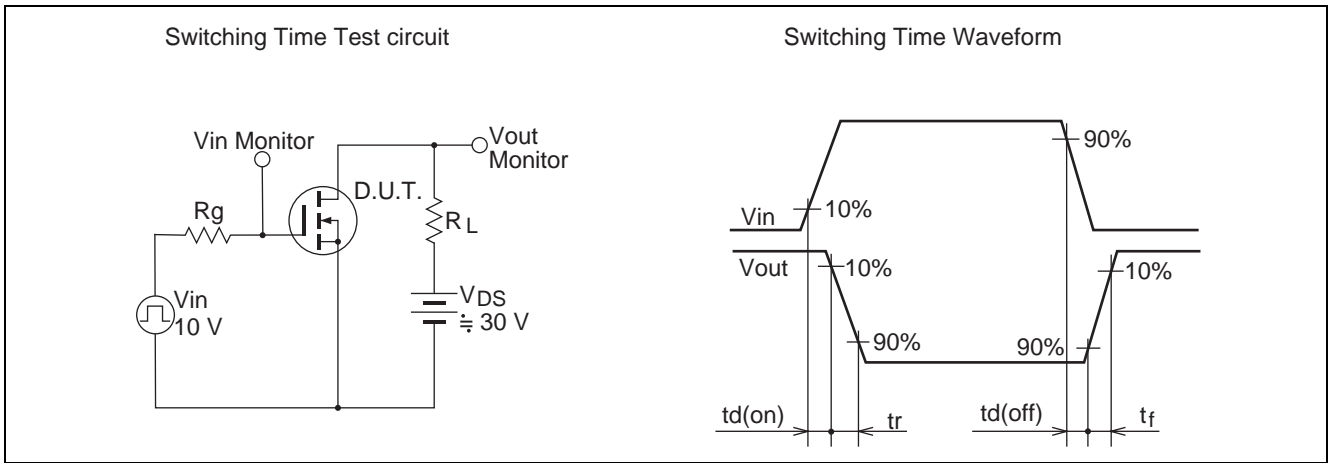
Avalanche Test Circuit



Avalanche Waveform

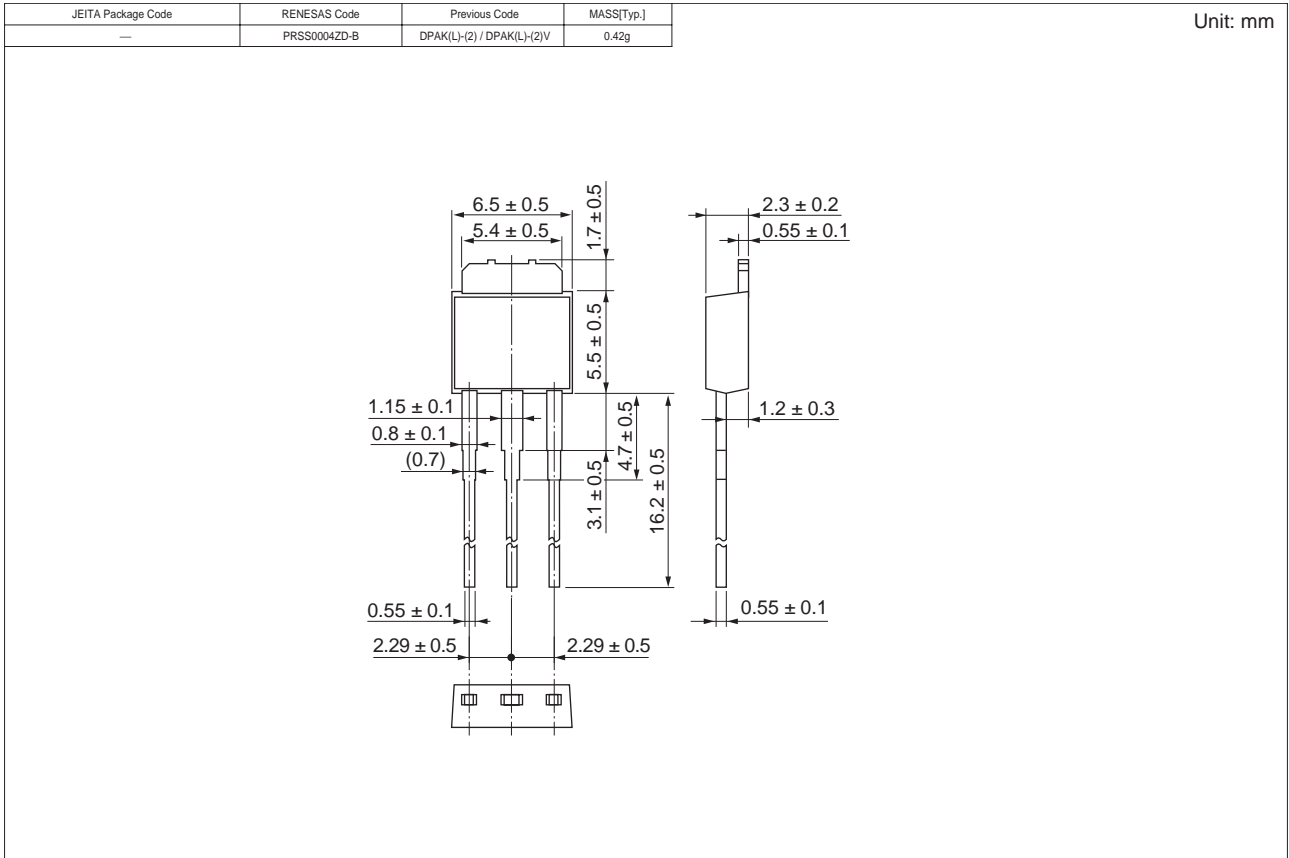
$$E_{AR} = \frac{1}{2} \cdot L \cdot I_{AP}^2 \cdot \frac{V_{DSS}}{V_{DSS} - V_{DD}}$$



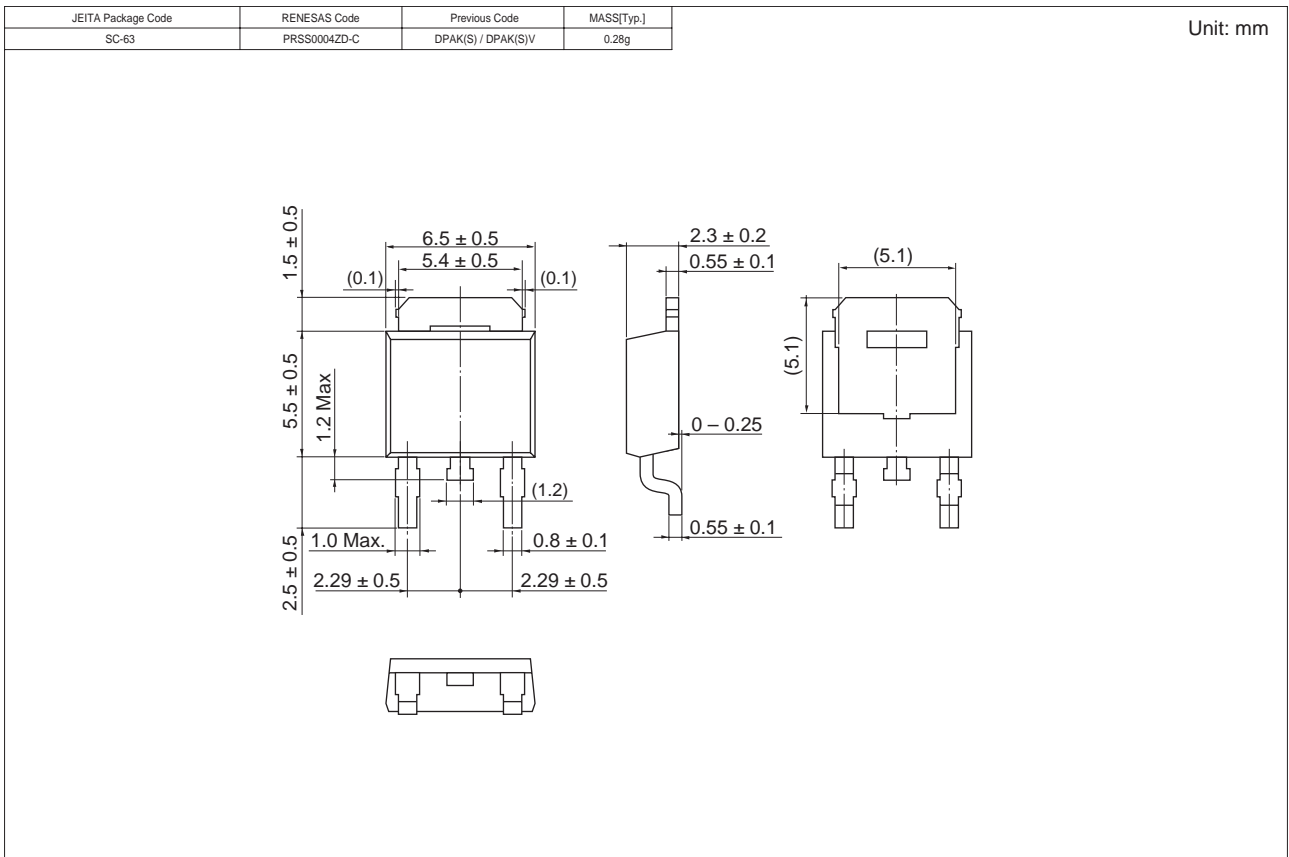


Package Dimensions

• H7N0603DL



• H7N0603DS



Ordering Information

Part Name	Quantity	Shipping Container
H7N0603DL	100 pcs	Sack
H7N0603DSTL	3000 pcs	Taping
H7N0603DL-E	100 pcs	Sack
H7N0603DSTL-E	3000 pcs	Taping

Note: For some grades, production may be terminated. Please contact the Renesas sales office to check the state of production before ordering the product.

Renesas Technology Corp. Sales Strategic Planning Div. Nippon Bldg., 2-6-2, Ohte-machi, Chiyoda-ku, Tokyo 100-0004, Japan

Keep safety first in your circuit designs!

1. Renesas Technology Corp. puts the maximum effort into making semiconductor products better and more reliable, but there is always the possibility that trouble may occur with them. Trouble with semiconductors may lead to personal injury, fire or property damage.
Remember to give due consideration to safety when making your circuit designs, with appropriate measures such as (i) placement of substitutive, auxiliary circuits, (ii) use of nonflammable material or (iii) prevention against any malfunction or mishap.

Notes regarding these materials

1. These materials are intended as a reference to assist our customers in the selection of the Renesas Technology Corp. product best suited to the customer's application; they do not convey any license under any intellectual property rights, or any other rights, belonging to Renesas Technology Corp. or a third party.
 2. Renesas Technology Corp. assumes no responsibility for any damage, or infringement of any third-party's rights, originating in the use of any product data, diagrams, charts, programs, algorithms, or circuit application examples contained in these materials.
 3. All information contained in these materials, including product data, diagrams, charts, programs and algorithms represents information on products at the time of publication of these materials, and are subject to change by Renesas Technology Corp. without notice due to product improvements or other reasons. It is therefore recommended that customers contact Renesas Technology Corp. or an authorized Renesas Technology Corp. product distributor for the latest product information before purchasing a product listed herein.
The information described here may contain technical inaccuracies or typographical errors.
Renesas Technology Corp. assumes no responsibility for any damage, liability, or other loss rising from these inaccuracies or errors.
Please also pay attention to information published by Renesas Technology Corp. by various means, including the Renesas Technology Corp. Semiconductor home page (<http://www.renesas.com>).
 4. When using any or all of the information contained in these materials, including product data, diagrams, charts, programs, and algorithms, please be sure to evaluate all information as a total system before making a final decision on the applicability of the information and products. Renesas Technology Corp. assumes no responsibility for any damage, liability or other loss resulting from the information contained herein.
 5. Renesas Technology Corp. semiconductors are not designed or manufactured for use in a device or system that is used under circumstances in which human life is potentially at stake. Please contact Renesas Technology Corp. or an authorized Renesas Technology Corp. product distributor when considering the use of a product contained herein for any specific purposes, such as apparatus or systems for transportation, vehicular, medical, aerospace, nuclear, or undersea repeater use.
 6. The prior written approval of Renesas Technology Corp. is necessary to reprint or reproduce in whole or in part these materials.
 7. If these products or technologies are subject to the Japanese export control restrictions, they must be exported under a license from the Japanese government and cannot be imported into a country other than the approved destination.
Any diversion or reexport contrary to the export control laws and regulations of Japan and/or the country of destination is prohibited.
 8. Please contact Renesas Technology Corp. for further details on these materials or the products contained therein.
-



RENESAS SALES OFFICES

<http://www.renesas.com>

Refer to "<http://www.renesas.com/en/network>" for the latest and detailed information.

Renesas Technology America, Inc.

450 Holger Way, San Jose, CA 95134-1368, U.S.A
Tel: <1> (408) 382-7500, Fax: <1> (408) 382-7501

Renesas Technology Europe Limited

Dukes Meadow, Millboard Road, Bourne End, Buckinghamshire, SL8 5FH, U.K.
Tel: <44> (1628) 585-100, Fax: <44> (1628) 585-900

Renesas Technology Hong Kong Ltd.

7th Floor, North Tower, World Finance Centre, Harbour City, 1 Canton Road, Tsimshatsui, Kowloon, Hong Kong
Tel: <852> 2265-6688, Fax: <852> 2730-6071

Renesas Technology Taiwan Co., Ltd.

10th Floor, No.99, Fushing North Road, Taipei, Taiwan
Tel: <886> (2) 2715-2888, Fax: <886> (2) 2713-2999

Renesas Technology (Shanghai) Co., Ltd.

Unit2607 Ruijing Building, No.205 Maoming Road (S), Shanghai 200020, China
Tel: <86> (21) 6472-1001, Fax: <86> (21) 6415-2952

Renesas Technology Singapore Pte. Ltd.

1 Harbour Front Avenue, #06-10, Keppel Bay Tower, Singapore 098632
Tel: <65> 6213-0200, Fax: <65> 6278-8001