

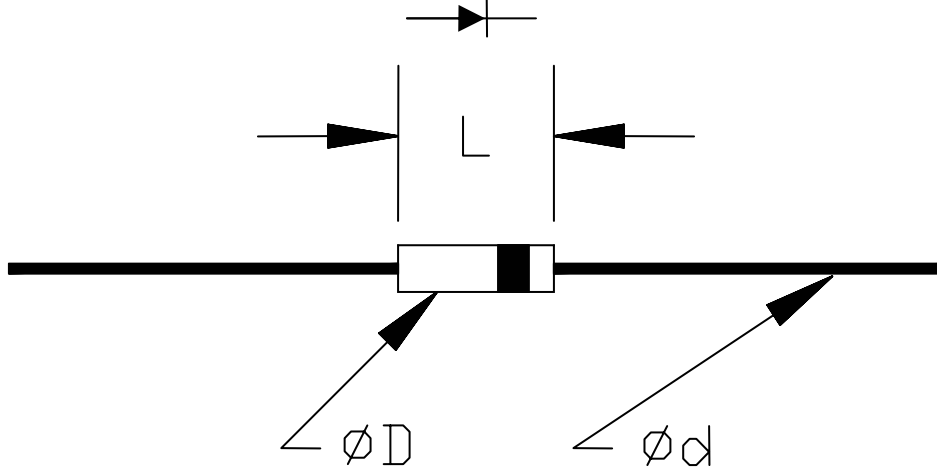


FEATURES

- Low Reverse Leakage Current
- Avalanche Grade Construction
- Plastic Material – UL Recognition
Flammability Classification 94V-0

Mechanical Data

- Case: Molded Resin
- Leads: Plated Copper
- Polarity: Indicated by Cathode Stripe



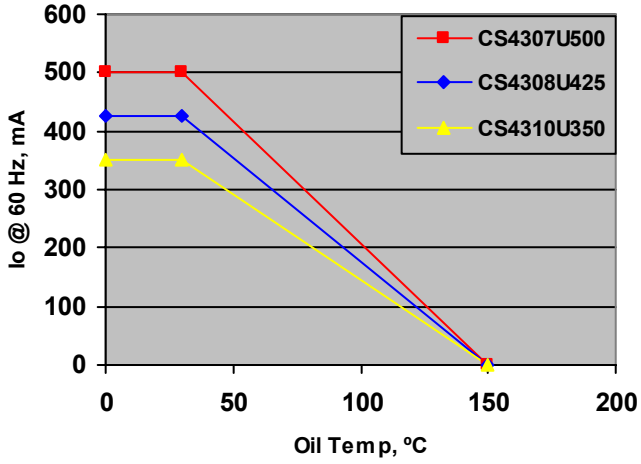
Maximum Ratings & Characteristics

Mfr's Type	Max V _{RRM} kV	Max I _o (1) mA	Max I _{FSM} A	Max V _F (2) V	Max I _{RRM} µA	Max t _{rr} (3) ns	L mm (in) Body Length	D mm (in) Body Dia	d mm (in) Lead dia
CS4307U500	7.2	500	15.0	16	1.0	80	22 (0.87)	7.5 (0.30)	1.20 (0.047)
CS4308U425	8	425	10.0	20	1.0	80	15 (0.59)	4.5 (0.18)	0.80 (0.032)
CS4310U350	10	350	10.0	25	1.0	80	15 (0.59)	4.5 (0.18)	0.80 (0.032)

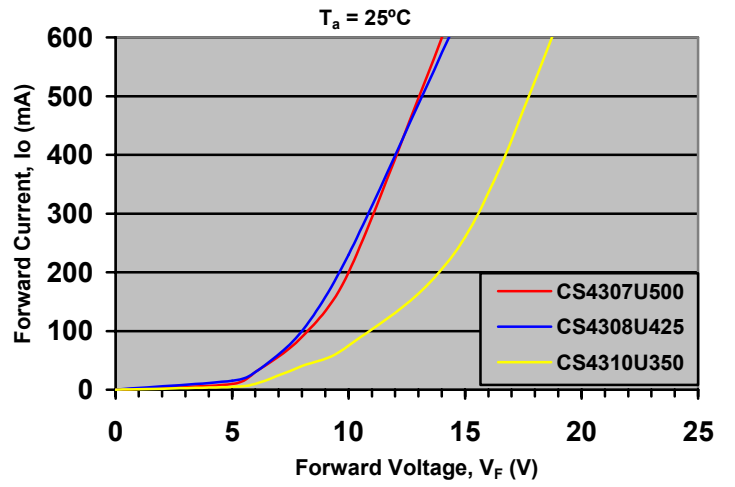
- Notes: (1) Measured in 30°C Oil, 60 Hz (No switching losses)
 (2) ½ Cycle 60 Hz Sine Wave
 (3) Measured at 2 X I_o, 30°C
 (4) Measured at 30°C

Adding a "T" to the end of the Part Number designates Tape-and-Reel Packaging.

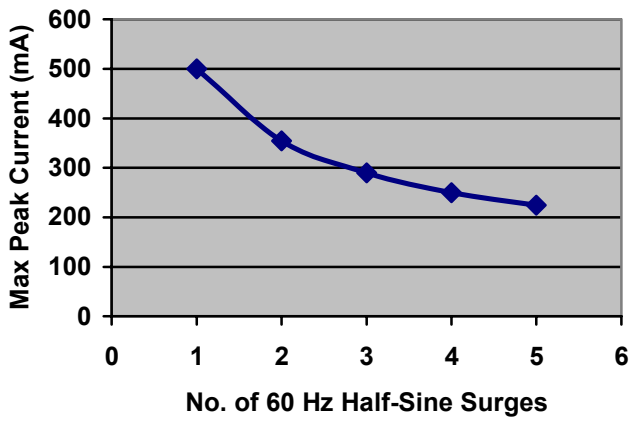
Output Current vs. Oil Temp.



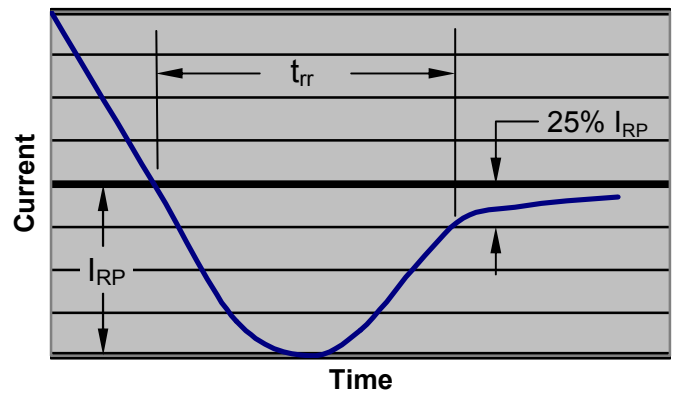
Instantaneous V_F vs. I_o



Max Surge Current



t_{rr} Definition



HIGH VOLTAGE
POWER SYSTEMS, INC.

2542 Highlander Way
Carrollton, TX 75006

CS4300U Series (High Current)
80 nS High Voltage Diodes