

Silicon NPN Power Transistors

2SC4108

DESCRIPTION

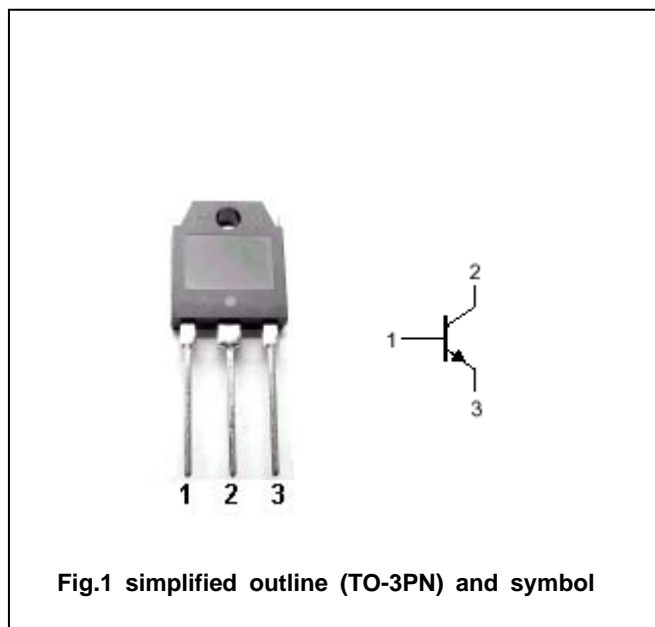
- With TO-3PN package
- High reliability
- High breakdown voltage
- Fast switching speed
- Wide ASO(Safe Operating Area)

APPLICATIONS

- 400V/12A switching regulator applications

PINNING

| PIN | DESCRIPTION |
|-----|--------------------------------------|
| 1 | Base |
| 2 | Collector;connected to mounting base |
| 3 | Emitter |



Absolute maximum ratings(Ta=°C)

| SYMBOL | PARAMETER | CONDITIONS | VALUE | UNIT |
|------------------|-----------------------------|----------------------|---------|------|
| V _{CBO} | Collector-base voltage | Open emitter | 500 | V |
| V _{CEO} | Collector-emitter voltage | Open base | 400 | V |
| V _{EBO} | Emitter-base voltage | Open collector | 7 | V |
| I _C | Collector current | | 12 | A |
| I _{CP} | Collector current-pulse | | 25 | A |
| I _B | Base current | | 4 | A |
| P _C | Collector power dissipation | Ta=°C | 2.5 | W |
| | | T _C =25°C | 100 | |
| T _j | Junction temperature | | 150 | °C |
| T _{stg} | Storage temperature | | -55~150 | °C |

Silicon NPN Power Transistors

2SC4108

CHARACTERISTICS

T_j=25°C unless otherwise specified

| SYMBOL | PARAMETER | CONDITIONS | MIN | TYP. | MAX | UNIT |
|----------------------|--------------------------------------|---|-----|------|-----|------|
| V _{(BR)CEO} | Collector-emitter breakdown voltage | I _C =5mA ; R _{BE} =∞ | 400 | | | V |
| V _{(BR)CBO} | Collector-base breakdown voltage | I _C =1mA ; I _E =0 | 500 | | | V |
| V _{(BR)EBO} | Emitter-base breakdown voltage | I _E =1mA ; I _C =0 | 7 | | | V |
| V _{CEsat} | Collector-emitter saturation voltage | I _C =8A ; I _B =1.6A | | | 0.8 | V |
| V _{BEsat} | Base-emitter saturation voltage | I _C =8A ; I _B =1.6A | | | 1.5 | V |
| I _{CBO} | Collector cut-off current | V _{CB} =400V ; I _E =0 | | | 10 | μ A |
| I _{EBO} | Emitter cut-off current | V _{EB} =5V ; I _C =0 | | | 10 | μ A |
| h _{FE-1} | DC current gain | I _C =1.6A ; V _{CE} =5V | 15 | | 50 | |
| h _{FE-2} | DC current gain | I _C =8A ; V _{CE} =5V | 10 | | | |
| h _{FE-3} | DC current gain | I _C =10mA ; V _{CE} =5V | 10 | | | |
| f _T | Transition frequency | I _C =1.6A ; V _{CE} =10V | | 20 | | MHz |
| C _{OB} | Collector output capacitance | f=1MHz ; V _{CB} =10V | | 160 | | pF |

Switching times

| | | | | | | |
|------------------|--------------|---|--|--|-----|-----|
| t _{on} | Turn-on time | I _C =10A ; I _{B1} =2A ; I _{B2} =-4A ; R _L =20 Ω V _{CC} =200V | | | 0.5 | μ s |
| t _{stg} | Storage time | | | | 2.5 | μ s |
| t _f | Fall time | | | | 0.3 | μ s |

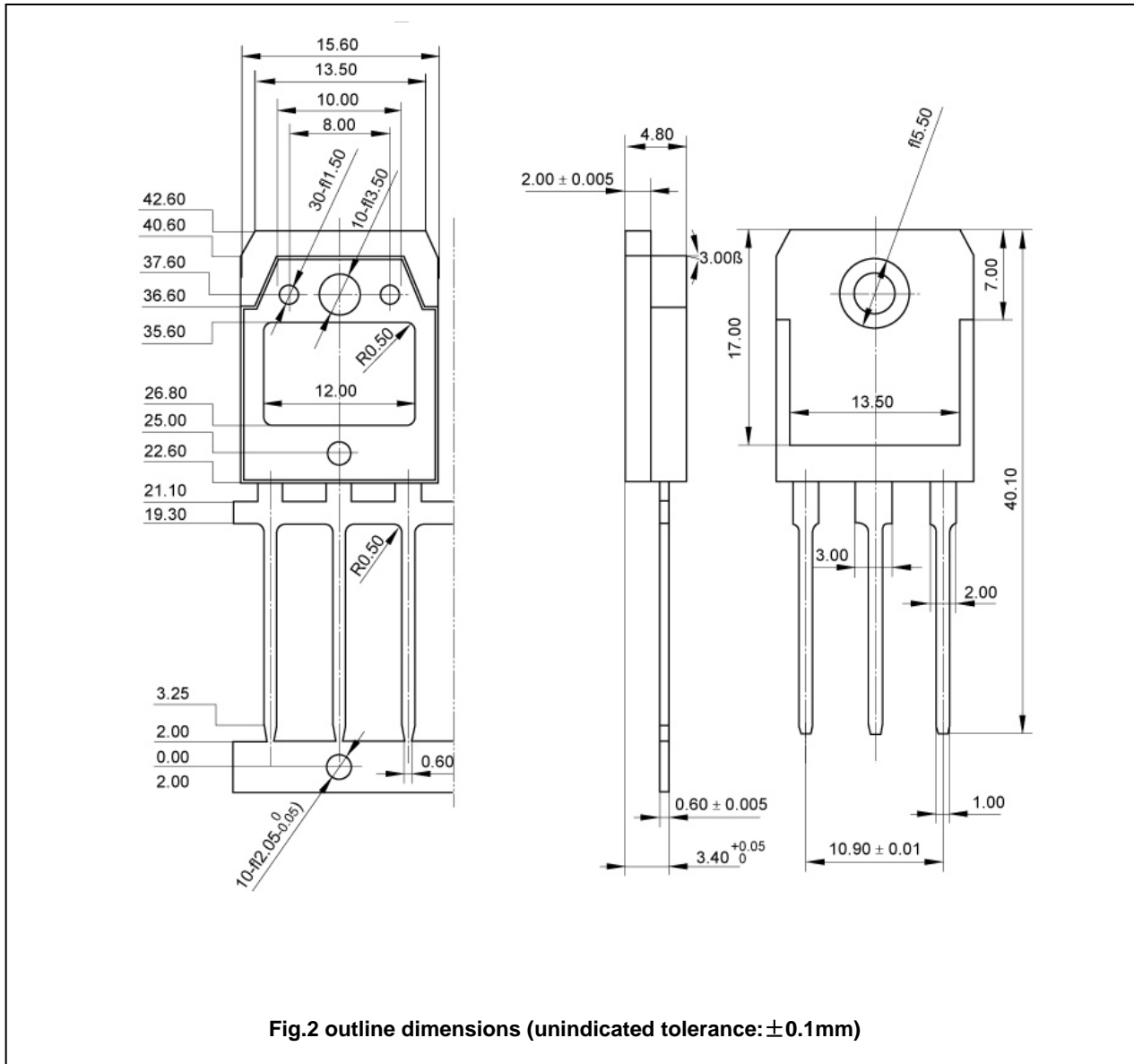
◆ h_{FE-1} classifications

| L | M | N |
|-------|-------|-------|
| 15-30 | 20-40 | 30-50 |

Silicon NPN Power Transistors

2SC4108

PACKAGE OUTLINE



Silicon NPN Power Transistors

2SC4108

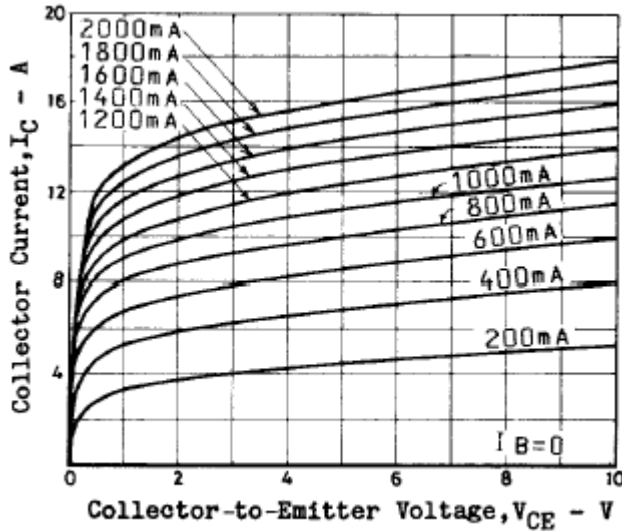


Fig.3 Static Characteristic

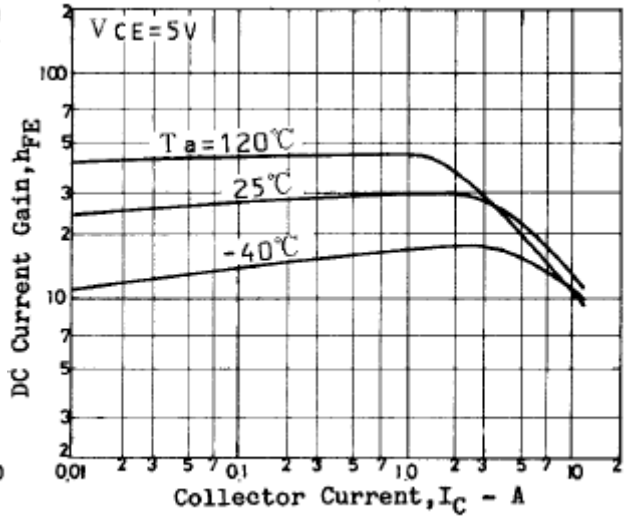


Fig.4 DC current Gain

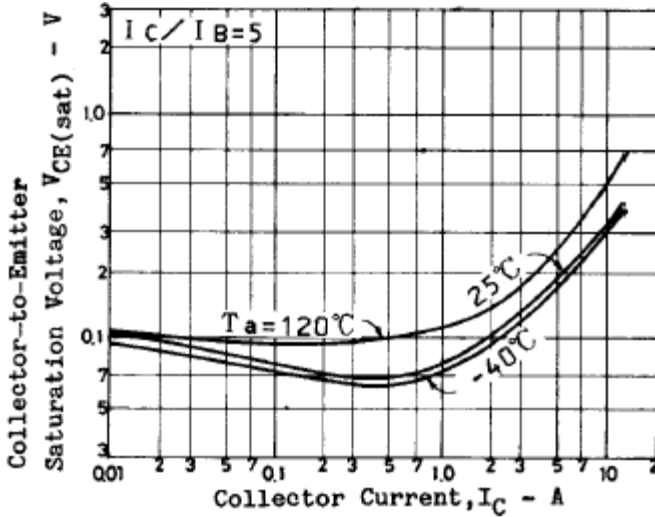


Fig.5 Collector-Emitter Saturation Voltage

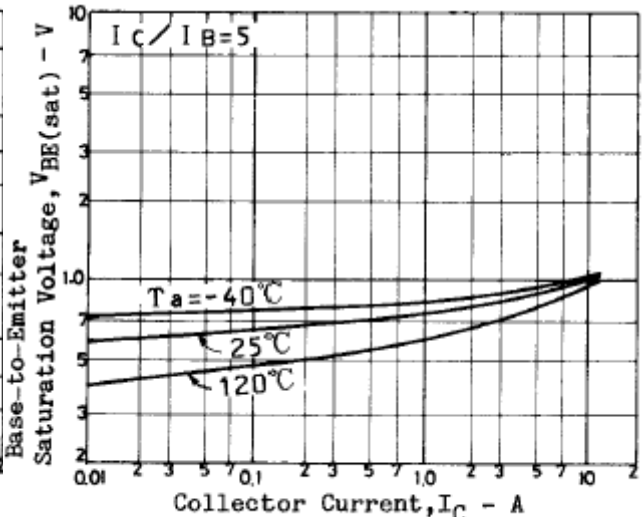


Fig.6 Base-Emitter Saturation Voltage

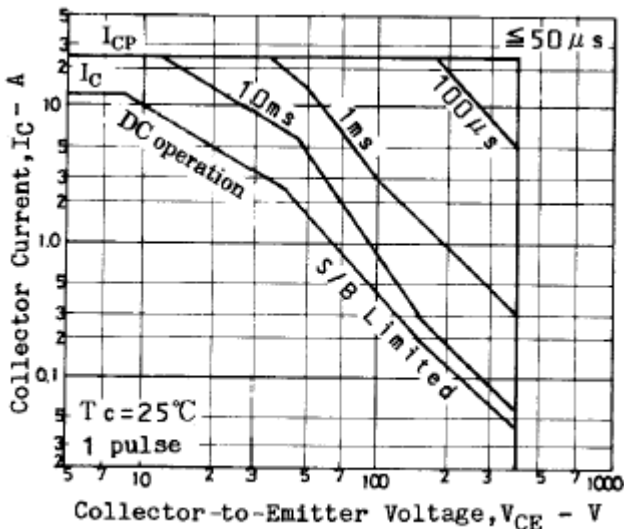


Fig.7 Safe Operating Area