



PRINCIPAL SPECIFICATIONS

Model Number	Mechanical Configuration	Weight oz. (g)
AUM-25A	Standard Model	2.5 (70)
AUMP-25A	Panel Mount Version	3.8 (106)
AUMP-25AKX	Panel Mount w/ Knob	4 (112)
AUMP-25ATX	Panel Mount w/ TC Dial	4 (112)

General Notes:

1. The AUM/AUMP-25A series has been designed for wideband ECM systems and other microwave applications in the 0.5 to 12 GHz frequency band where precise attenuation must be maintained over a wide variety of military and laboratory environments. Applications include signal and LO power control, automatic level control and impedance matching.

2. The AUM/AUMP-25A series of attenuators use ferrite absorption of microwave energy for long term stability and high reliability. They meet applicable paragraphs of MIL-A-24215 and can be supplied screened to meet specific military and commercial high reliability applications.

GENERAL SPECIFICATIONS

Attenuation Range:

0.5 - 1 GHz:	10 dB min.
1 - 2 GHz:	20 dB min.
2 - 4 GHz:	30 dB min.
4 - 8 GHz:	40 dB min.
8 - 12 GHz:	30 dB min.

Insertion Loss:

0.5 - 8 GHz:	0.5 dB max.
8 - 12 GHz:	0.7 dB max.

VSWR:

0.5 - 8 GHz:	1.5:1 max.
8 - 12 GHz:	2.0:1 max.

Impedance:

50 Ω nom.

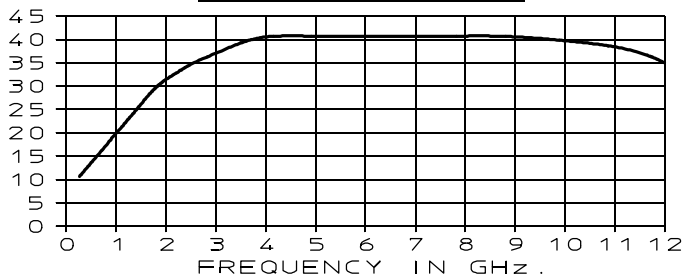
CW Power:

2 Watts max

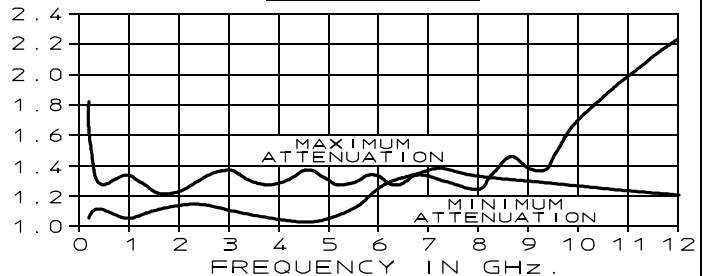
Operating Temperature:

-55° to +85°C

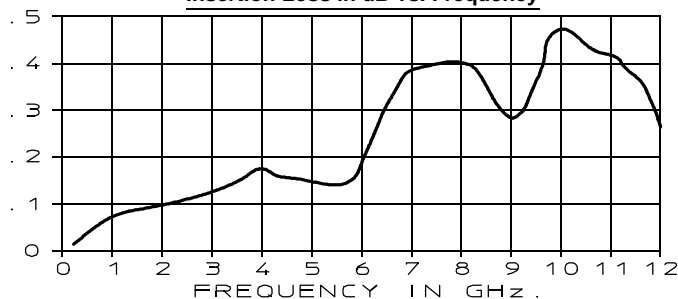
Attenuation in dB vs. Frequency



VSWR vs. Frequency



Insertion Loss in dB vs. Frequency



**Typical
Performance**

30Apr96

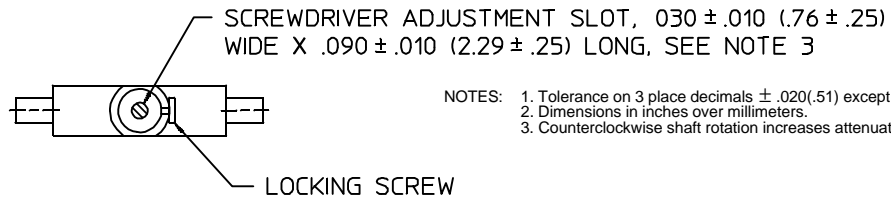
AUM & AUMP-25A

MICROWAVE ATTENUATORS

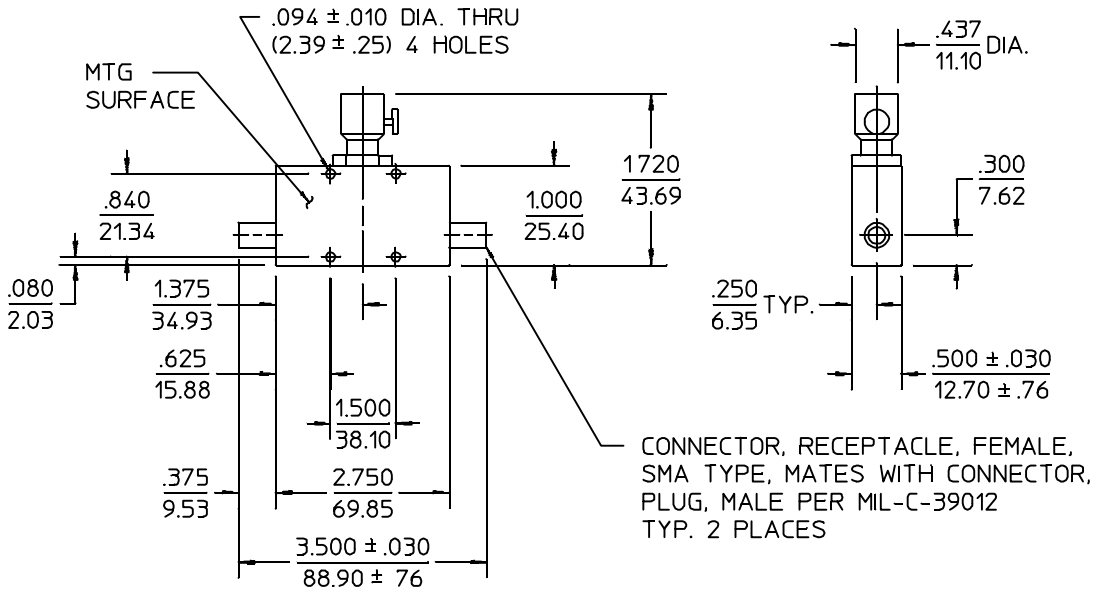
0.5 to 12 GHz / 0 to 30 dB / Ferrite / Excellent Temperature Stability / MIL-E-5400 Class 3 / SMA



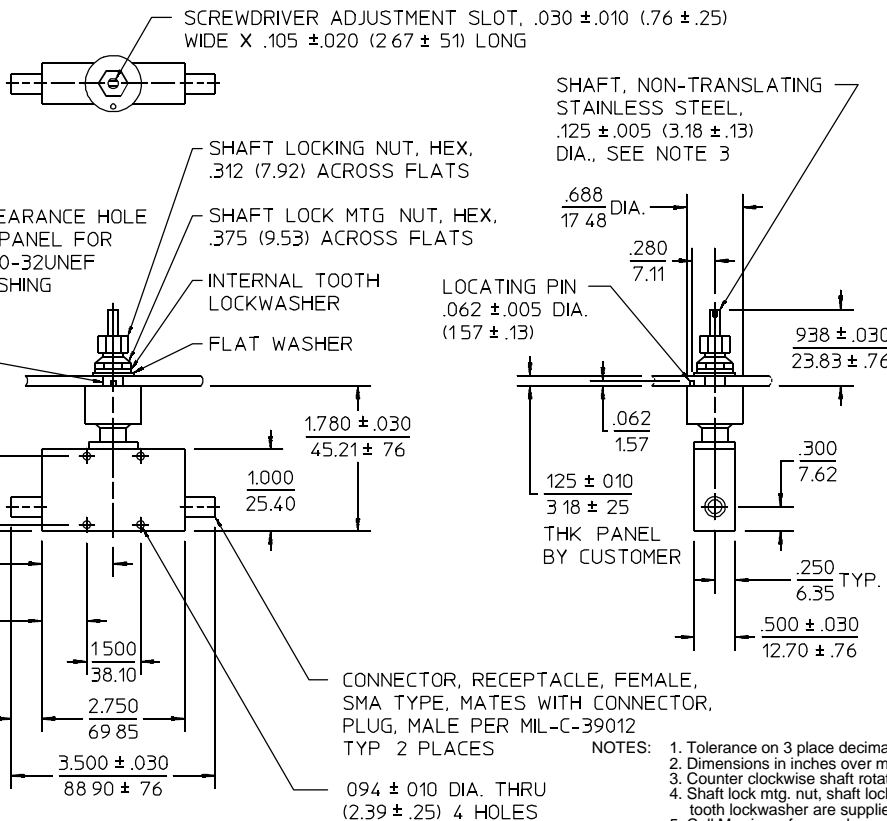
AUM-25A



- NOTES: 1. Tolerance on 3 place decimals $\pm .020(.51)$ except as noted.
2. Dimensions in inches over millimeters.
3. Counterclockwise shaft rotation increases attenuation.



AUMP-25A



- NOTES: 1. Tolerance on 3 place decimals $\pm .020(.51)$ except as noted.
2. Dimensions in inches over millimeters.
3. Counterclockwise shaft rotation increases attenuation.
4. Shaft lock mtg. nut, shaft locking nut, flat washer and internal tooth lockwasher are supplied by MERRIMAC.
5. Call Merrimac for panel mount installation instructions.

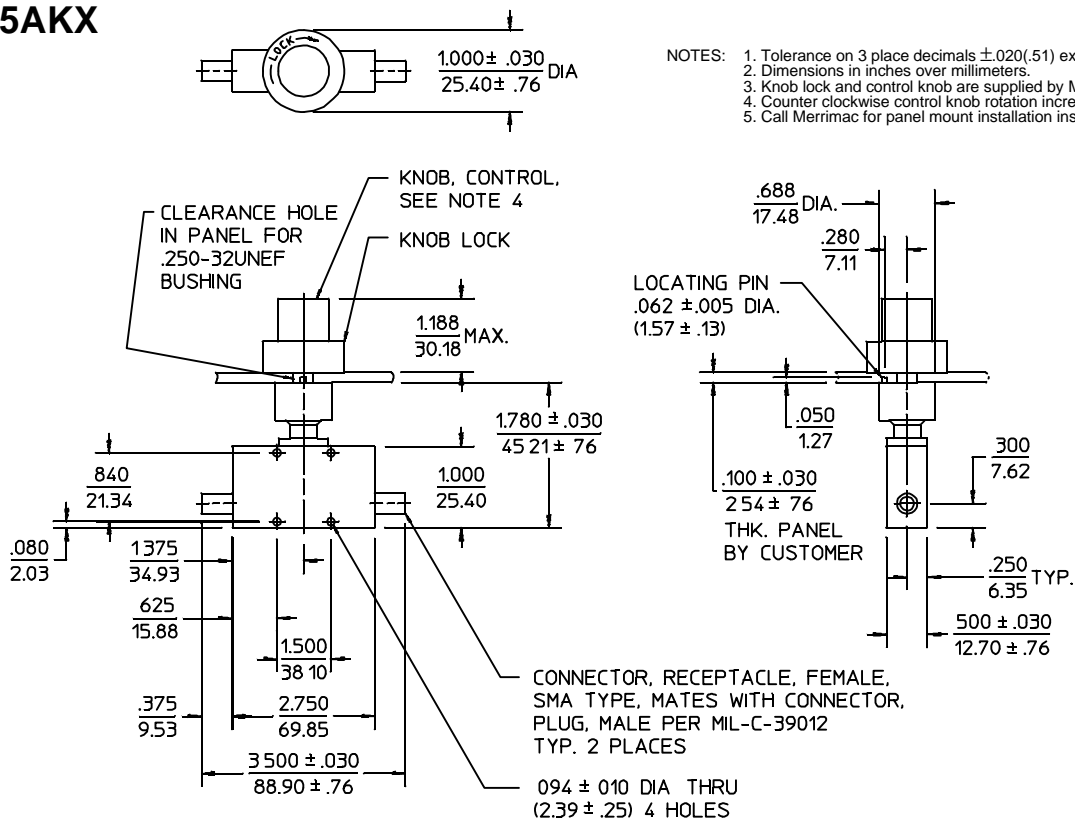
05Mar96

AUM & AUMP-25A


MICROWAVE ATTENUATORS

0.5 to 12 GHz / 0 to 30 dB / Ferrite / Excellent Temperature Stability / MIL-E-5400 Class 3 / SMA

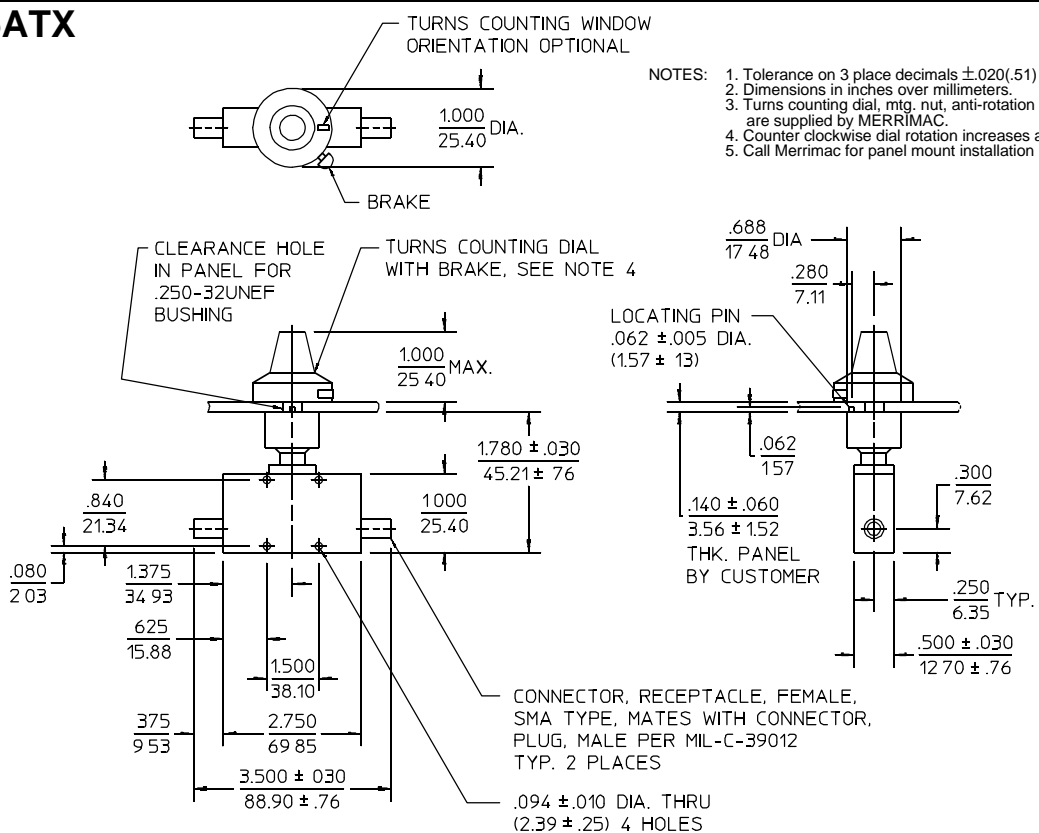
AUMP-25AKX



- NOTES:
1. Tolerance on 3 place decimals $\pm .020(.51)$ except as noted.
 2. Dimensions in inches over millimeters.
 3. Knob lock and control knob are supplied by MERRIMAC.
 4. Counter clockwise control knob rotation increases attenuation.
 5. Call Merrimac for panel mount installation instructions.



AUMP-25ATX



- NOTES:
1. Tolerance on 3 place decimals $\pm .020(.51)$ except as noted.
 2. Dimensions in inches over millimeters.
 3. Turns counting dial, mtg. nut, anti-rotation washer are supplied by MERRIMAC.
 4. Counter clockwise dial rotation increases attenuation.
 5. Call Merrimac for panel mount installation instructions.

05Mar96