

Silicon NPN Power Transistors

MJE15028

DESCRIPTION


- With TO-220C package
- Complement to type MJE15029
- High transition frequency
- DC current gain specified to 4.0 Amperes
 - $h_{FE} = 40$ (Min) @ $I_C = 3.0$ Adc
 - $h_{FE} = 20$ (Min) @ $I_C = 4.0$ Adc

APPLICATIONS

- Designed for use as high-frequency drivers in audio amplifiers.

PINNING

PIN	DESCRIPTION
1	Base
2	Collector;connected to mounting base
3	Emitter



Absolute maximum ratings (Tc=25°C)

SYMBOL	PARAMETER	CONDITIONS	VALUE	UNIT
V_{CBO}	Collector-base voltage	Open emitter	120	V
V_{CEO}	Collector-emitter voltage	Open base	120	V
V_{EBO}	Emitter-base voltage	Open collector	5	V
I_C	Collector current (DC)		8	A
I_{CM}	Collector current-Peak		16	A
I_B	Base current		2	A
P_D	Total power dissipation	$T_a=25^\circ\text{C}$	2	W
		$T_c=25^\circ\text{C}$	50	
T_j	Junction temperature		150	°C
T_{stg}	Storage temperature		-65~150	°C

THERMAL CHARACTERISTICS

SYMBOL	PARAMETER	MAX	UNIT
$R_{th\ j-C}$	Thermal resistance ; junction to case	2.5	°C/W
$R_{th\ j-A}$	Thermal resistance ; junction to ambient	62.5	°C/W

Silicon NPN Power Transistors

MJE15028

CHARACTERISTICS

T_j=25 °C unless otherwise specified

SYMBOL	PARAMETER	CONDITIONS	MIN	TYP.	MAX	UNIT
V _{CEO(SUS)}	Collector-emitter sustaining voltage	I _C =10mA I _B =0	120			V
V _{CEsat}	Collector-emitter saturation voltage	I _C =1A I _B =0.1A			0.5	V
V _{BE}	Base-emitter on voltage	I _C =1A ; V _{CE} =2V			1.0	V
I _{CBO}	Collector cut-off current	V _{CB} =120V; I _E =0			10	μA
I _{CEO}	Collector cut-off current	V _{CE} =120V; I _B =0			0.1	mA
I _{EBO}	Emitter cut-off current	V _{EB} =5V; I _C =0			10	μA
h _{FE-1}	DC current gain	I _C =0.1A ; V _{CE} =2V	40			
h _{FE-2}	DC current gain	I _C =2A ; V _{CE} =2V	40			
h _{FE-3}	DC current gain	I _C =3A ; V _{CE} =2V	40			
h _{FE-4}	DC current gain	I _C =4A ; V _{CE} =2V	20			
f _T	Transition frequency	I _C =0.5A;V _{CE} =10V;f=10MHz	30			MHz

Silicon NPN Power Transistors

MJE15028

PACKAGE OUTLINE



Fig.2 Outline dimensions (unindicated tolerance: ±0.10mm)

Silicon NPN Power Transistors

MJE15028

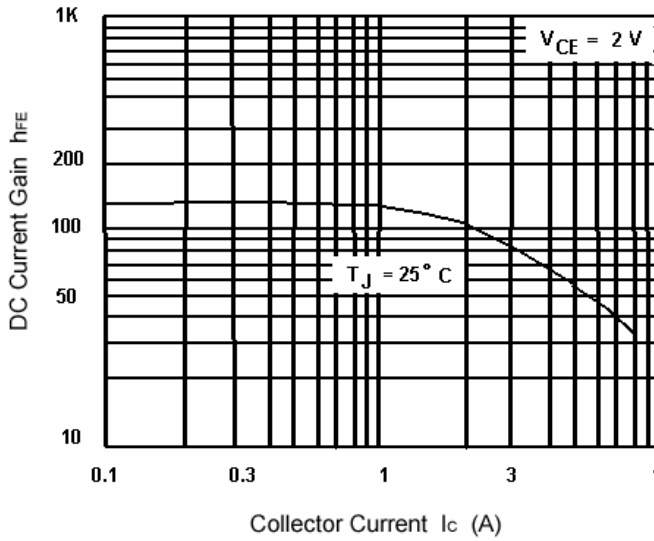


Fig.3 DC current Gain

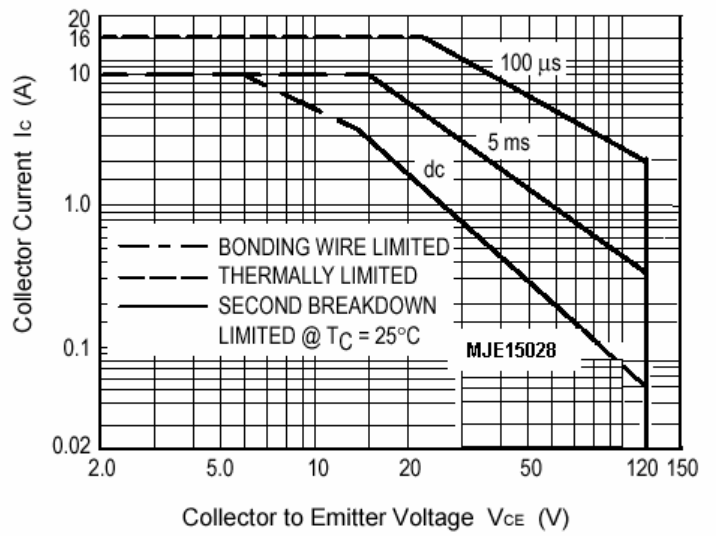


Fig.4 Safe Operating Area

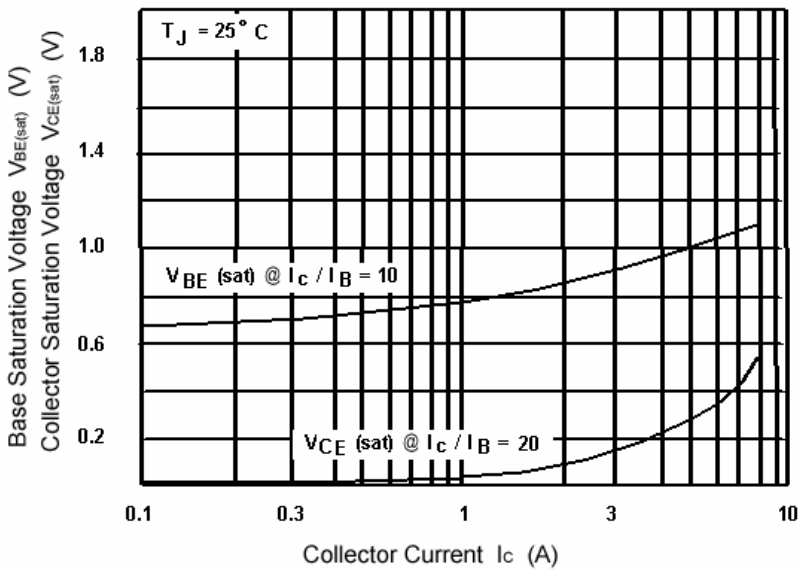


Fig.5 Base-Emitter Saturation Voltage
Collector-Emitter Saturation Voltage