

TR11 Series




up to 12 Amps

UL1077 Recognized Supplementary Protector/ Circuit Breaker for Equipment

Applications:

Protection of single phase Motors, Transformers, UPS, Power strips, Solenoids etc., against damage due to overcurrent conditions.



Current Rating	0.5 - 16.0A
Rated Voltage	240V AC, 50/60Hz, 32V DC / 24V DC (VDE)
Initial insulation resistance	> 100 M ohms. (As per EN 60934)
Dielectric strength	1.5 KV for One minute. (As per EN 60934) 6 I _n ~ up to 9.0A
Overload Switching Capacity	4 I _n - up to 12.0A (As per EN 60934) 60A Max. ~ from 10.0A to 12.0A 60A Max. - from 10.0A to 12.0A
Maximum Breaking Capacity	8x I _n for <6.0A 60A MAX. for ≥ 6.0A
Power Loss	1 - 2 Watts
Operating Temperature	Maximum 60°C Ambient
Operational Life at 2xI _n	1000 Cycles
Limited short circuit current	1000 Amps PC 1
Terminals	0.25" Quick connect
Applicable Standards	EN 60934, CSA 22.2 No. 235, UL-1077
Approvals	up to 16.0 A upto 12.0A
Accessories	Dust Cover, DC-TR11 C (see page 14)

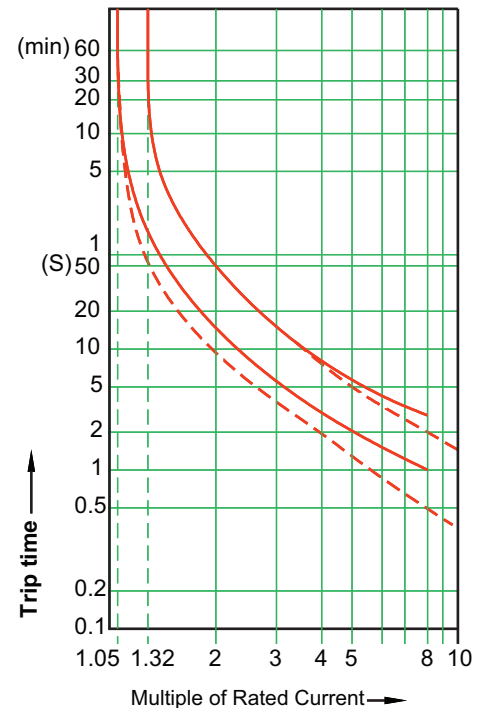
Time Current Characteristics:

The standard characteristic is valid for ambient temperatures of +23°C. If the device is to be used in an ambient temperature other than +23°C, allowances must be made when selecting the current rating according to the following guidelines:

Ambient temp. °C	-20	-5	0	+10	+20	+30	+40	+50	+60
Correction Factor	0.8	0.88	0.9	0.96	1	1.05	1.12	1.2	1.3

Example :
 Normal Continuous Current : 1.8A
 Ambient Temperature : 40°C
 Correction Factor : 1.12
 Recommended Current Rating : 1.8 x 1.12 = 2.016
 Select the nearest : 2.0A

Operating Characteristic



Rated current < 6 A
 ----- >= 6 A
 Ambient Temperature 23°C

TR-11 Characteristics & Mounting Options

Application Examples:


Protection of single phase Motors, Transformers, UPS, Power strips, Solenoids etc., against damage due to overcurrent conditions.



E209569



up to 12 Amps



Central Mounting

Standard Pack: 10

Weight: 0.27kg (0.6 lb.)

Rated Current	Type/ Cat. No.
0.5A	TR-11CX630.5A
0.9A	TR-11CX630.9A
1.0A	TR-11CX631A
1.2A	TR-11CX631.2A
1.5A	TR-11CX631.5A
1.8A	TR-11CX631.8A
2.0A	TR-11CX632A
2.2A	TR-11CX632.2A
2.5A	TR-11CX632.5A
2.7A	TR-11CX632.7A
3A	TR-11CX633A
3.3A	TR-11CX633.3A
4A	TR-11CX634A
5A	TR-11CX635A
6A	TR-11CX636A
6.5A	TR-11CY636.5A
7A	TR-11CY637A
8A	TR-11CY638A
9A	TR-11CY639A
10A	TR-11CY6310A
12A	TR-11CY6312A
15A	TR-11CY6315A
16A	TR-11CY6316A




Wing Clips*

Standard Pack: 10

Weight: 0.27kg (0.6 lb.)

Rated Current	Type/ Cat. No.
0.5A	TR-11WX630.5A
0.9A	TR-11WX630.9A
1.0A	TR-11WX631A
1.2A	TR-11WX631.2A
1.5A	TR-11WX631.5A
1.8A	TR-11WX631.8A
2.0A	TR-11WX632A
2.2A	TR-11WX632.2A
2.5A	TR-11WX632.5A
2.7A	TR-11WX632.7A
3A	TR-11WX633A
3.3A	TR-11WX633.3A
4A	TR-11WX634A
5A	TR-11WX635A
6A	TR-11WX636A
6.5A	TR-11WY636.5A
7A	TR-11WY637A
8A	TR-11WY638A
9A	TR-11WY639A
10A	TR-11WY6310A
12A	TR-11WY6312A
15A	TR-11WY6315A
16A	TR-11WY6316A



Snap Fitting*

Standard Pack: 10

Weight: 0.27kg (0.6 lb.)

Rated Current	Type/ Cat. No.
0.5A	TR-11SX630.5A
0.9A	TR-11SX630.9A
1.0A	TR-11SX631A
1.2A	TR-11SX631.2A
1.5A	TR-11SX631.5A
1.8A	TR-11SX631.8A
2.0A	TR-11SX632A
2.2A	TR-11SX632.2A
2.5A	TR-11SX632.5A
2.7A	TR-11SX632.7A
3A	TR-11SX633A
3.3A	TR-11SX633.3A
4A	TR-11SX634A
5A	TR-11SX635A
6A	TR-11SX636A
6.5A	TR-11SY636.5A
7A	TR-11SY637A
8A	TR-11SY638A
9A	TR-11SY639A
10A	TR-11SY6310A
12A	TR-11SY6312A
15A	TR-11SY6315A
16A	TR-11SY6316A



Integral Mounting*

Standard Pack: 10

Weight: 0.27kg (0.6 lb.)

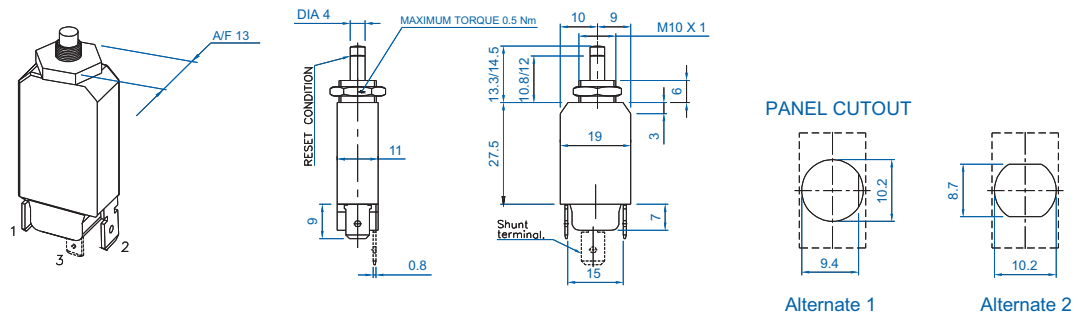
Rated Current	Type/ Cat. No.
0.5A	TR-11BX630.5A
0.9A	TR-11BX630.9A
1.0A	TR-11BX631A
1.2A	TR-11BX631.2A
1.5A	TR-11BX631.5A
1.8A	TR-11BX631.8A
2.0A	TR-11BX632A
2.2A	TR-11BX632.2A
2.5A	TR-11BX632.5A
2.7A	TR-11BX632.7A
3A	TR-11BX633A
3.3A	TR-11BX633.3A
4A	TR-11BX634A
5A	TR-11BX635A
6A	TR-11BX636A
6.5A	TR-11BY636.5A
7A	TR-11BY637A
8A	TR-11BY638A
9A	TR-11BY639A
10A	TR-11BY6310A
12A	TR-11BY6312A
15A	TR-11BY6315A
16A	TR-11BY6316A

* SPECIAL ORDER ONLY. Contact Altech for more details.

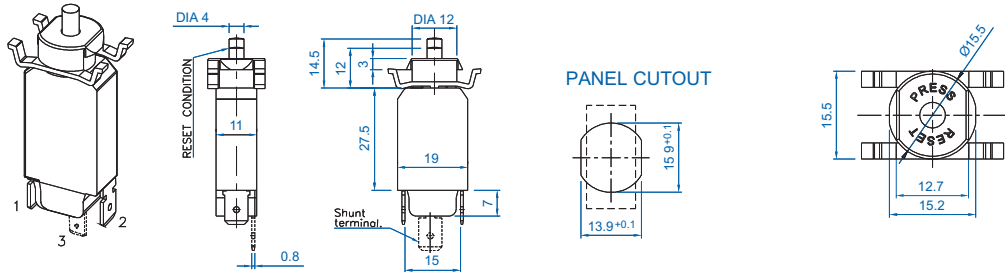
PCB Mounting and additional Shunt Terminal available, please contact Altech.

TR-11 Dimensions & Mounting Options

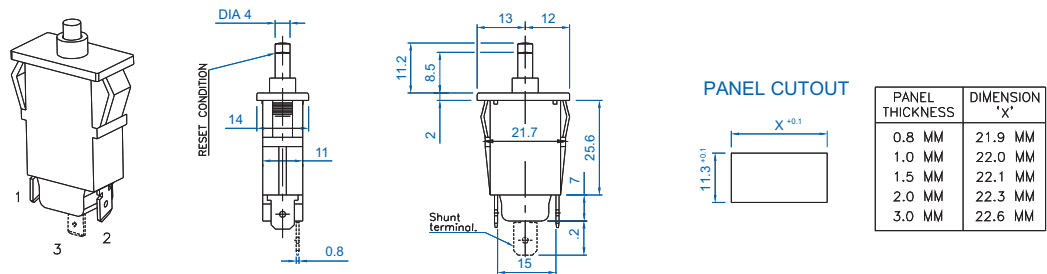
Central Mounting



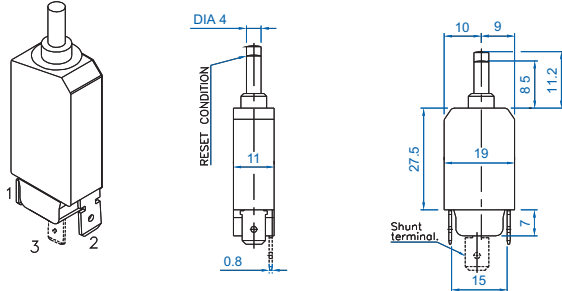
Wing Clips



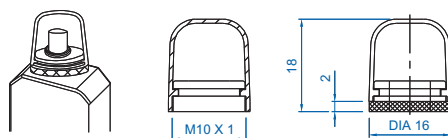
Snap Fitting



Integral Mounting



Dust Cover



Cover is suitable for central mounting type circuit breaker to provide dust & splash protection (IP 54).
Type/Cat. No.: DC TR11 C

Dimensions in mm (to convert to inches multiply by 0.03937)