

## Micro-D Backshells

### EMI, Composite, Round Cable Entry 507-088



**Save Weight and Eliminate Corrosion Damage** with composite Micro-D backshells. These round cable entry backshells are injection-molded with high strength Ultem 2300 fiberglass-reinforced thermoplastic.

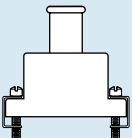


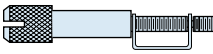

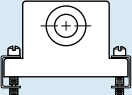


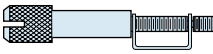

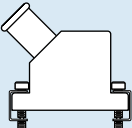


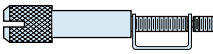

**Choose Top, Side or 45° Cable Entry.**

**Electroless Nickel Plated** for excellent EMI shielding effectiveness.

#### MATERIALS

Shell	Ultem 2300
Clips	17-7PH Stainless Steel
Hardware	300 Series Stainless Steel

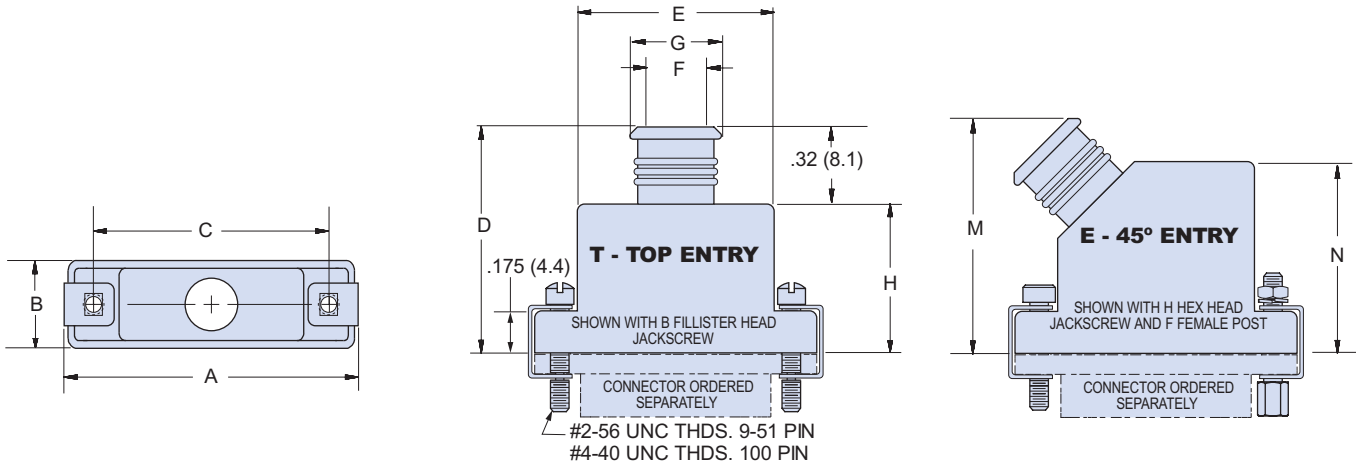
#### HOW TO ORDER 507-088 EMI BACKSHELLS

Series	Shell Finish	Connector Size	Hardware Option	Cable Entry Code												
<b>Top Entry</b> <b>507T088</b> 	<b>XM</b> Electroless Nickel	<b>0 9</b> <b>15</b> <b>21</b> <b>25</b> <b>31</b> <b>37</b> <b>51</b> <b>100</b>	<b>B</b> – Fillister Head Jackscrew  <b>H</b> – Hex Head Jackscrew  <b>E</b> – Extended Jackscrew (Not Available for 45° Cable entry)  <b>F</b> – Jackpost, Female 	<b>04</b> – .125 (3.2) <b>05</b> – .156 (4.0) <b>06</b> – .188 (4.8) <b>07</b> – .219 (5.6) <b>08</b> – .250 (6.4) <b>09</b> – .281 (7.1) <b>10</b> – .312 (7.9) <b>11</b> – .344 (8.7) <b>12</b> – .375 (9.5)												
				<b>Side Entry</b> <b>507S088</b> 	<b>XM</b> Electroless Nickel	<b>0 9</b> <b>15</b> <b>21</b> <b>25</b> <b>31</b> <b>37</b> <b>51</b> <b>100</b>	<b>B</b> – Fillister Head Jackscrew  <b>H</b> – Hex Head Jackscrew  <b>E</b> – Extended Jackscrew (Not Available for 45° Cable entry)  <b>F</b> – Jackpost, Female 	<b>04</b> – .125 (3.2) <b>05</b> – .156 (4.0) <b>06</b> – .188 (4.8) <b>07</b> – .219 (5.6) <b>08</b> – .250 (6.4) <b>09</b> – .281 (7.1) <b>10</b> – .312 (7.9) <b>11</b> – .344 (8.7) <b>12</b> – .375 (9.5)								
								<b>45° Entry</b> <b>507E088</b> 	<b>XM</b> Electroless Nickel	<b>0 9</b> <b>15</b> <b>21</b> <b>25</b> <b>31</b> <b>37</b> <b>51</b> <b>100</b>	<b>B</b> – Fillister Head Jackscrew  <b>H</b> – Hex Head Jackscrew  <b>E</b> – Extended Jackscrew (Not Available for 45° Cable entry)  <b>F</b> – Jackpost, Female 	<b>04</b> – .125 (3.2) <b>05</b> – .156 (4.0) <b>06</b> – .188 (4.8) <b>07</b> – .219 (5.6) <b>08</b> – .250 (6.4) <b>09</b> – .281 (7.1) <b>10</b> – .312 (7.9) <b>11</b> – .344 (8.7) <b>12</b> – .375 (9.5)				
												<b>Sample Part Number</b>				
												<b>507T088</b>	<b>M</b>	<b>25</b>	<b>H</b>	<b>08</b>

#### Maximum Cable Entry Code

Size	T Top Entry	E 45° Entry	S Side Entry
<b>9</b>	08	08	09
<b>15</b>	08	08	12
<b>21</b>	08	08	12
<b>25</b>	08	08	12
<b>31</b>	09	09	12
<b>37</b>	09	09	12
<b>51</b>	10	10	12
<b>100</b>	12	12	12

# Micro-D Backshells EMI, Composite, Round Cable Entry 507-088



Cable Entry Code	F		G	
	In. ±.010	mm. ±0.25	In.	mm.
04	.125	3.18	.219	5.56
05	.156	3.96	.250	6.35
06	.188	4.78	.281	7.14
07	.219	5.56	.313	7.95
08	.250	6.35	.344	8.74
09	.281	7.14	.375	9.53
10	.312	7.92	.406	10.31
11	.344	8.74	.438	11.13
12	.375	9.53	.469	11.92

## DIMENSIONS

Size	A Max.		B Max.		C		D Max.		E Max.		H Max.		J Max.		K		L Max.		M Max.		N Max.	
	In.	mm.	In.	mm.	In.	mm.	In.	mm.	In.	mm.	In.	mm.	In.	mm.	In.	mm.	In.	mm.	In.	mm.	In.	mm.
09	.850	21.59	.370	9.40	.565	14.35	.780	19.81	.410	10.41	.460	8.89	.680	17.27	.435	11.05	1.040	26.42	1.000	25.40	.680	17.27
15	1.000	25.40	.370	9.40	.715	18.16	.790	20.07	.580	14.73	.470	11.94	.730	18.54	.440	11.2	1.170	29.72	1.030	26.16	.730	18.54
21	1.150	29.21	.370	9.40	.865	21.97	.910	23.11	.740	18.80	.590	14.99	.765	19.43	.458	11.63	1.290	32.77	1.050	26.67	.765	19.43
25	1.250	31.75	.370	9.40	.965	24.51	.970	24.64	.850	21.59	.650	16.51	.830	21.08	.483	12.27	1.350	34.29	1.090	27.69	.830	21.08
31	1.400	35.56	.370	9.40	1.115	28.32	1.030	26.16	.980	24.89	.710	18.03	.890	20.32	.476	12.09	1.420	36.07	1.130	28.70	.890	22.61
37	1.550	39.37	.370	9.40	1.265	32.13	1.070	27.18	1.130	28.70	.750	19.05	.955	24.26	.478	12.14	1.450	36.83	1.230	31.24	.955	24.26
51	1.500	38.10	.410	10.41	1.215	30.86	1.100	27.94	1.080	27.43	.780	19.81	1.005	25.53	.548	13.91	1.480	37.59	1.250	31.75	1.005	25.53
100	2.235	56.77	.460	11.68	1.800	45.72	1.160	29.46	1.470	37.34	.810	21.34	1.080	27.43	.687	17.45	1.580	40.13	1.320	33.53	1.080	27.43