

Customer Name	Standard	FUJITSU MEDIA DEVICES LIMITED	
System	PCS-Tx	DATE	Jun 28, 2005
FMD Part Number	FAR-F6KA-1G8800-L4AF	Version1.0a	

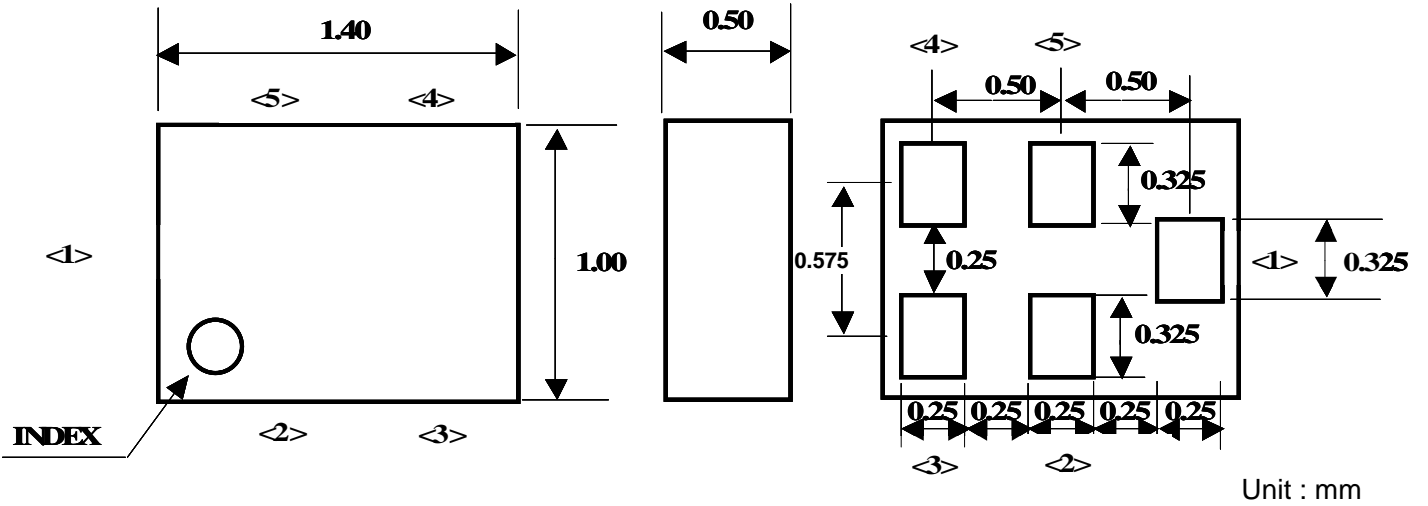
Table 1. Electrical specifications

Passband:1850.6 ~ 1909.4 MHz						
Item	Condition	Specification			Unit	Remarks
		Min.	Typ.	Max.		
Insertion Loss	1850.6~1909.4 MHz	-	2.4	3.8	dB	
Ripple	1850.6~1909.4 MHz	-	1.3	2.7	dB	
Absolute attenuation	DC~1570 MHz	20	25	-	dB	
	1570~1580 MHz	24	30	-	dB	
	1580~1770 MHz	24	30	-	dB	
	1770~1829.4 MHz	10	23	-	dB	
	1930.6~1989.4 MHz	27	35	-	dB	
	1989.4~3000 MHz	23	32	-	dB	
	3000~4000 MHz	14	21	-	dB	
	4000~6000 MHz	4	9	-	dB	
VSWR(Input)	1850.6~1909.4 MHz	-	2.0	2.5	-	
VSWR(Output)	1850.6~1909.4 MHz	-	2.0	2.5	-	
Input Impedance	Unbalanced	50			Ohm	
Output Impedance	Unbalanced	50			Ohm	
Operating Temperature		-30 ~ +85			°C	
Device size		1.4typ.x1.0typ.x0.5max.			mm	

Customer Name	Standard	FUJITSU MEDIA DEVICES LIMITED	
System	PCS-Tx	DATE	Jun 28, 2005
FMD Part Number	FAR-F6KA-1G8800-L4AF	Version1.0a	

Dimensions

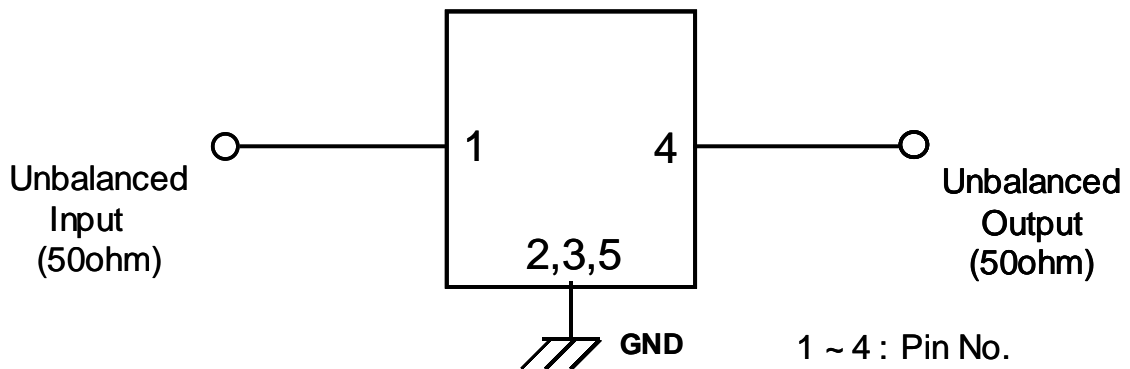
Device size: 1.4typ. x 1.0typ. x 0.5max.



Pin Configuration

Pin No.	Pin name	Description
1	IN	Unbalanced pin
2	GND	Ground
3	GND	Ground
4	OUT	Unbalanced pin
5	GND	Ground

Evaluation Circuit



Customer Name	Standard	FUJITSU MEDIA DEVICES LIMITED	
System	PCS-Tx	DATE	Jun 28, 2005
FMD Part Number	FAR-F6KA-1G8800-L4AF	Version1.0a	

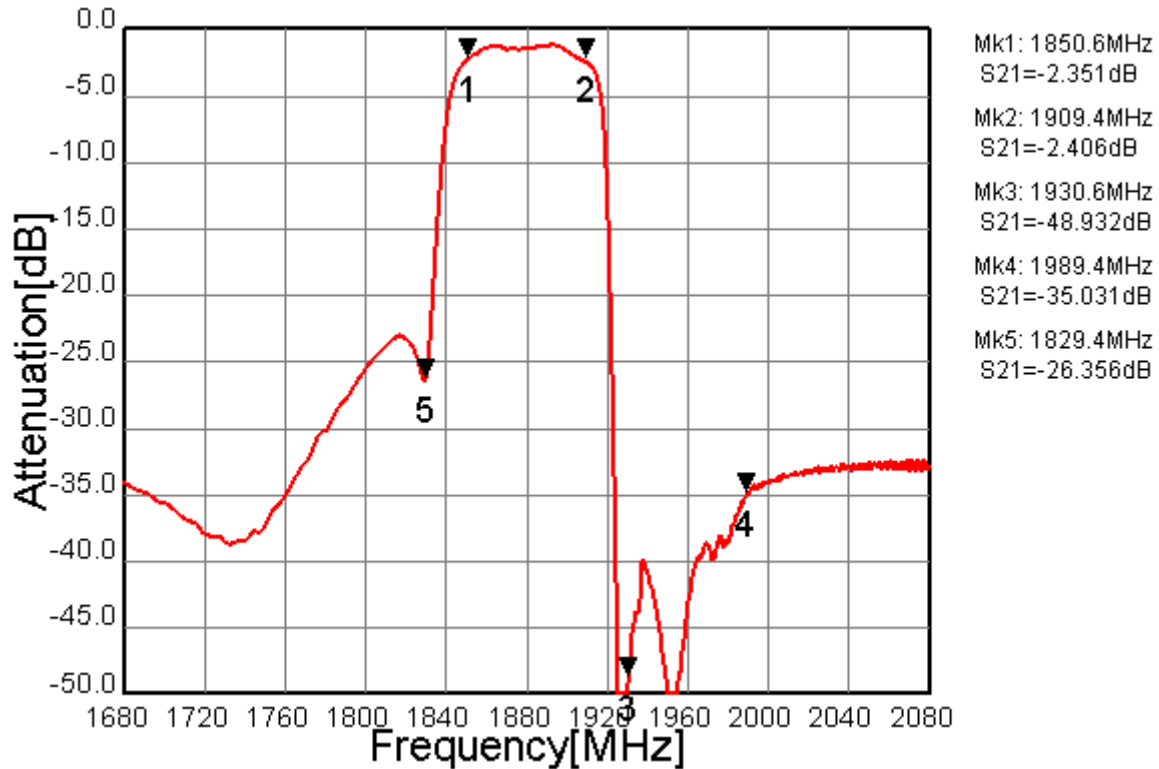


Fig.1 Pass-band Characteristics

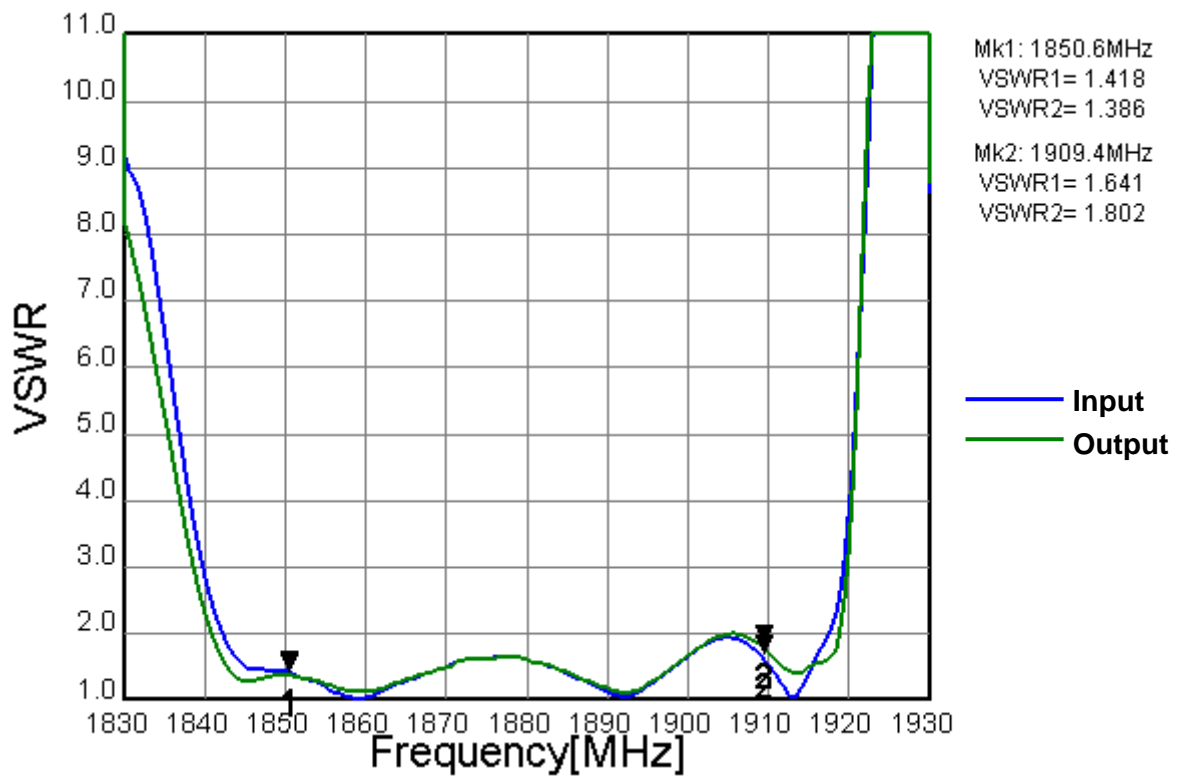


Fig.2 VSWR

Customer Name	Standard	FUJITSU MEDIA DEVICES LIMITED	
System	PCS-Tx	DATE	Jun 28, 2005
FMD Part Number	FAR-F6KA-1G8800-L4AF	Version1.0a	

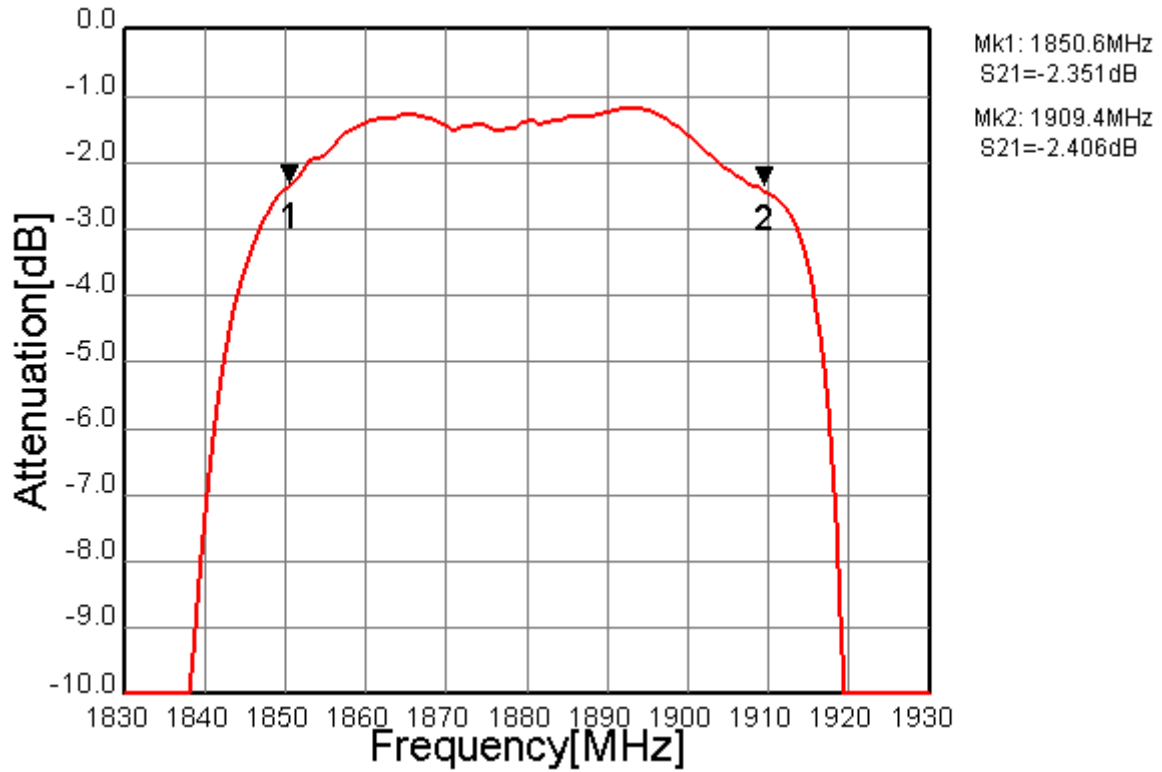


Fig.3 In-band Characteristics

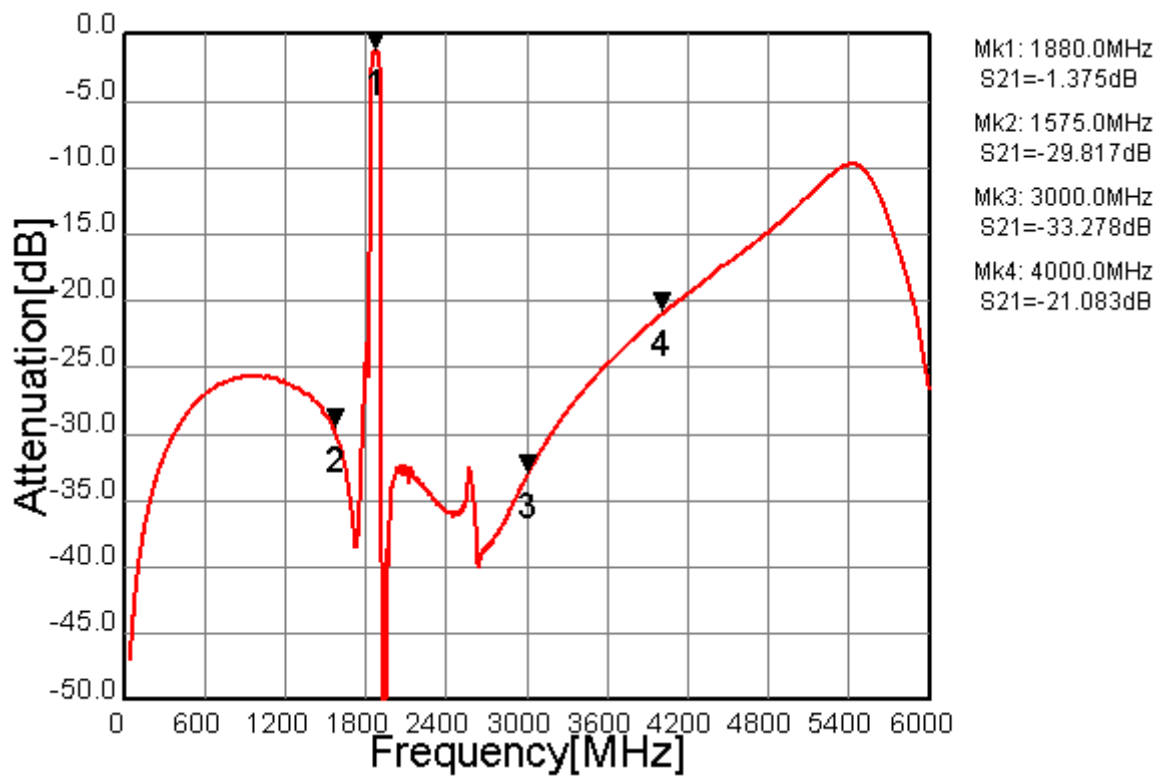


Fig.4 Wide-band Characteristics

Customer Name	Standard	FUJITSU MEDIA DEVICES LIMITED	
System	PCS-Tx	DATE	Jun 28, 2005
FMD Part Number	FAR-F6KA-1G8800-L4AF	Version1.0a	

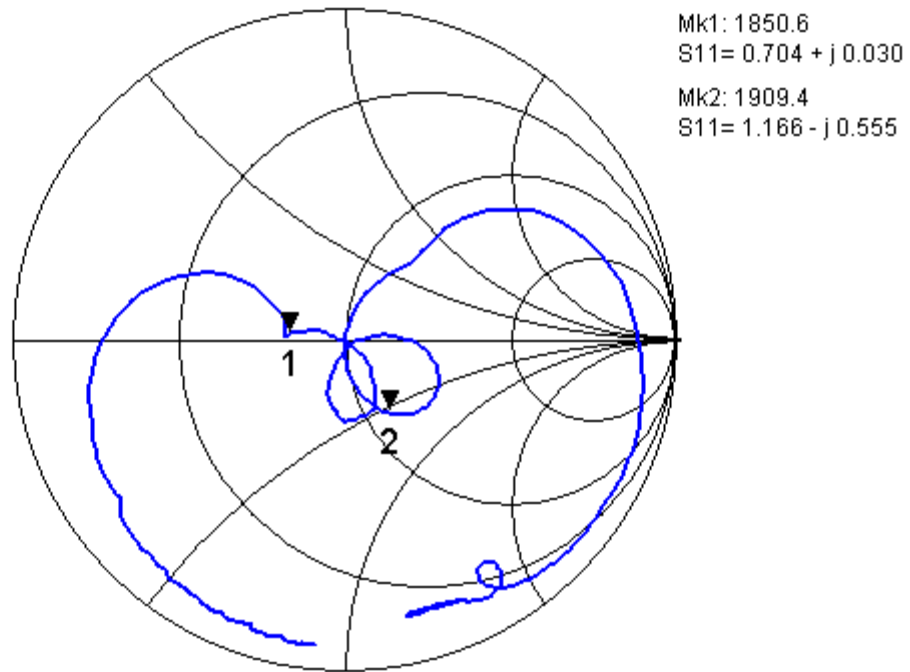


Fig.5 Input Impedance

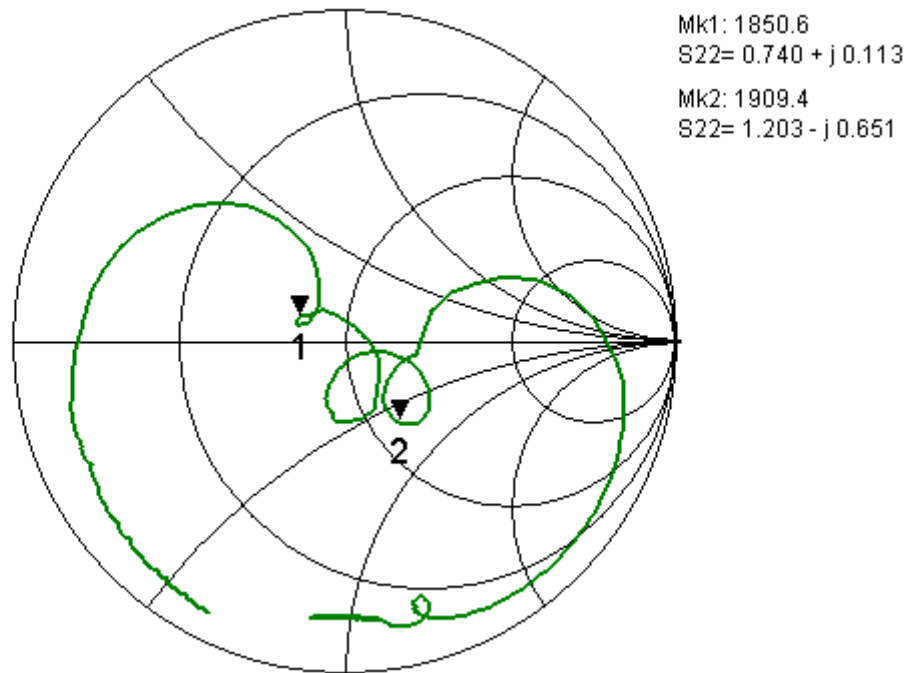


Fig.6 Output Impedance