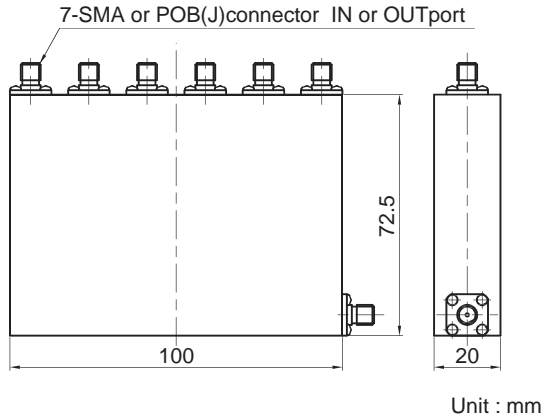


## Power Splitters / Combiners SPL7151 / SPL7152

### Dimensions

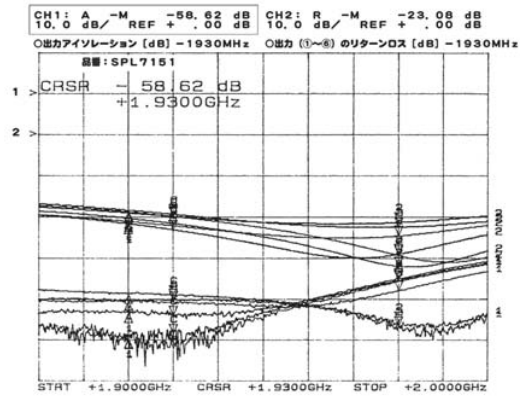
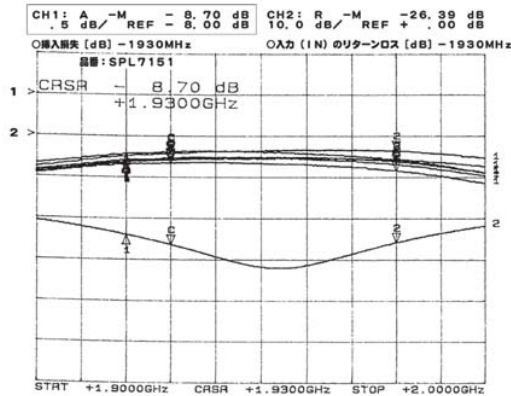


### Order Information

Style No.	Frequency Range [ MHz ]	Insertion Loss [ dB ]	Power Balance [ dB ]	In / out Return Loss [ dB ]	Isolation Between Ports [ dB ]	max. Power [ W ]
SPL7151	1920~1980	9.5 max.	0.8 max.	15 min.	3 min.	IN=5 OUT=1
SPL7152	2110~2170	9.5 max.	0.8 max.	15 min.	35 min.	IN=1 OUT=5

### Typical Performance

#### SPL7151



#### SPL7152

