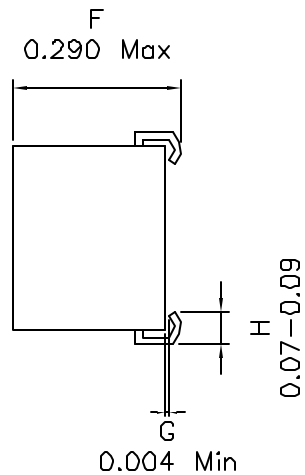
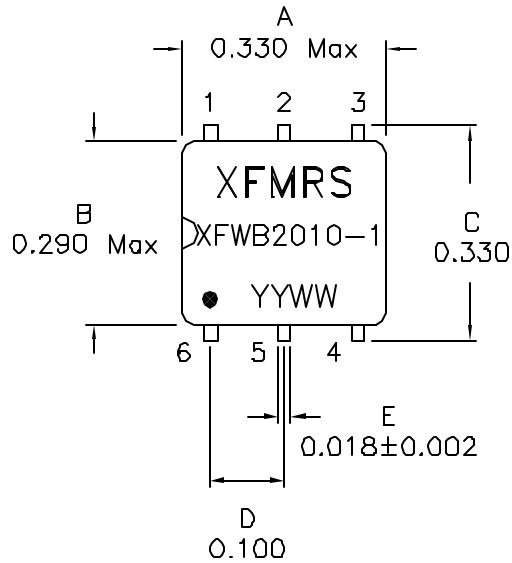


1. Mechanical Dimensions:

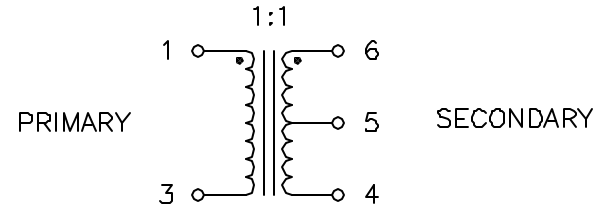


Notes:

1. Solderability: Leads shall meet MIL-STD-202G, Method 208H for solderability.
2. Flammability: UL94V-0
3. ASTM oxygen index: > 28%
4. Insulation System: Class F 155°C. UL file E151556
5. Operating Temperature Range: All listed parameters are to be within tolerance from -40°C to +85°C
6. Storage Temperature Range: -55°C to +125°C
7. Aqueous wash compatible
8. SMD Lead Coplanarity: ±0.004*(0.102mm)
9. Electrical and mechanical specifications 100% tested
10. RoHS Compliant Component

DOC. REV. A/5

2. Schematic:



3. Electrical Specifications: @25°C

ISOLATION: 300VAC (PRI TO SEC)

URNS RATIO: (1-3):(6-4)=1:1

OCL: 95uH Min @100KHz 50mV Each Wdg.

DC Res.: 0.20 Ohms Max Each Wdg

Freq. Bandwidth: 3.0dB Typ. 0.03 - 250MHz

Insertion Loss: 0.2dB Max

XFMRS Inc www.XFMRS.com	Title: RF TRANSFORMER		
	UNLESS OTHERWISE SPECIFIED TOLERANCES:	P/N: XFWB2010-1	REV. A
.xxx ±0.010	DWN.	Juan Mao	Feb-15-06
Dimensions in INCH	CHK.	YK Liao	Feb-15-06
SHEET 1 OF 1	APP.	BW	Feb-15-06