
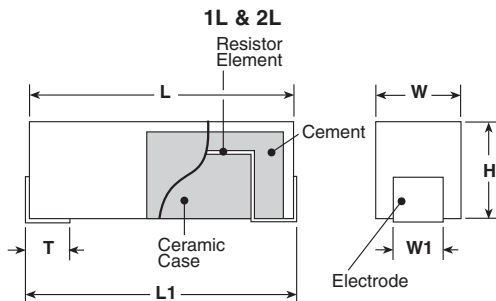


features

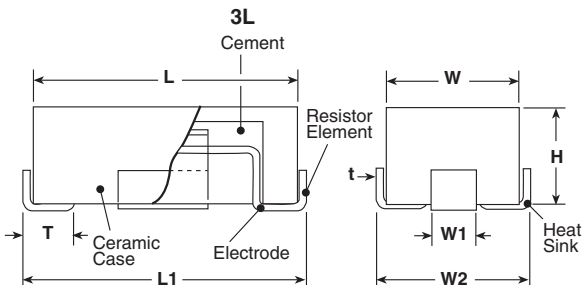
- Suitable to detect large current due to ultra low resistances
- Flame retardant resistor in a ceramic case
- All custom-made products
- Automatic mounting is available
- Products with lead-free terminations meet EU RoHS and China RoHS requirements



dimensions and construction



Size Code	Dimensions inches (mm)							
	L	L1	W	W2	H	W1	t	T
1L	.512±.019 (13±0.5)	.551±.039 (14±1.0)	.217±.019 (5.5±0.5)	—	.205±.019 (5.2±0.5)	—	—	.098±.039 (2.5±1.0)
2L	.709±.019 (18±0.5)	.748±.039 (19±1.0)	.248±.019 (6.3±0.5)	—	.236±.006 (6.0±0.5)	.118±.012 (3.0±0.03)	—	.118±.039 (3.0±1.0)
3L	—	.760±.039 (19.3±1.0)	.323±.019 (8.2±0.5)	.362 (9.2)	—	—	.012 (0.3)	—



ordering information

New Part #	BLR	1L	N	TE	50L	J
Type						
Power Rating		1L: 1W 2L: 2W 3L: 15W				
Termination Material			N: No surface treatment			
Packaging				TE: embossed plastic 1, 2: 1,000 pieces/reel 3: 750 pieces/reel		
Nominal Resistance					3 digits	
Resistance Tolerance						J: ±5% K: ±10%

applications and ratings

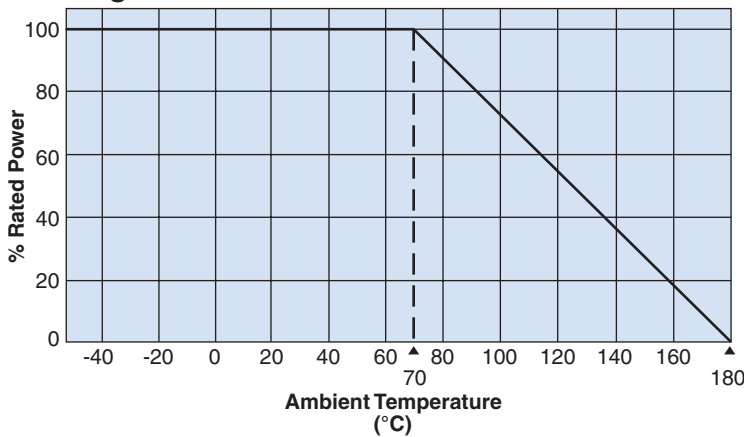
Part Designation	Power Rating	T.C.R. (ppm/°C) Max.	Resistance Range*	Resistance Tolerance	Rated Ambient Temperature	Operating Temperature Range
BLR1L	1W	±100	8mΩ - 50mΩ	J: ±5% K: ±10%	+70°C	-40°C to +180°C
BLR2L	2W		8mΩ - 50mΩ			
BLR3L	15W**		8mΩ - 50mΩ			

* Please consult with us in advance about resistance value for custom-made products

** It is assumed to be used on aluminum circuit board

environmental applications

Derating Curve



Performance Characteristics

Parameter	Requirement Δ R		Test Method
	Limit	Typical	
Resistance	Within specified tolerance	—	25°C
T.C.R.	Within specified value	—	Room temp. +100°C UP
Cold Resistance	±5.0%	±2.0%	-55°C, 1000 hours
Heat Resistance	±5.0%	±2.0%	+125°C, 1000 hours
Moisture Resistance	±5.0%	±2.0%	40°C ± 2°C, Power rating x 1/10, 90% - 95% RH, 1000 hours, 1.5 hr ON, 0.5 hr OFF cycle
Long Life	±5.0%	±2.0%	70°C ± 2°C, 1000 hours 1.5 hr ON, 0.5 hr OFF cycle