

BIMETAL  
CUTOUTS

# R

R53  
R54  
R55



**CANTHERM**


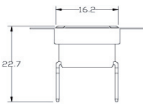

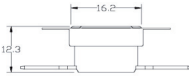

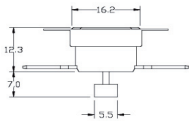

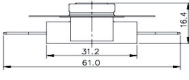

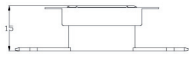
*Supplying high-quality bimetal and thermal sensor products.*



## Technical data


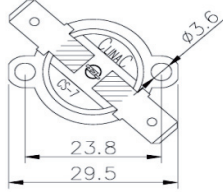

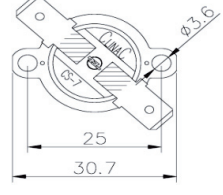

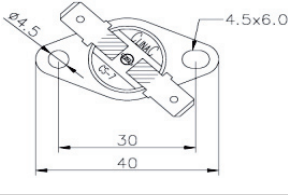

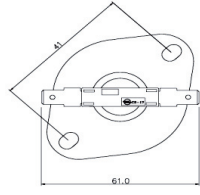

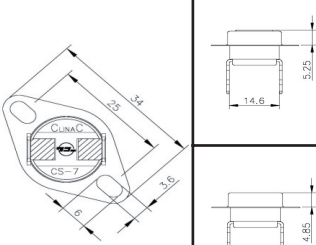

ratings \ control type		R53			R54		R55	
		CS-7S	CS-17	B-2	CH-15	CH-152-35	CR71	
function		automatic			SOD	automatic	SOD	manual
version		normally closed / normally open			nc	nc / no	nc	nc
VDE	rated current at 250 Vac ( cos $\phi$ 0,95 )	10A	25A	25A/15A	15 (10)	10	10(8)	
	switching cycles	100,000	100,000	1	100,000	1	–	
	temperature range TA (steps in 5°C)	-20...200°C		60...150°C	-20...200°C	0...220°C	-20...200°C	
UL	rated current at 125/250	15A/10A	25A/25A	25A	15/10	17A	15(10)	
	switching cycles	100,000	100,000	1	100,000	1	–	
	temperature range TA (steps in 5°C)	-20...200°C	150°C	0...200°C	0...250°C	0...260°C	50...200°C	
tolerance		> +/- 3°C (+/- 5°C Typical)						
contact resistance / Insulation res. / dielectric res.		< 50 m $\Omega$ / >100 m $\Omega$ at 500V / 1500V for 1 minute						
hysteresis / reset temp.		Set -15...25°C		-35°C	-15...25°C	-35°C	–	
deg. of protection provided by enclosures (EN 60529)		IP00						
approvals	VDE / ENEC	Cert# 40010923 EN 60730-1 / -2-9 / 1-A15 / 1-A16						
	UL / CUL	UL 873 File E50367						
	CSA	C22.2 No.24 File LR85323						

## Standard types






type	nc	no	code	photo	drawing dimensions (mm)	technical description	approvals
<b>R53</b> CS-7S, CS-17, B2	2	1	Term = Z1 Ring = D			Terminals 6.3 x 0.8, 4.8 x 0.5mm Sn or Ni plate, Housing: Thermoset, Cap: SS or Al, Loose Bracket, Terminals Vertical (Z type)	UL, CSA, VDE
			Term = Y1 Ring = D			Terminals 6.3 x 0.8, 4.8 x 0.5mm Sn or Ni plate, Housing: Thermoset, Cap: SS or Al, Loose Bracket, Terminals Horizontal (Y type)	
<b>R55</b> CR-71	2	–	Ring = D			Terminals 6.3 x 0.8, 4.8 x 0.5mm Sn or Ni plate, Housing: Thermoset, Cap: SS or Al, Loose Bracket, Terminals Horizontal (Y type)	UL, CUL, VDE
<b>R53</b> CS-17	2	1	Ring = L			Terminals 6.3 x 0.8, 4.8 x 0.5 mm Sn or Ni plate, Housing: Thermoset, Cap: SS, Welded Bracket, Terminals Horizontal (Y type)	
<b>R54</b> CH-15, CH-152-35	2	1	Ring = None Term = Y7			Terminals 6.3 x 0.8, Steel Ni plate, Housing: Ceramic Thermoset, Cap: Aluminum, Loose Bracket, Terminals Horizontal (Y type)	



## Mounting rings

type	code	photo	drawing dimensions (mm)	technical description	approvals
CS-7S, CS-17, B2, CR-71	Standard D			23.8mm mounting ring, loose or fixed at 45°, 90°, or 135°.	UL, CSA, VDE
	M			25mm mounting ring, loose or fixed at 45°, 90°, or 135°.	
	E			30mm mounting ring, loose.	
CS-7S, B2, CR-71, CS-17	L			41mm mounting bracket fixed at 45°, 90° or 135°.	UL, CUL
CS-7S, B2, CR-71	Thru-Hole Mnt. = F			Flange Cap mounting, Stainless Steel fixed at 45°, 90° or 135°	UL, CSA, VDE
	Exposed Bimetal Thru Hole = FX			Flange Cap mounting, w/exposed bimetal, Stainless Steel fixed at 45°, 90° or 135°	

## Terminals

code	used in type	photo	drawing dimensions (mm)	technical description	approvals
Y1 [STD] Brass Faston Tin Plate .250 Y2 Brass Faston Tin Plate .187 Y3 Brass Faston Nickel Plate .250 Y4 Brass Faston Nickel Plate .187 Y5 Steel Faston Nickel Plate .250 Y6 Steel Nickel Solder Connection Y7 Brass Nickel Solder Connection	CS-7,CR-71, B2 CS-7,CR-71, B2 CS-7,CR-71, B2 CS-7,CR-71, B2 CS-7,CR-71, B2, CH-15 CS-7,CR-71, B2, CH-15 CS-7,CR-71, B2	 Faston  Y6 Solder Connection		Horizontal Fastons 6.3mm x 0.8mm 4.8mm x 0.8mm	UL, CSA, VDE
Z1 [STD] Brass Faston Tin Plate .250 Z2 Brass Faston Tin Plate .187 Z3 Brass Faston Nickel Plate .250 Z4 Brass Faston Nickel Plate .187 Z5 Steel Faston Nickel Plate .250	CS-7,CR-71, B2 CS-7,CR-71, B2 CS-7,CR-71, B2 CS-7,CR-71, B2 CH-15			Vertical Fastons 6.3mm x 0.8mm 4.8mm x 0.8mm	

## caps



Cap in standard execution, material aluminium (code D)



Cap for fixed mounting stainless steel (code F)



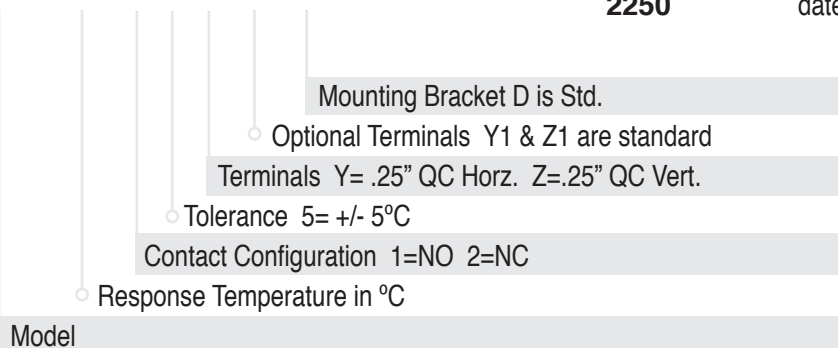
Exposed bimetal cap (code FX)

- Deviations from standard controls (caps, terminals, fixings) on request.
- Especially for electronic applications with voltage 6...120 Vac / 6...30 Vdc and current 10...100 mA, gold crossbar contacts are available.
- Single operation devices (SOD) are available up to 150°C or with reset temperature -35°C (type B-2).

## Ordering and marking example

### Ordering example

R53 CS7 100 2 5 Y \_ \_



### Marking example

**CS-7S R100U** norm. closed response temperature

**CS710025Y** manufacture code

**2250** date of manufacture



# CANTHERM

Supplying high-quality bimetal and thermal sensor products.

8415 Mountain Sights Avenue • Montreal (Quebec), H4P 2B8, Canada

Tel: (514) 739-3274 • 1-800-561-7207 • Fax: (514) 739-2902 • E-mail: sales@cantherm.com

Website: [www.cantherm.com](http://www.cantherm.com) | Division of Microtherm