

Voltage Controlled Oscillator

Model HV83T-2 Model HV83SM-22 4.0 to 5.0 GHz

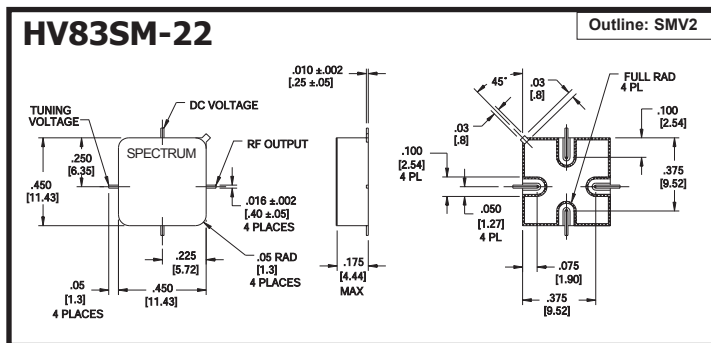
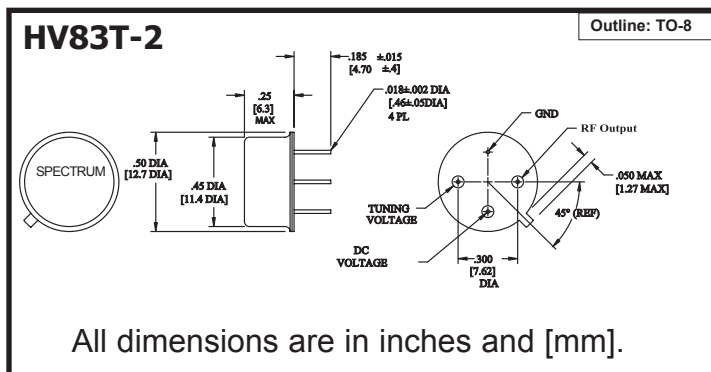
Microwave Band

Electrical Specifications: ⁽¹⁾

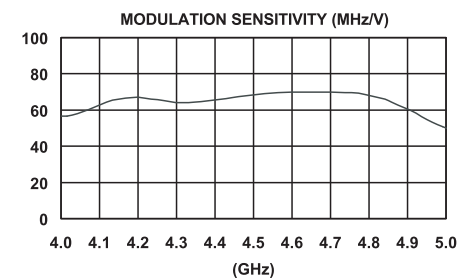
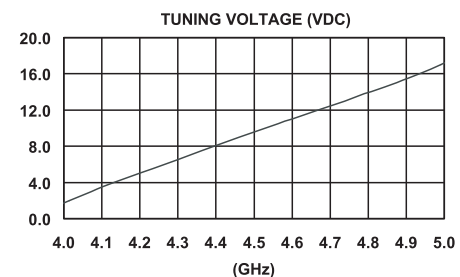
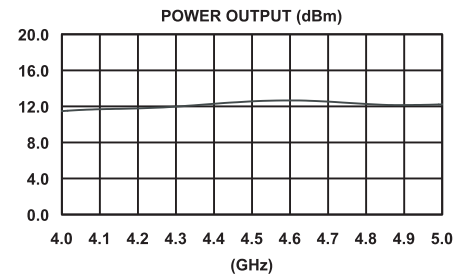
Parameter	Specifications
Frequency Range	4.0 to 5.0 GHz
Power Output at 25°C (50 Ohm load)	+10 dBm, min.
Power Output Variation vs. Temperature	2.0 dB, typical
Frequency Drift vs. Temperature ⁽²⁾	110 MHz, typical
Frequency Pulling (12 dB Return Loss)	40 MHz, typical
Frequency Pushing	10 MHz/V, typical
Tuning Voltage Limits	0 to +20 VDC
SSB Phase Noise (50 kHz offset)	-92 dBc/Hz, typical
Harmonics ⁽³⁾	-14 dBc, typical
Spurious	-70 dBc, max.
Bias Voltage ⁽⁴⁾	+15 VDC ±1%
Bias Current ⁽⁵⁾	50 mA, typical
Operating Temperature	-55 to +85 °C

Notes:

- Specifications guaranteed over the operating temperature range. Those specifications indicated as typical are not guaranteed. Plots exemplify typical performance at +25°C
- Total frequency drift over the full temperature range.
- Worst case harmonics over the frequency range.
- Alternate bias voltages available.
- Lower bias current available.
- Military screening available.



Typical Performance at 25°C



Spectrum Microwave · 2144 Franklin Drive N.E. · Palm Bay, FL 32905 · PH (888) 553-7531 · Fax (888) 553-7532

www.SpectrumMicrowave.com Spectrum Microwave (Europe) · 2707 Black Lake Place · Philadelphia, PA 19154 · PH (215) 464-4000 · Fax (215) 464-4001