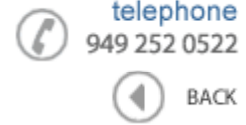




**Data Sheet**



Product Category: IF SAW Filter

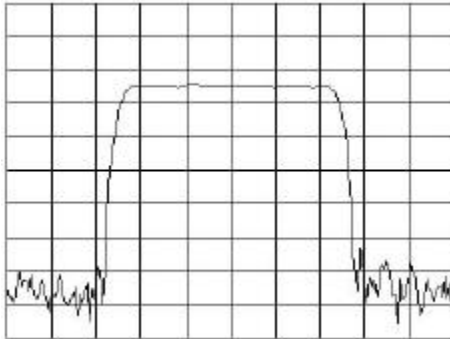
Part Number	Package	Application	Last Modified
820-IF70.0M-B	20.2 x 12.6 Thru Hole	Base Station & Repeater	Jan. 01, 2007

TYPE :  
70.0 MHz Bandpass Filter  
9.5 MHz Bandwidth

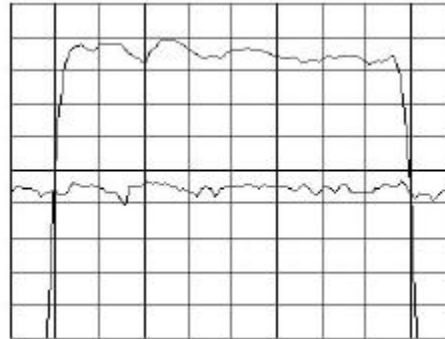
PART NUMBER :  
**820-IF70.0M-B**



**FREQUENCY CHARACTERISTICS**



Horizontal : 2.0 MHz/Div  
Vertical : 10 dB/Div



Horizontal : 1.2 MHz/Div  
Vertical : 1.0 dB/Div  
Vertical : 100 ns/Div

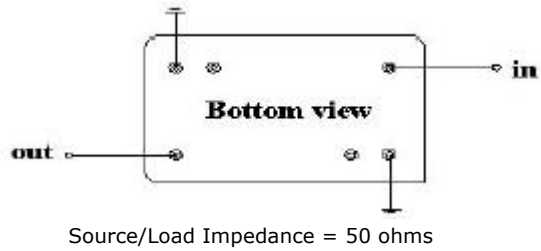
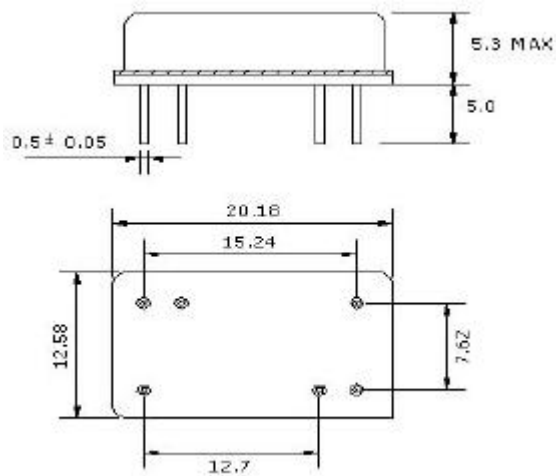
**OPERATING CONDITIONS / ELECTRICAL CHARACTERISTICS**

PARAMETERS	Minimum	Typical	Maximum	Units
Center Frequency	69.94	70	70.06	MHz
Insertion Loss	-	26.0	29.0	dB
1dB Bandwidth	8.9	9.1	-	MHz
3dB Bandwidth	9.2	9.5	-	MHz
40dB Bandwidth	-	10.98	11.0	MHz
Passband Ripple	-	0.78	1.0	dB
Group Delay Variation	-	80	100	nsec
Absolute Delay	-	2.45	-	µsec
Ultimate Rejection	50	60	-	dB
Substrate Material	-	YZ-LN	-	-
Ambient Temperature	-	25	-	°C

\* Custom SAW IF Filters available. Contact Oscilent for assistance.

**PACKAGE OUTLINE (mm)**

**TEST FIXTURE**



**Oscilent Corporation** - CALL **949.252.0522**

**Part No.:** 820-IF70.0M-B

18195 East McDermott Street , Building D , Irvine , CA 92614 , USA  
Fax: 949.252.0599 , E-Mail: Sales@Oscilent.com