

PLEASE CHECK WWW.MOLEX.COM FOR LATEST PART INFORMATION

Part Number: [0260010803](#)
Status: **Active**
Overview: ribbon_cable_jumpers
Description: 2.54mm (.100") Pitch Board-to-Board Ribbon Cable Jumper - 24 AWG, Solid Tinned, 8 Circuits, Kinked Tails, 0.076m (3.00") Length

Documents:

[Drawing \(PDF\)](#) [RoHS Certificate of Compliance \(PDF\)](#)

General

Product Family	Cable
Series	26001
Crimp Quality Equipment	Yes
Geographic Area	Asia
Overview	ribbon_cable_jumpers
Product Name	Ribbon

Physical

Cable Length	0.076m (3.00")
Circuits (Loaded)	8
Circuits (maximum)	8
Insulation	PVC
Packaging Type	Bag
Pitch - Term. Interface (in)	0.100 In
Pitch - Term. Interface (mm)	2.54 mm
Temperature Range - Operating	-20°C to +105°C
Wire Size AWG	24
Wire/Cable Type	(1x24) Solid, Tinned

Electrical

Current - Maximum per Contact	N/A
Voltage - Maximum	300V

Material Info

Reference - Drawing Numbers

Sales Drawing	SD-26001-001
---------------	--------------



image - Reference only

EU RoHS

**ELV and RoHS
Compliant**
**REACH SVHC
Not Reviewed**
**Halogen-Free
Status**

China RoHS



**Need more information on product
environmental compliance?**

Email productcompliance@molex.com
 For a multiple part number RoHS Certificate of Compliance, [click here](#)

Please visit the [Contact Us](#) section for any non-product compliance questions.

Search Parts in this Series
[26001Series](#)

CABLE SPECIFICATIONS:

1.- STANDARD KINKED JUMPER SERIES #26001 (24545 CABLE, .128" S/R BOTH ENDS)

2.- PHYSICAL

CONDUCTOR SPACING ----- .100" (2.54mm) ϕ TO ϕ
 WIRE GAUGE ----- 24 AWG (1/24), SOLID TINNED
 INSULATION ----- PVC (MOLEX GRAY)
 EDGE MARK COLOR ----- RED

3.- AGENCY

U.L. STYLE ----- 2651
 TEMPERATURE RATING ----- -20 °C TO 105 °C
 VOLTAGE RATING ----- 300V. MAX.
 FLAMMABILITY RATING ----- VW-1

4.- SPECIAL REQUIREMENT

RoHS AND LEAD FREE COMPLIANT
 NO TEXT MARKING ON PCB

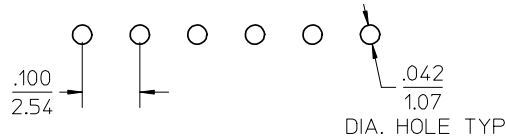
5.- GENERAL

NON-OPERATING TEMPERATURE ----- -20°C TO 105°C

6.- SOLDERING CONDITION

SOLDER TEMPERATURE ----- 260°C. MAX.
 SOLDERING TIME ----- 3 SECOND, MAX.
 INSULATION SHRINK ----- 2MM. NOM

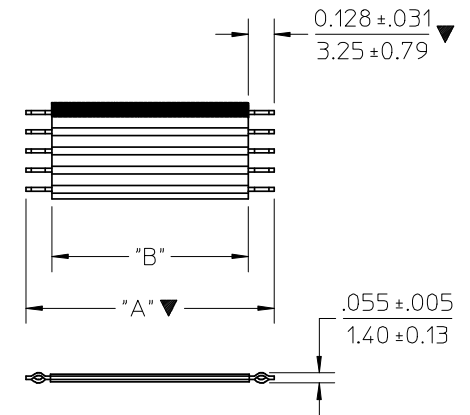
PCB HOLE LAYOUT
 RECOMENDED HOLE DIA. .042 IN.



NOTES:

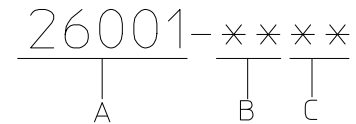
- 1.- ADD 0.020" TO QTY. OF CABLE.
- 2.- STRIP OF CABLE MUST BE 0.138" TO REMAIN 0.128" AFTER KINK ON EACH END.

STRIP & KINK



OVERALL LENGTH ("A") TOLERANCE FOR OAL +/- .100"
 INSULATION LENGTH ("B" REF.) DIMS "A" & "B" REFERS TO SHOWN IN MATRIX.

MATRIX FOR STANDARD KINKED JUMPER SERIES # 26001 (24545 CABLE)								
LENGTH "A" (±.100")	1.256"	2.256"	3.256"	4.256"	5.256"	6.256"	7.256"	8.256"
LENGTH "B" (REF.)	1.000"	2.000"	3.000"	4.000"	5.000"	6.000"	7.000"	8.000"
CIRCUITS								
3	26001-0301	26001-0302	26001-0303	26001-0304	26001-0305	26001-0306	26001-0307	26001-0308
4	26001-0401	26001-0402	26001-0403	26001-0404	26001-0405	26001-0406	26001-0407	26001-0408
5	26001-0501	26001-0502	26001-0503	26001-0504	26001-0505	26001-0506	26001-0507	26001-0508
6	26001-0601	26001-0602	26001-0603	26001-0604	26001-0605	26001-0606	26001-0607	26001-0608
7	26001-0701	26001-0702	26001-0703	26001-0704	26001-0705	26001-0706	26001-0707	26001-0708
8	26001-0801	26001-0802	26001-0803	26001-0804	26001-0805	26001-0806	26001-0807	26001-0808
9	26001-0901	26001-0902	26001-0903	26001-0904	26001-0905	26001-0906	26001-0907	26001-0908
10	26001-1001	26001-1002	26001-1003	26001-1004	26001-1005	26001-1006	26001-1007	26001-1008



A = STD. KINKED JUMPER I.D. No
 B = CIRCUIT SIZE
 3 THRU 10
 C = DENOTES LENGTH
 1.000" TO 8.000"

SEE CHANGE DETAIL EC NO: THL2008-0019 DRWN: CPANSAKHOM 2007/12/07 CHKD: NCHALERM 2007/12/11 APPR: SVIRATJAPOL 2007/12/20	QUALITY SYMBOLS ▽=3 ▽=0	GENERAL TOLERANCES (UNLESS SPECIFIED)		DIMENSION STYLE IN/MM		SCALE NTS	DESIGN UNITS INCH	THIRD ANGLE PROJECTION	
				DRAWN BY DATE		TITLE			
		4 PLACES ± --- ± ---		CPANSAKHOM 2006/06/01		STANDARD KINKED TAIL JMP .100" CTR PVC INSULATED 24 AWG SOLID TINNED			
		3 PLACES ± --- ± ---		CHECKED BY DATE					
2 PLACES ± --- ± ---		PMEECHAI 2006/06/01		MOLEX INCORPORATED					
1 PLACE ± --- ± ---		APPROVED BY DATE							
ANGULAR ± --- °		SVIRATJAPOL 2006/06/01		MATERIAL NO.		DOCUMENT NO.		SHEET NO.	
DRAFT WHERE APPLICABLE MUST REMAIN WITHIN DIMENSIONS		SEE CHART		SD-26001-001		1 OF 1			
THIS DRAWING CONTAINS INFORMATION THAT IS PROPRIETARY TO MOLEX INCORPORATED AND SHOULD NOT BE USED WITHOUT WRITTEN PERMISSION									

B	E-07-0793	B ₁ : ADD GENERAL & SOLDERING CONDITION DATA	07/12/07
A	THL2006-0004	NEW RELEASE	06/06/01
REV. HISTORY	EC NO.	DETAIL	DATE