

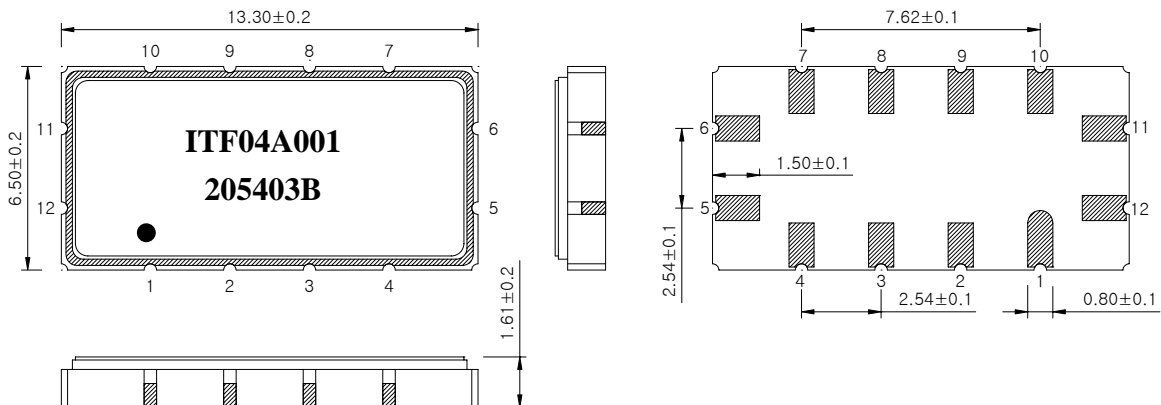
SAW Bandpass Filter 205403B



1. Features

- IF Bandpass Filter
- Low-Loss Filter
- Single-Ended Operation
- Ceramic Surface Mount Device (SMD) Package
- Maximum Storage Temperature Range : -40 °C ~ 85 °C
- Electrostatics Sensitive Device (ESD)

2. Package Dimensions



Package : S1365

Dimensions shown are nominal in millimeters

Body : Al₂O₃ Ceramic

Lid : Kovar, Ni Plated

Terminations : Au plating 0.3 ~ 1.0 um, Over a 1.27 ~ 8.89 um Ni Plating

| Pad Configuration | |
|-------------------|-------------|
| 11 | Input |
| 5 | Output |
| 6, 12 | Ground |
| Other | Case ground |



ITF Co., Ltd.
 102-901, Bucheon Technopark 364,
 Samjeong-Dong, Ojeong-Gu, Bucheon-City,
 Gyeonggi-Do, Korea 421-809

| | | |
|-----------|-------------|-----|
| Part No. | 205403B | |
| Rev. Date | 2004-04-27 | |
| Rev. | NJ3008-CS02 | 1/5 |

SAW Bandpass Filter 205403B



3. Specifications

Fo = 80.0 MHz


Terminating source impedance : 50Ω and matching network

Terminating load impedance : 50Ω and matching network

| | | Minimum | Typical | Maximum |
|---|--------|---------|---------|---------|
| Center Frequency | MHz | 79.8 | 80.0 | 80.2 |
| Insertion Loss | dB | - | 12.0 | 13.5 |
| 1dB Bandwidth | MHz | 21.0 | 21.2 | - |
| 3dB Bandwidth | MHz | 21.7 | 21.9 | - |
| 40dB Bandwidth | MHz | - | 25.3 | 25.5 |
| Amplitude Ripple (Fo +/- 10.0 MHz) | dB | - | 0.6 | 1.0 |
| Group Delay Variation (Fo +/- 10.0 MHz) | nsec | - | 40 | 120 |
| Absolute Delay | usec | - | 1.03 | - |
| Ultimate Rejection | dB | 40 | 45 | - |
| Temperature Coefficient of Frequency | ppm/°C | - | -86 | - |

Notes :

- 1) All specifications are based on the matching schematic shown below
- 2) All specifications are measured by Agilent Network analyzer and full 2 port calibration at room temperature
- 3) All attenuation measurements are measured relative to insertion loss

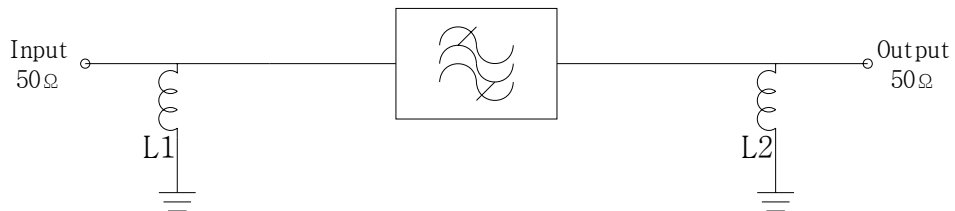
| | | | | |
|---|---|-----------|-------------|-----|
|  Integrated Technology Future | ITF Co., Ltd. 102-901, Bucheon Technopark 364, Samjeong-Dong, Ojeong-Gu, Bucheon-City, Gyeonggi-Do, Korea 421-809 | Part No. | 205403B | |
| | | Rev. Date | 2004-04-27 | |
| | | Rev. | NJ3008-CS02 | 2/5 |

SAW Bandpass Filter 205403B



4. Matching Schematic

(Actual matching values may vary due to PCB layout and parasitics)



L1 = 82 nH,

L2 = 56 nH

5. Marking Configuration

ITF¹⁾04A001²⁾

205403B³⁾


●⁴⁾

1) Manufacturer name

2) Lot Number

3) Part Number

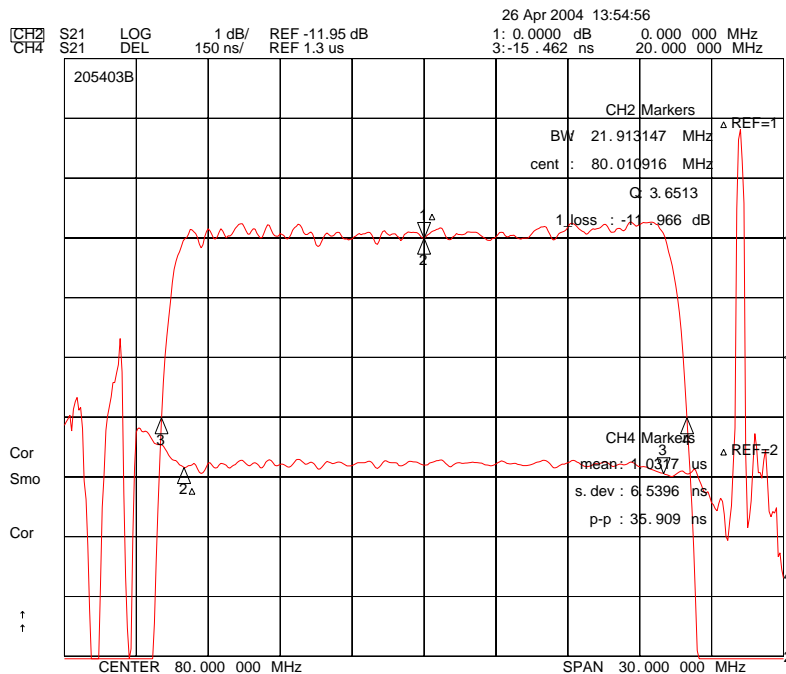
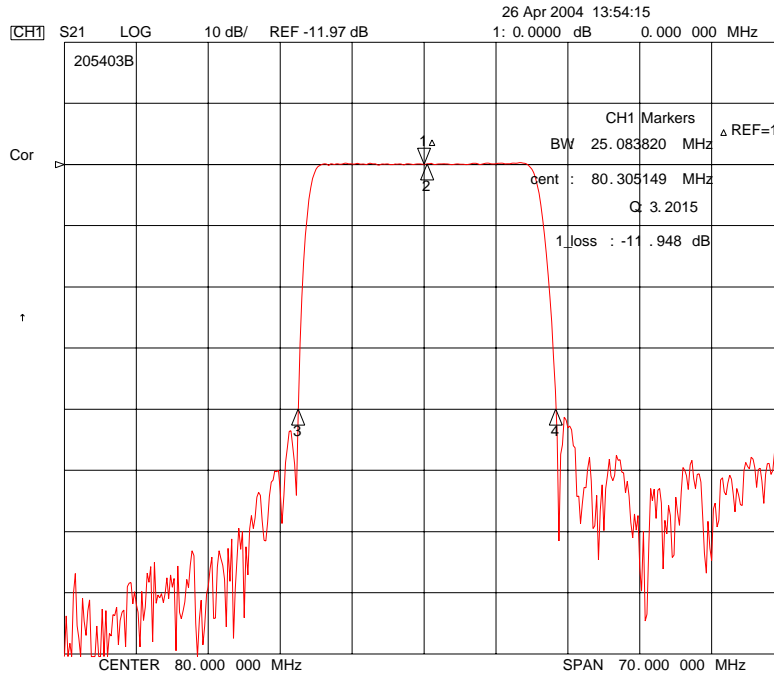
4) Pad Number 1 Index

| | | | | |
|---|---|-----------|-------------|-----|
|  Integrated Technology Future | ITF Co., Ltd. 102-901, Bucheon Technopark 364, Samjeong-Dong, Ojeong-Gu, Bucheon-City, Gyeonggi-Do, Korea 421-809 | Part No. | 205403B | |
| | | Rev. Date | 2004-04-27 | |
| | | Rev. | NJ3008-CS02 | 3/5 |

SAW Bandpass Filter 205403B

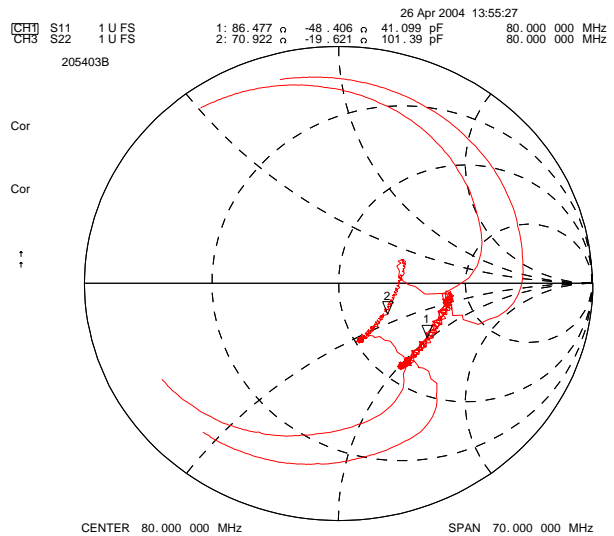
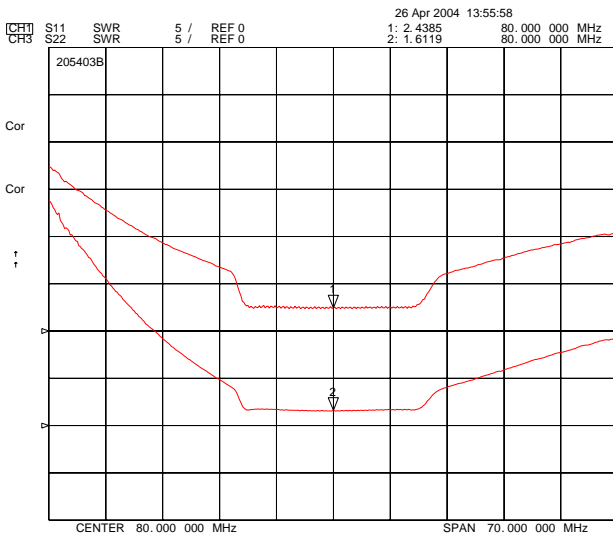
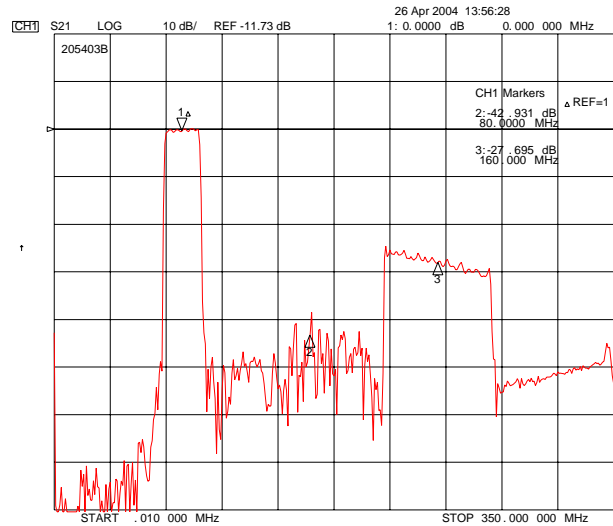
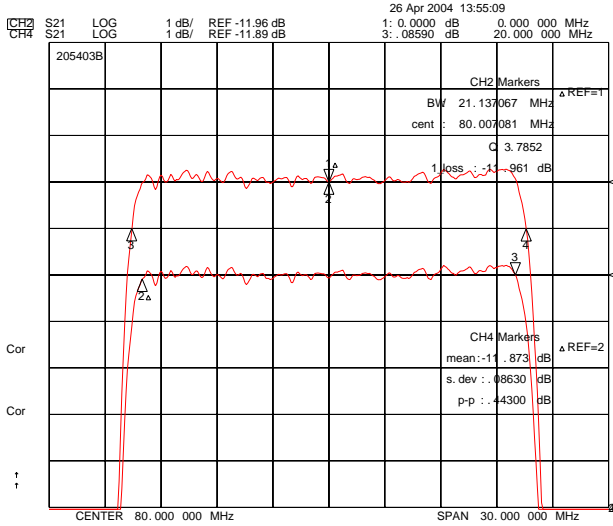


6. Typical Performance (at +25°C)



| | | | | |
|--|---|-----------|-------------|-----|
| | ITF Co., Ltd. 102-901, Bucheon Technopark 364, Samjeong-Dong, Ojeong-Gu, Bucheon-City, Gyeonggi-Do, Korea 421-809 | Part No. | 205403B | |
| | | Rev. Date | 2004-04-27 | |
| | | Rev. | NJ3008-CS02 | 4/5 |

SAW Bandpass Filter 205403B



ITF Co., Ltd.
 102-901, Bucheon Technopark 364,
 Samjeong-Dong, Ojeong-Gu, Bucheon-City,
 Gyeonggi-Do, Korea 421-809

| | | |
|-----------|-------------|-----|
| Part No. | 205403B | |
| Rev. Date | 2004-04-27 | |
| Rev. | NJ3008-CS02 | 5/5 |