



Part Number	Package	Application	Last Modified
802-RF861.0M-A	3.0 x 3.0 SMD	iDEN Rx	Mar. 2, 2007

TYPE :
iDEN, RF-Rx SAW Filter



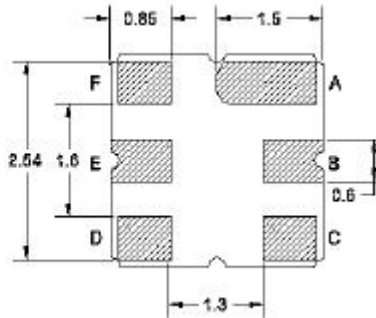
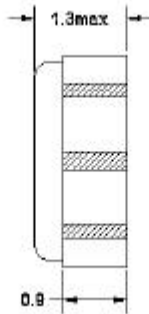
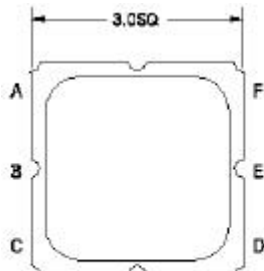
PART NUMBER :
802-RF861.0M-A

OPERATING CONDITIONS / ELECTRICAL CHARACTERISTICS

PARAMETERS	Condition	Minimum	Typical	Maximum	Units
Center Frequency (Fo)	-	-	861.0	-	MHz
Maximum Insertion Loss	851.0~ 871.0 MHz	-	2.5	3.5	dB
Attenuation:	DC~ 806.0 MHz	27	49	-	dB
	806.0~ 825.0 MHz	37	50	-	
	896.0~ 902.0MHz	28	34	-	
	905.825~ 924.825 MHz	27	39	-	
	906.0~ 979.0 MHz	37	53	-	
	1070.0~ 1089.0 MHz	47	51	-	
1089.0~ 3000.0 MHz	27	32	-	-	
Source Impedance (single ended)*	-	-	50	-	ohm
Load Impedance (single ended)*	-	-	50	-	ohm
VSWR	851.0~ 871.0 MHz	-	1.6	2.0	dB
Amplitude Ripple	851.0~ 871.0 MHz	-	0.6	1.5	dBp-p
Maximum DC Voltage	-	-	-	5	V
Maximum Input Power	-	-	-	15	dBm
Operating Temperature	-	-30	-	+70	°C

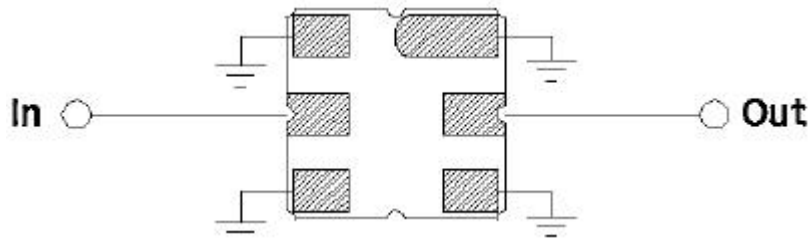
* No Matching Network(Ref. Testing Enviroment Circuit as shown below)

PACKAGE OUTLINE (mm)



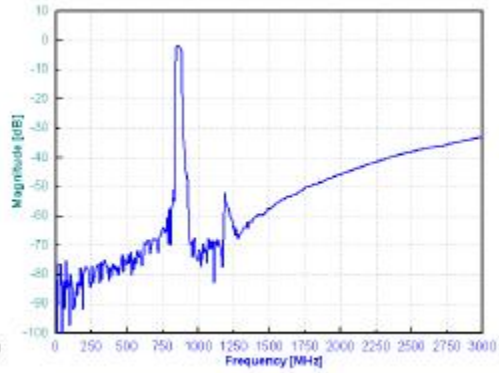
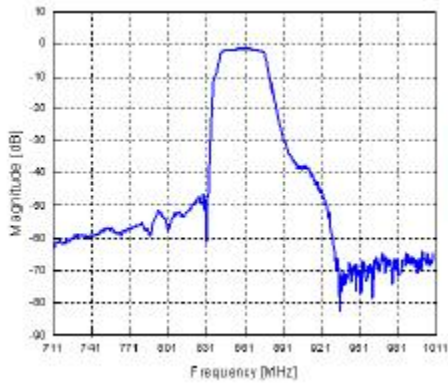
PIN LAYOUT	
A	Ground
B	Out
C	Ground
D	Ground
E	In
F	Ground

TEST FIXTURE

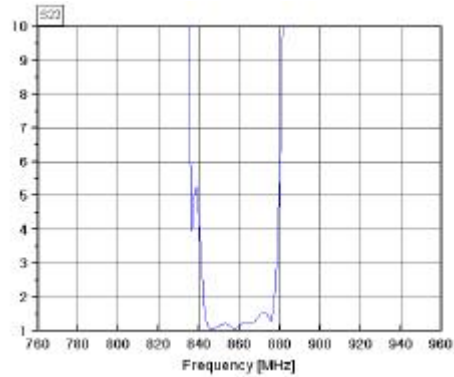
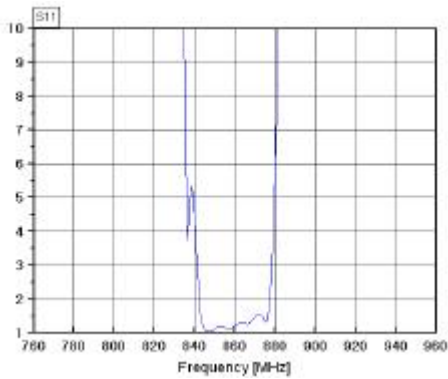


Load/ Source Impedance = 50 ohms

FREQUENCY RESPONSE



VSWR



SMITH CHART

