


## 10A Schottky Barrier Rectifier

### Features

- Plastic package has Underwriters Laboratory Flammability Classifications 94V-0
- Metal silicon junction, majority carrier conduction
- Low power loss, high efficiency
- Guarding for over voltage protection
- For use in low voltage, high frequency inverters, free wheeling, and polarity protection applications
- High temperature soldering guaranteed:  
250° C/10 seconds, 0.25" (6.35mm) from case



TO-220AC

### Mechanical Data

<b>Case:</b>	JEDEC TO-220AC, molded plastic body
<b>Terminals:</b>	Plated leads, solderable per MIL-STD-750, Method 2026
<b>Polarity</b>	As marked
<b>Mounting Position:</b>	Any
<b>Mounting Torque:</b>	10 in-lbs maximum
<b>Weight:</b>	0.08 ounce, 2.24 grams

### Maximum Ratings ( $T_{Ambient}=25^{\circ}C$ unless noted otherwise)

Symbol	Description	MBR1035	MBR1045	MBR1050	MBR1060	Unit	Conditions
<b>VRRM</b>	Maximum Repetitive Peak Reverse Voltage	35	45	50	60	V	
<b>VDC</b>	Maximum DC Blocking Voltage	35	45	50	60	V	
<b>IF(AV)</b>	Maximum Average Forward Rectified Current	10				A	See Fig.1
<b>IFSM</b>	Peak Forward Surge Current per leg	150				A	8.3ms single half sine-wave superimposed on rated load (JEDEC method)
<b>TJ</b>	Operating Junction Temperature Range	-65 to +150				° C	
<b>TSTG</b>	Storage Temperature Range	-65 to +150				° C	

# 10A Schottky Barrier Rectifier

## MBR1035 - MBR1060

### Electrical Characteristics ( $T_{Ambient}=25^{\circ}C$ unless noted otherwise)

Symbol	Description	MBR1035	MBR1045	MBR1050	MBR1060	Unit	Conditions
$V_F$	Maximum Instantaneous Forward Voltage per leg (Note 1)	-		0.80		V	IF=10A Tc=25 °C
		0.57		0.70			IF=10A Tc=125 °C
$I_R$	Maximum Instantaneous Reverse Current at rated DC Blocking Voltage		0.10			mA	Tc=25 °C
			15				Tc=125 °C
$R_{\theta-JC}$	Maximum Thermal Resistance from Junction to Case		2.0			°C/W	

Note 1: Pulse test: 300  $\mu$ s pulse width, 1 % duty cycle

### Typical Characteristics Curves

Fig.1- Forward Current Derating Curve

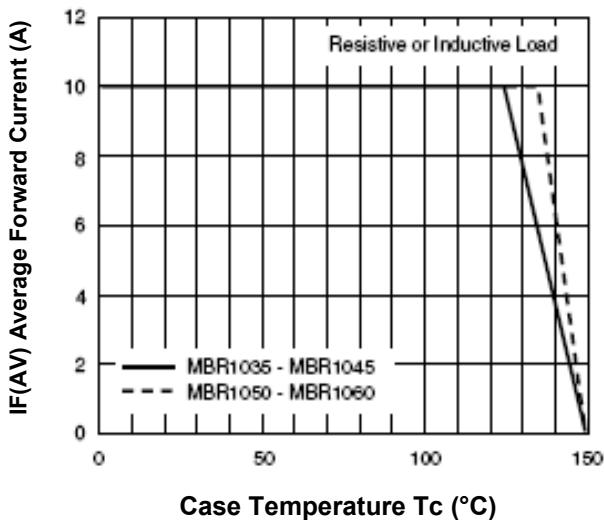


Fig.2- Max. Non-Repetitive Peak Forward Surge Current

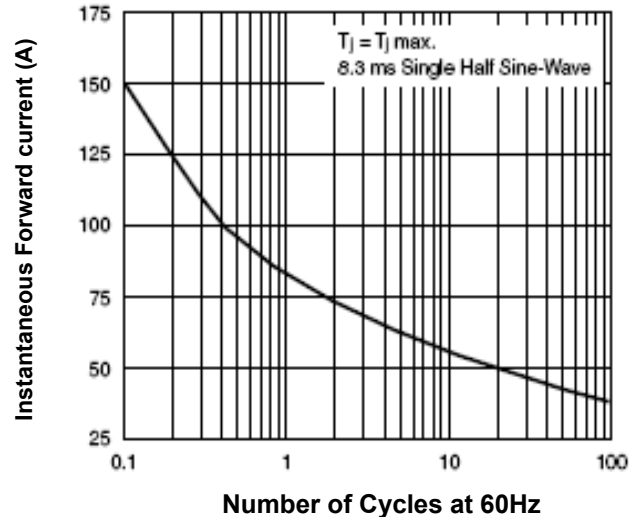


Fig.3- Typical Forward Characteristics

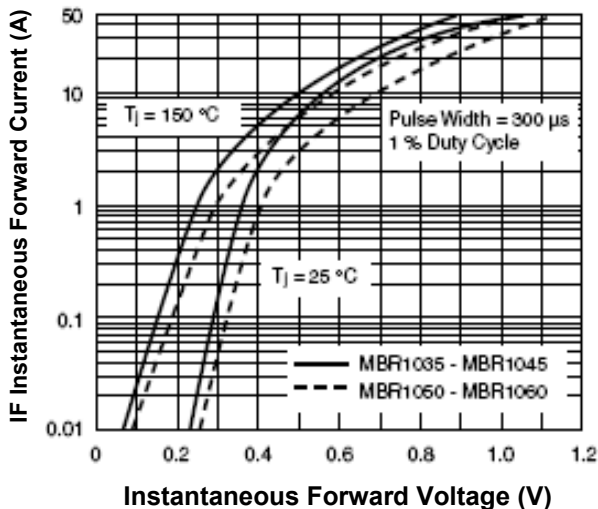
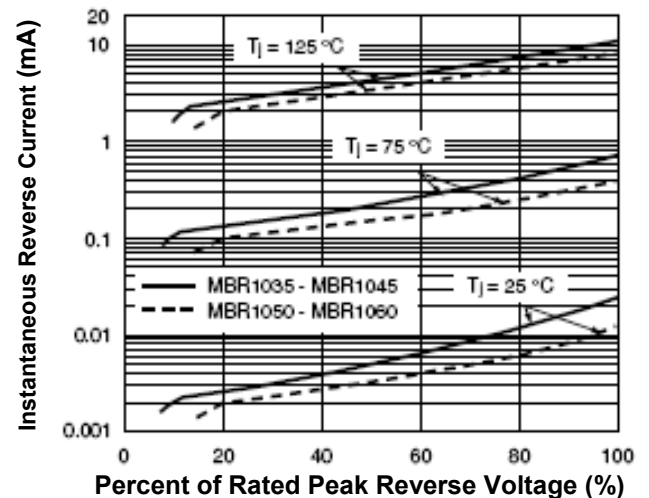


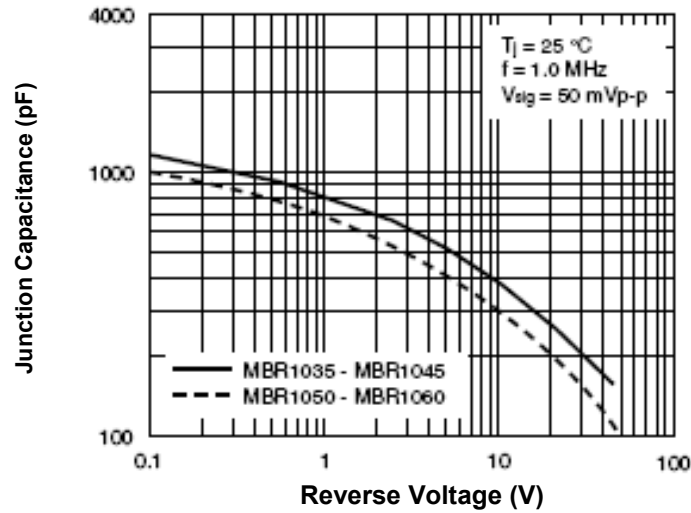
Fig.4- Typical Reverse Characteristics



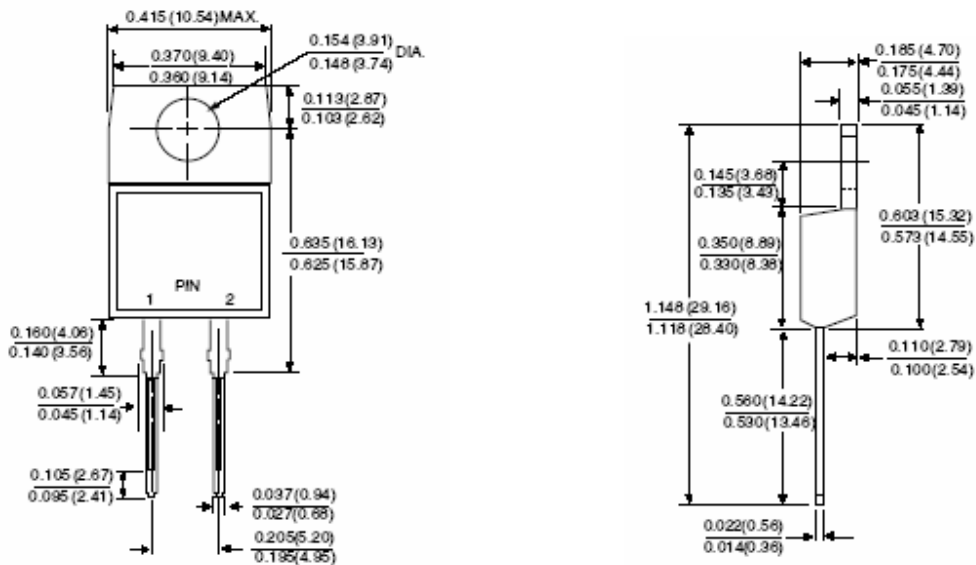
# 10A Schottky Barrier Rectifier

## MBR1035 - MBR1060

Fig.5- Typical Junction Capacitance



### Dimensions in inches (mm)



TO-220AC

**TAITRON**  
components incorporated

Rev. A/AH 2007-10-26

### How to contact us:

#### **US HEADQUARTERS**

28040 WEST HARRISON PARKWAY, VALENCIA, CA 91355-4162

Tel: (800) TAITRON (800) 247-2232 (661) 257-6060

Fax: (800) TAITFAX (800) 824-8329 (661) 257-6415

Email: [taitron@taitroncomponents.com](mailto:taitron@taitroncomponents.com)

Http://[www.taitroncomponents.com](http://www.taitroncomponents.com)

#### **TAITRON COMPONENTS MEXICO, S.A .DE C.V.**

BOULEVARD CENTRAL 5000 INTERIOR 5 PARQUE INDUSTRIAL ATITALAQUIA, HIDALGO C.P.  
42970 MEXICO

Tel: +52-55-5560-1519

Fax: +52-55-5560-2190

#### **TAITRON COMPONENTS INCORPORATED REPRESENTAÇÕES DO BRASIL LTDA**

RUA DOMINGOS DE MORAIS, 2777, 2.ANDAR, SALA 24 SAÚDE - SÃO PAULO-SP 04035-001 BRAZIL

Tel: +55-11-5574-7949

Fax: +55-11-5572-0052

#### **TAITRON COMPONENTS INCORPORATED, SHANGHAI REPRESENTATIVE OFFICE**

CROSS REGION PLAZA, 899 LINGLING ROAD, SUITE 18C, SHANGHAI, 200030, CHINA

Tel: +86-21-5424-9942

Fax: +86-21-5424-9931